

RECEPTION HOMEWORK Pack 14

These are your additional weekly learning tasks that should be completed at least 3 times a week:

L.O.L:

- Practise your common exception words - reading and spelling them
- Spelling - practice your spellings and complete a mini test. Don't forget about Spelling Shed!
- Reading - read your book at home to an adult/family member and discuss your reading. Don't forget about the ebooks available on Oxford Owl website
- Handwriting - practice your handwriting, using the school's cursive script

Maths:

- Practice your times tables orally, in written form or using TT Rockstars

Spelling Shed



PHASE 1

**Hampton Vale
Primary Academy**



RECEPTION HOMEWORK



**OAK
NATIONAL
ACADEMY**

Online Classroom

As part of our home learning offer, we are encouraging all of our children to engage in the National Oak Academy home learning website.

<https://classroom.thenational.academy/>

This website has daily video lessons, with additional quizzes and worksheets to apply the learning.

We expect children at home to complete a daily maths, english and PSHE lesson alongside their weekly tasks (from the first page).

If you are unable to access this website, the learning has been included in this home learning pack and can be completed without the lessons.

YEAR 1 HOMEWORK




L.O.L - Monday's lesson

Additional video available on:
<https://classroom.thenational.academy/>


Learning Outcome: To answer a question with a full sentence.

If you have internet access you can find the link to the video lesson here:

<https://classroom.thenational.academy/lessons/to-answer-a-question-with-full-sentences/activities/1>



For this lesson we will be thinking about what makes a superhero a superhero!

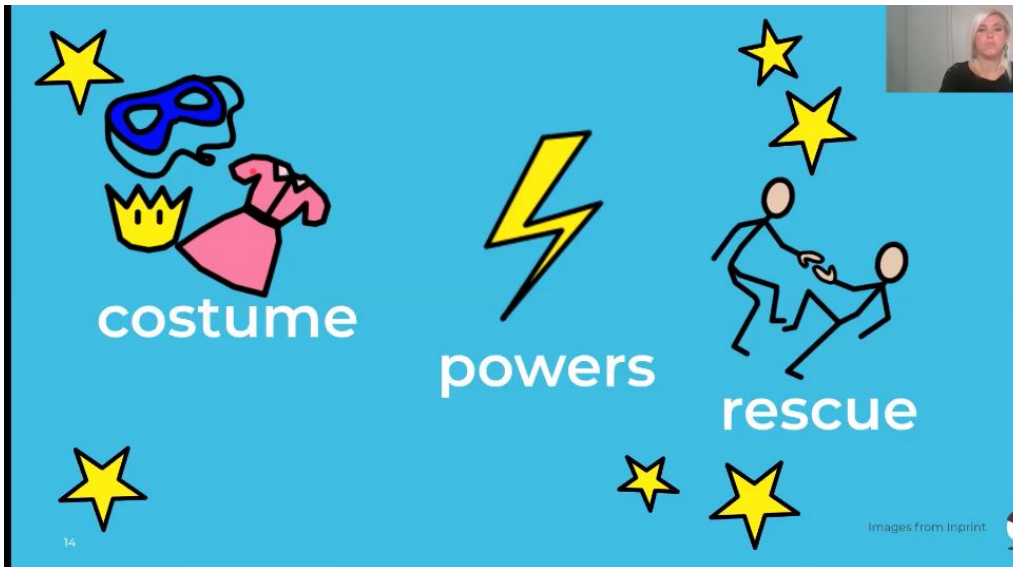


YEAR 1 HOMEWORK



L.O.L - Monday's lesson

Additional video available on:
<https://classroom.thenational.academy/>



costume


powers

rescue

Images from Inprint



Costume



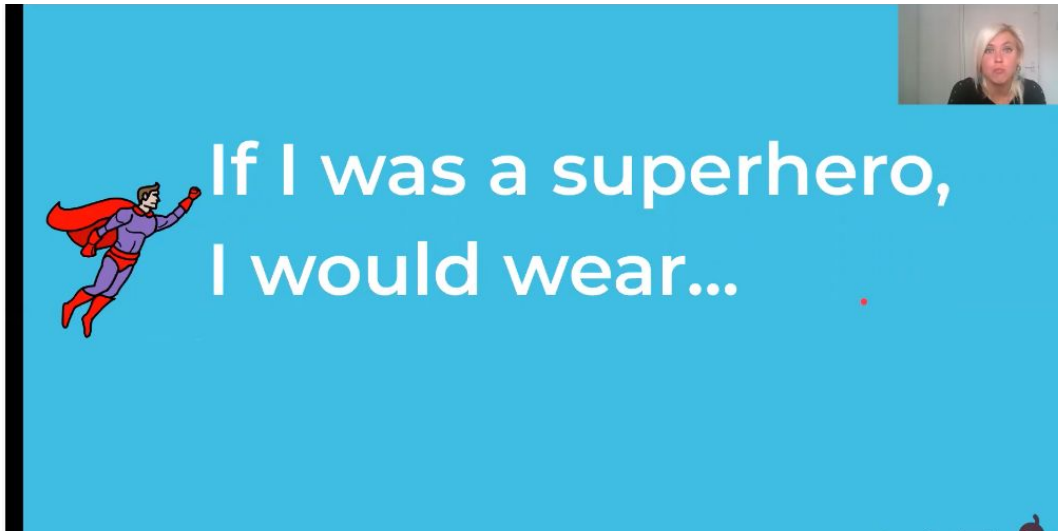
A superhero has a costume, powers and always comes to the rescue!

YEAR 1 HOMEWORK



L.O.L - Monday's lesson

Additional video available on:
<https://classroom.thenational.academy/>



If I was a superhero,
I would wear...

Discuss with an adult
what you would wear
if you was a
superhero!

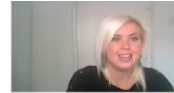
YEAR 1 HOMEWORK



L.O.L - Monday's lesson

Additional video available on:
<https://classroom.thenational.academy/>

Super Powers



flying



invisibility



transform




strength

Images from
Twinkl.co.uk



If I was a superhero,
my power would
be...



Discuss with an adult
what your power
would be if you was
a superhero!

YEAR 1 HOMEWORK




L.O.L - Monday's lesson

Additional video available on:
<https://classroom.thenational.academy/>



If I was a superhero,
I would protect...



Discuss with an adult
who you would
protect if you was a
superhero!

YEAR 1 HOMEWORK



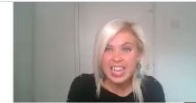


L.O.L - Monday's lesson

Additional video available on:
<https://classroom.thenational.academy/>

room.thenational.academy/lessons/to-answer-a-question-with-full-sentences/activities/1

Supertato

By Sue Hendra and Paul Linnet
Published by Simon & Schuster UK



Design a Superhero

Supertato is a hero that protects the vegetables from the Evil Pea! You are going to design your own hero.

YEAR 1 HOMEWORK




L.O.L - Monday's lesson

Additional video available on:
<https://classroom.thenational.academy/>



Design a Superhero



Costume



Power



Job



Image from Imprint

Think about the power and costume you will draw, and who you will protect!

YEAR 1 HOMEWORK



L.O.L - Monday's lesson

Additional video available on:
<https://classroom.thenational.academy/>

om.thenational.academy/lessons/to-answer-a-question-with-full-sentences/activities/1

★ **Make it yours** ★



Need some help?

Draw a picture



Want a challenge?

Write a sentence




Be creative!

Make a superhero costume

You are now going to create your own Superhero in the template on the next page.

File Devices Options Capture Help



YEAR 1 HOMEWORK




Maths - Monday's lesson

Additional video available on:
<https://classroom.thenational.academy/>

Learning Outcome: Addition and Subtraction within 20

If you have internet access you can find the link to the video lesson here:

<https://classroom.thenational.academy/lessons/addition-and-subtraction-within-20-part-one/activities/1>




You will need 2 dice. Roll the dice and add the two numbers together. Do this 5 times.

YEAR 1 HOMEWORK



Maths - Monday's lesson

Additional video available on:
<https://classroom.thenational.academy/>



You will need 2 dice. Roll the dice and subtract one number from another. Do this 5 times.

YEAR 1 HOMEWORK



PSHE - Monday's lesson

Additional video available on:
<https://classroom.thenational.academy/>

Learning Outcome: Super Juice

If you have internet access you can find the link to the video lesson here:

<https://classroom.thenational.academy/lessons/super-juice>

In today's lesson, you will need



A favourite
teddy



3
Images from Pixabay

Fruits



Juicers



Glass



Paper and
Coloured
Pencils



YEAR 1 HOMEWORK



PSHE - Monday's lesson

Additional video available on:
<https://classroom.thenational.academy/>

Super Juice!



Vitamin C helps to fight illnesses
Vitamin B1 gives us energy
Vitamin A helps our bones to grow!



Bananas give lots of energy.
It helps with absorbing
Calcium into your body
which means you will have
strong bones.



Strawberries fighting the
bugs in your body.

14:32

How to make your Super juice.



First



Next



Then



After that



Finally



YEAR 1 HOMEWORK



PSHE - Monday's lesson

Additional video available on:
<https://classroom.thenational.academy/>

Fruits for good health!



Blueberries protect your heart!

29 Images from Google drive



Apples help to stop and fight infections



Pineapples help to keep your bones healthy and digest your food



Make your own!

Success Criteria

First

Choose three fruits you would like to use to make your juice.



Next

Blend them, juice them, pour and enjoy!



Finally

- Draw a picture. Share all the fruits you have used to create your drink!

YEAR 1 HOMEWORK



L.O.L -Tuesday's lesson

Additional video available on:
<https://classroom.thenational.academy/>

Learning Outcome: To describe our favourite character.

If you have internet access you can find the link to the video lesson here:

<https://classroom.thenational.academy/lessons/to-describe-our-favourite-character/activities/1>

If you do not have access to the internet and have the story Supertato at home you can read this through with an adult.

The characters:

Superhero - Supertato

Villain - Evil Pea

Characters that need rescuing - Vegetables.

Discuss with an adult who is your favourite and why.



Who was your favourite character?



Supertato?



Pea?



Vegetable?



YEAR 1 HOMEWORK



L.O.L -Tuesday's lesson

Additional video available on:
<https://classroom.thenational.academy/>

There are lots of reasons they may be your favourite character!

EXAMPLE: Supertato is my favourite character because is he brave and fearless.

Reason



YEAR 1 HOMEWORK




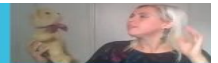
L.O.L -Tuesday's lesson

Additional video available on:
<https://classroom.thenational.academy/>

You are now going to draw your favourite character and write a sentence using the template below to say why they are your favourite character in the template on the next page..



*My favourite
character was
___ because ___.*



PHASE 1



RECEPTION HOMEWORK

YEAR 1 HOMEWORK



Maths - Tuesday's lesson

Additional video available on:
<https://classroom.thenational.academy/>

Learning Outcome: Depth of numbers within 20

If you have internet access you can find the link to the video lesson here:

<https://classroom.thenational.academy/lessons/depth-of-numbers-within-20-part-one>

Complete the activities on the next pages.

RECEPTION HOMEWORK

Superheroes Counting

Count the superheroes and write the answers in the circles.

5 Iron Man figures

3 Wonder Woman figures

8 Superman figures

7 Batman figures

6 Thor figures

4 Wonder Woman figures

10 Iron Man figures

2 Superman figures

8 Batman figures

RECEPTION HOMEWORK

Superheroes Addition to 10

Write the answers in the circles. Then, write the number sentence on the line below.

 $3 + 1 = \bigcirc$

 $2 + 2 = \bigcirc$







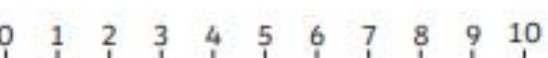

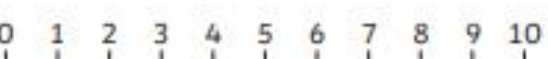

 $1 + 4 = \bigcirc$

 $2 + 3 = \bigcirc$

 $4 + 3 = \bigcirc$

RECEPTION HOMEWORK

Superheroes Subtraction up to 10

$7 - 3 =$ 	
$6 - 4 =$ 	
$8 - 3 =$ 	
$5 - 2 =$ 	
$10 - 8 =$ 	

YEAR 1 HOMEWORK



Foundation - Tuesday's lesson

Additional video available on:
<https://classroom.thenational.academy/>

Learning Outcome: Seasons

If you have internet access you can find the link to the video lesson here:

<https://classroom.thenational.academy/lessons/seasons/activities/1>



#113794210



Spring



Days get longer



Weather gets warmer



Baby animals born



Plants start to grow

YEAR 1 HOMEWORK



Foundation - Tuesday's lesson

Additional video available on:
<https://classroom.thenational.academy/>

[m.thenational.academy/lessons/seasons/activities/1](https://classroom.thenational.academy/lessons/seasons/activities/1)



Summer



The longest day



Hot weather



Bees pollinate plants

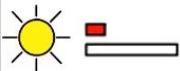


Summer holiday

9



Autumn



Days get shorter



Weather gets cooler



Animals hibernate

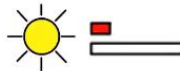


Trees lose leaves

10



Winter



The shortest day



Cold weather



Trees have no leaves

YEAR 1 HOMEWORK



Foundation - Tuesday's lesson

Additional video available on:
<https://classroom.thenational.academy/>

4 Seasons



Draw



Name



Draw and label the four seasons.

Challenge: Can you write a sentence about each season.



RECEPTION HOMEWORK

YEAR 1 HOMEWORK



L.O.L -Wednesday's lesson

Additional video available on:
<https://classroom.thenational.academy/>

Learning Outcome: To commit a story to memory using a map.

If you have internet access you can find the link to the video lesson here:

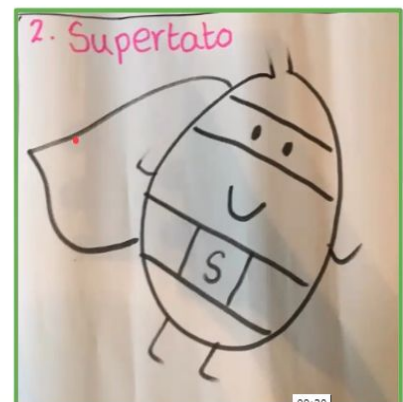
<https://classroom.thenational.academy/lessons/to-commit-a-story-to-memory-using-a-map-d36fd6/activities/1>

We are going to create a story map for Supertato. Each part of the story will have examples below.

1. Something was causing trouble.



2. Supertato to the rescue!




YEAR 1 HOMEWORK




L.O.L -Wednesday's lesson

Additional video available on:
<https://classroom.thenational.academy/>

3. An evil pea was on the loose.



4. Supertato chased the pea.



5. The evil pea tried to trap Supertato.



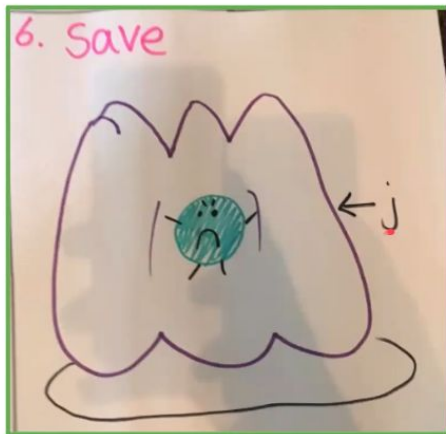
YEAR 1 HOMEWORK



L.O.L -Wednesday's lesson

Additional video available on:
<https://classroom.thenational.academy/>


6. Supertato saved the day.



You can now complete your own story map for the story using pictures and words.



Finished Map



PHASE 1

Hampton Vale
Primary Academy



YEAR 1 HOMEWORK



L.O.L -Wednesday's lesson

Additional video available on:
<https://classroom.thenational.academy/>

YEAR 1 HOMEWORK



Maths - Wednesday's lesson

Additional video available on:
<https://classroom.thenational.academy/>


Learning Outcome: Addition and subtraction within 20

If you have internet access you can find the link to the video lesson here:

<https://classroom.thenational.academy/lessons/addition-and-subtraction-within-20-part-two>

If you have snakes and ladders at home you can play the game with an adult, friend or a member of your family.

If you do not have snakes and ladders at home on the next page is a snakes and ladders board, with counters included and a dice net for you to cut and construct.



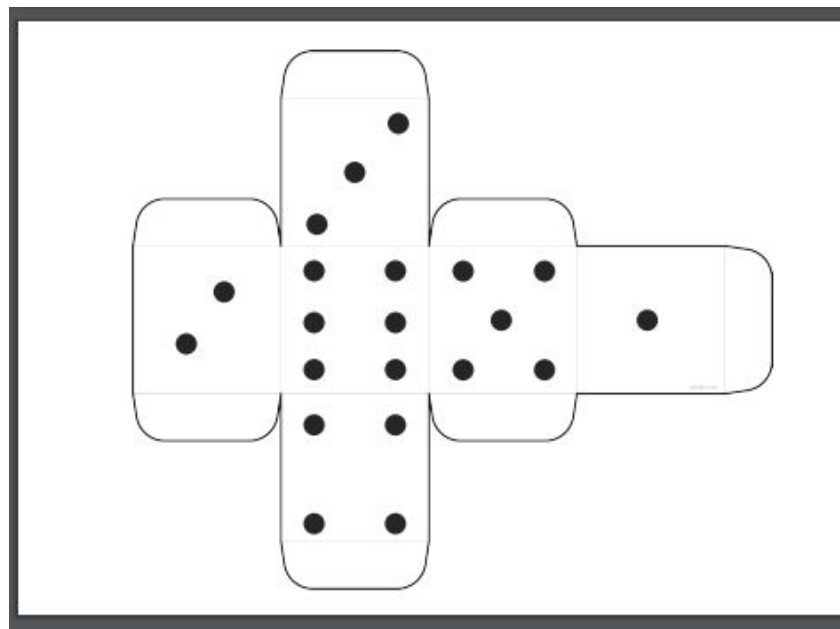


Snakes and Ladders



41	42	43	44	45	46	47	48	49	50 FINISH
40	39	38	37	36	35	34	33	32	31
21	22	23	24	25	26	27	28	29	30
20	19	18	17	16	15	14	13	12	11
1 START	2	3	4	5	6	7	8	9	10

twinkl visit [twinkl.com](https://www.twinkl.com)



YEAR 1 HOMEWORK



Foundation - Wednesday's lesson

Additional video available on:
<https://classroom.thenational.academy/>

Learning Outcome: Seasons collage

If you have internet access you can find the link to the video lesson here:

<https://classroom.thenational.academy/lessons/seasons-collage>



In this lesson, you will need:




Paper

Coloured paper

Coloured pens

Teddy/toy




YEAR 1 HOMEWORK




Foundation - Wednesday's lesson

Additional video available on:
<https://classroom.thenational.academy/>



Fold a piece of paper into four and in each box draw a tree.



Decorate each tree to represent each season, Spring, Summer, Autumn and Winter.

YEAR 1 HOMEWORK



L.O.L -Thursday's lesson

Additional video available on:
<https://classroom.thenational.academy/>

Learning Outcome: To write sentences from a story


If you have internet access you can find the link to the video lesson here:

<https://classroom.thenational.academy/lessons/to-write-sentences-from-the-story-part-1/activities/1>

Story Map



Act




Using your story map you can act out the story.

1. Trouble



2. Superhero



3. Evil Pea



YEAR 1 HOMEWORK




OAK
NATIONAL
ACADEMY

L.O.L -Thursday's lesson

Additional video available on:
<https://classroom.thenational.academy/>

Using your story map you are going to write sentences to say what happens in steps 1 to 3 of the story. To make your sentences more interesting you could add adjectives! Please see below for an example.

1. Something was causing trouble.



EXAMPLE:

One day the supermarket was in a awful mess, The bright, orange carrot got stuck.

One day the shop was a mess. The carrot was stuck. A pea left the freezer.

YEAR 1 HOMEWORK



OAK
NATIONAL
ACADEMY

Maths - Thursday's lesson

Additional video available on:
<https://classroom.thenational.academy/>


Learning Outcome: Depth of numbers within 20

If you have internet access you can find the link to the video lesson here:

<https://classroom.thenational.academy/lessons/depth-of-numbers-within-20-part-two>

Please read the Hungry Caterpillar if you have this at home.


Complete the activities on the next page.



RECEPTION HOMEWORK

Can you draw a line from the number to the correct amount of fruit?

1



2



3



4




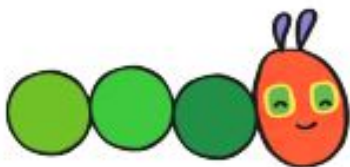

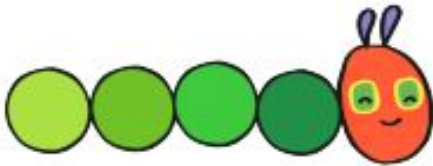
5



RECEPTION HOMEWORK

The Very Hungry Caterpillar Counting Sheet

Can you count how many pieces the caterpillar has on its body?






RECEPTION HOMEWORK

Caterpillar Addition Sheet

Write the answers in the circles.

 $+$  $=$ 

 $+$  $=$ 

 $+$  $=$ 

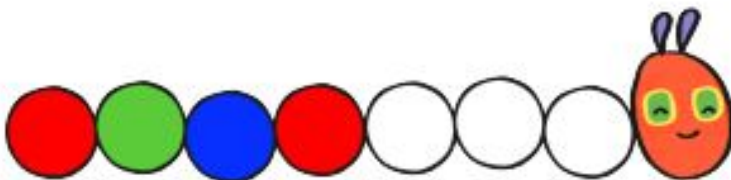
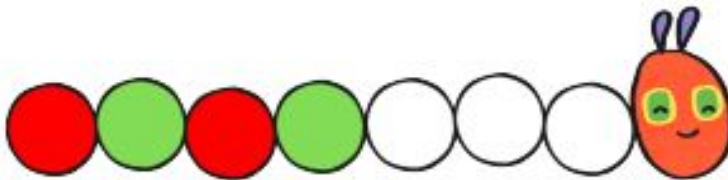
 $+$  $=$ 

 $+$  $=$ 

RECEPTION HOMEWORK

The Very Hungry Caterpillar Pattern Sheet

Continue the patterns below.



YEAR 1 HOMEWORK



Foundation- Thursday's lesson

Additional video available on:
<https://classroom.thenational.academy/>

Learning Outcome: Build a flower

If you have internet access you can find the link to the video lesson here:

<https://classroom.thenational.academy/lessons/build-a-flower/activities/1>

All flowers have...

Roots



Stem



Leaves



Petals




5 Images from InPrint



Using building
blocks to
construct your
own flower.



How many flowers will you make?



YEAR 1 HOMEWORK



L.O.L -Friday's lesson

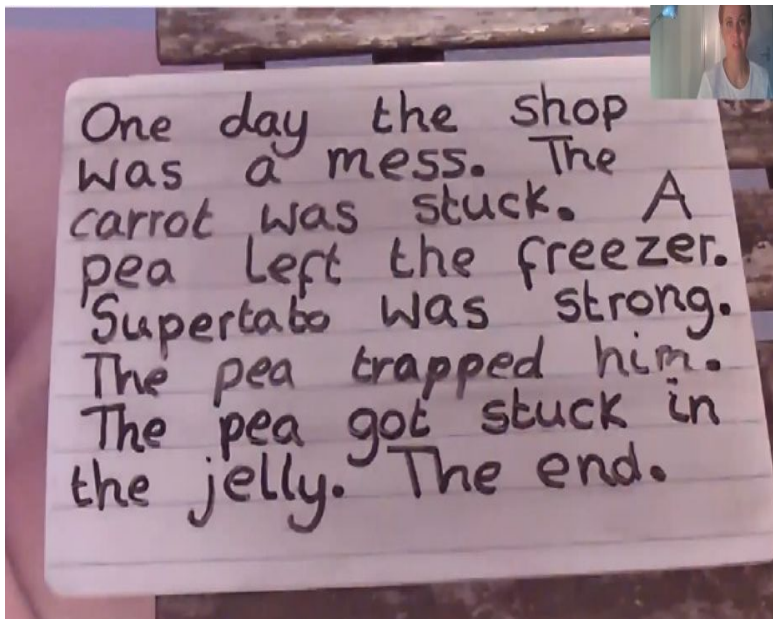
Additional video available on:
<https://classroom.thenational.academy/>

Learning Outcome: To write sentences from a story

If you have internet access you can find the link to the video lesson here:

<https://classroom.thenational.academy/lessons/to-write-sentences-from-the-story-part-2/activities/1>

Using your story map you are going to finish your story and write sentences to say what happens in steps 4 to 6 of the story. To make your sentences more interesting you could add adjectives! Please see below for an example.



EXAMPLE:

A brave and fearless Supertato will save the day.

YEAR 1 HOMEWORK



L.O.L -Friday's lesson

Additional video available on:
<https://classroom.thenational.academy/>

Create a wanted to help capture the Evil Pea from Supertato!



Name:

Colour:

Wearing:

YEAR 1 HOMEWORK



Maths - Friday's lesson

Additional video available on:
<https://classroom.thenational.academy/>

Learning Outcome: Addition and subtraction within 20

If you have internet access you can find the link to the video lesson here:

<https://classroom.thenational.academy/lessons/addition-and-subtraction-within-20-part-three>

Can you write a number bigger than:

3

9

4

Can you write a number smaller than:

6

10

3

RECEPTION HOMEWORK

Can you circle the correct number that matches the amount of spots?

1	3	0
---	---	---

●	

4	1	2
---	---	---

●	●

4	3	2
---	---	---

●	●
●	

6	3	1
---	---	---

RECEPTION HOMEWORK

●	●
●	●

4	5	7
---	---	---

●	●
●	●
●	

2	5	7
---	---	---


●	●
●	●
●	●

4	6	8
---	---	---

●	●
●	●
●	●
●	

7	4	2
---	---	---


RECEPTION HOMEWORK



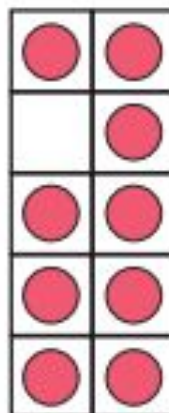
6 8 2



9 3 10



10 5 8



1 6 9

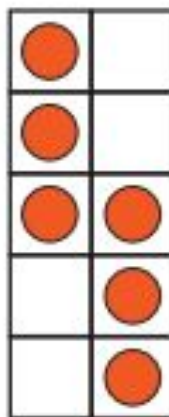
RECEPTION HOMEWORK



3

5

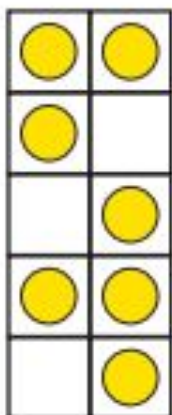
9



3

6


8



1

7

3



2

5

8

YEAR 1 HOMEWORK



Foundation- Friday's lesson

Additional video available on:
<https://classroom.thenational.academy/>

Learning Outcome: To create a summer crown

If you have internet access you can find the link to the video lesson here:

<https://classroom.thenational.academy/lessons/summer-crown/activities/1>

In this lesson, you will need:



Petals



Leaves



Paper



Glue/Tape



1. Fold a piece of paper or card in half diagonally and then cut down the fold.

YEAR 1 HOMEWORK




Foundation- Friday's lesson

Additional video available on:
<https://classroom.thenational.academy/>



2. Tape the two pieces together!



3. Decorate with petals, flowers and leaves taping down.



4. Then bend it round so the pieces met and tape together. You now have you finished summer crown!
Well done!

RECEPTION HOMEWORK



Weekly spellings:



rush
• • •

sail
• • •

then
• • •

town
• • •

row
• •

sil
• •

towel
• • • •

hair
• •

RECEPTION HOMEWORK



Reception exception words:



Tricky Word Handwriting

Practise writing your tricky words using your best handwriting.

they

are

all

my

here

they

are

all

my

here

RECEPTION HOMEWORK- PHONICS

Sound Review:

What phonemes do these graphemes make?
Show you teacher their matching caption action.

a	o	g	i	s	k	m
p	d	c	t	n	u	ff

e	r	h	f	b	y	l
ll	z	w	j	x	zz	

RECEPTION HOMEWORK- PHONICS

Sound Review:

What phonemes do these graphemes make?
Show you teacher their matching caption action.

ch

—

oa

—

ai

—

th

—

ee

—

sh

—

or

—

qu

—

 oo

—

er

—

ur

—

 ow

—

Sound Review:

What phonemes do these graphemes make?
Show you teacher their matching caption action.

oi

—

ar

—

ng

—

 oo

—

igh

—

ck

—

RECEPTION HOMEWORK- PHONICS

Fairy Words: Phase 2.

as

will

get

dad

had

mum

not

this

him

will

that



Retrieval

Fairy words we can sound out, spot the digraphs.

1. that
2. th-a-t=that

Fairy Words: Phase 2.

up

and

can

big

in

on

an

not

is

at

if



Fairy Words: Phase 2.

them

with

then

now

RECEPTION HOMEWORK- PHONICS

Retrieval

Tricky Troll Words:

you

all

are



her

said

like

have

come

he

they

my

Tricky Troll Words:

to

be

I



no

go

me

was

the

we

love

into

Trick word
chants-Remember use
letter names

1. I say "the word
were is spelt
w-e-r-e"
2. We say "the
word as is spelt
a-s"
3. You say -: They
say "The word
as is spelt a-s"

Tricky Troll Words:

do

so

some



there

were


RECEPTION HOMEWORK





Additional learning:



Cut and stick or draw the items of clothing in the correct box according to what you would wear in Summer and Winter. Think about the weather in each Season to help you.



Summer



Winter




RECEPTION HOMEWORK



Additional learning:



Match the flag to the country



RECEPTION HOMEWORK



Additional learning:



Who, What, Where

- Who are these people?
- What do they do?
- Where do they live?

RECEPTION END OF YEAR EXPECTATIONS

This page provides information for parents and carers about the end of year expectations for Year One children in our school. These expectations have been identified as being the minimum requirements your child must meet in order to ensure continued progress throughout the following year.

Writing

- Write sentences that start with a capital letter and end with a full stop
- Use 'and' to join ideas
- In writing, show evidence of full stops, question marks or exclamation marks
- Use capital letters for names of people, places and days of the week, and the personal pronoun 'I'
- Write clearly sequenced sentences
- Correct formation of capital and lower case - starting and finishing in the right place
- Correct formation of digits
- Spell words using Phase 5 phonemes
- Spell tricky words from Phase 4 and Phase 5
- Spell the days of the week

Maths

- Count reliably to 20
- Count a number of objects by pointing to/moving each one as they count
- Recognise numbers to 20
- Order numbers 1 - 20
- Say 1 more and 1 less than numbers to 20
- Add and subtract two single digit numbers
- Form all digits 0-9 correctly
- Know the names of the days of the week in order
- Begin to recognise and name common 2D shapes, e.g. square, rectangle, circle and triangle
- Begin to recognise and name some 3D shapes, e.g. cube, sphere, cylinder, cone