










## YEAR 1 HOMEWORK

**Phonics:** These are the phonics digraph your child has learnt so far. Please practise reading words that contain these spellings, as well as writing words containing them too:

|  |   |   |   |   |
|--|---|---|---|---|
| Phase 3<br>Phonics Mat   |    |    |    |    |
|  | ch  | sh  | th  | ng  |
|    |    |    |    |    |
| ai   | ee  | igh   | oa  | oo  |
|   |   |   |   |   |
| ow   | ar  | or  | ur  | oo  |
|  |  |  |  |  |
| oi   | ear   | air   | ure   | er  |

|   |   |   |   |   |
|---|---|---|---|---|
| Phase 5a<br>Phonics Mat   |    |    |    |    |
|   | ay  | ou  | ie  | ea  |
|    |    |    |    |    |
| oy  | ir  | ue  | aw  | wh  |
|   |   |   |   |   |
| ph  | ew  | oe  | au  | ey  |
|  |  |  |  |  |
| a-e   | e-e   | i-e   | o-e   | u-e   |

### L.O.L:

- Read daily.
- Use Spelling Shed to practise spellings
- Complete the reading comprehension tasks.
- Complete the GPS and other phonics tasks
- Write your own story, lists, or fact-files.

### Maths:

- Practice your times tables.
- Practice addition and subtraction sums.
- Practice your position and directions skills.
- Practice creating arrays.
- Use TT Rockstars to practise times tables

## YEAR 1 HOMEWORK



## Spelling Shed

All the children have been given accounts for **Spelling Shed** to access at school and at home (**log-in details are stuck inside the children's reading records**). They will be set their weekly spellings using this platform, which they can practice at home ready for their weekly spelling test. We look forward to seeing how they get on with this exciting, new programme.

**<http://play.edshed.com>**

*Please note, spellings will be available from school if you are unable to access the account.*

### Assignments

#### Task

Year 5 & Year 6 UKS2 Full List  
Due: 09/03/20 00:00



Details

Weekly spellings - silent letters  
0/2 Due: 08/03/20 09:00



Details

Weekly spellings - silent letters

@MrsFS  
★★★★★

Word

thumb

lambs

signed

kneel

whistle

bruised

crumbling

solemn

muscles

parliament

Click on **'More Lists'** to see full details of each spellings rule the children have been set. Click on **'Details'** to see the word list.

## YEAR 1 HOMEWORK: MATHS

Practice the months of the year to ensure fluency.



## YEAR 1 HOMEWORK: MATHS

Length is the measure of how long, wide or tall something is.

When we measure using a ruler, the measurement will usually be in centimetres (cm).



### When we measure we

- 1) Always start at 0.
- 2) Hold the ruler straight against the object.
- 3) Make sure that the object is not bendy or it will not be correct.
- 4) Hold the ruler still
- 5) Read the measurement that the object finishes on.



## YEAR 1 HOMEWORK: MATHS

Using your ruler, measure the length of a pen and a rubber.

How long were these?

Write the measurements below.

Then write which object is the shortest and which is the longest.

If you have access to a computer play the game below:

[https://www.topmarks.co.uk/maths-games/measuring-in-c  
m](https://www.topmarks.co.uk/maths-games/measuring-in-cm)

---

---

---

---

## YEAR 1 HOMEWORK: MATHS

Frank thinks the shoe brush is 9cm.  
Is he correct?

How do you know?

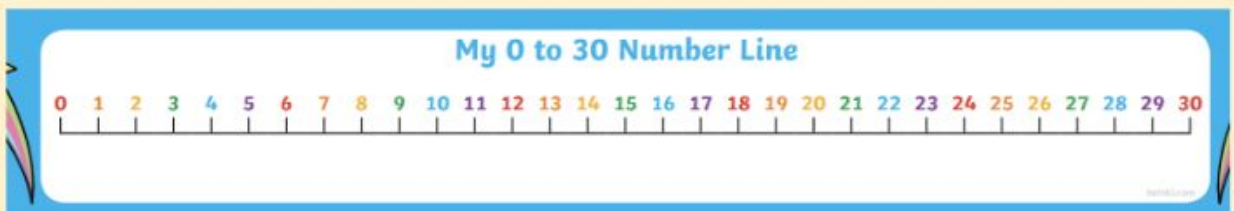


## YEAR 1 HOMEWORK: MATHS

Practice counting to 30 to ensure fluency.

Let's count to 30!

- Let's start at 0 and count forwards to 30.



Can you start from 7, 16 and 19

## YEAR 1 HOMEWORK: MATHS

Complete the grid below.

Can you solve the missing numbers?

|    |    |    |    |   |
|----|----|----|----|---|
| 1  | 2  |    |    | 5 |
|    | 7  |    | 9  |   |
| 11 |    | 13 |    |   |
| 16 | 17 |    | 19 |   |
|    | 22 |    | 24 |   |
|    | 27 | 28 |    |   |

## YEAR 1 HOMEWORK: MATHS

Measure the lines and write down  
the length in cm..

\_\_\_\_\_

\_\_\_\_\_

\_\_\_\_\_

\_\_\_\_\_

\_\_\_\_\_

\_\_\_\_\_

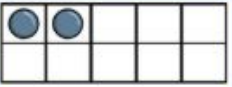
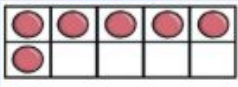

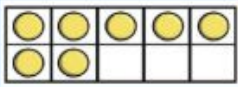
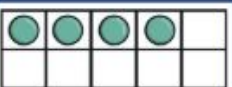
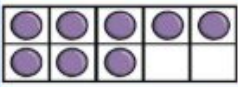
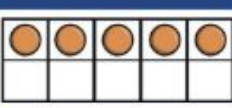

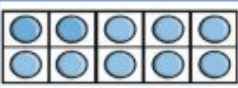
## YEAR 1 HOMEWORK: MATHS

Word names:

Write the correct word that matches the amount of dots.

Fluency

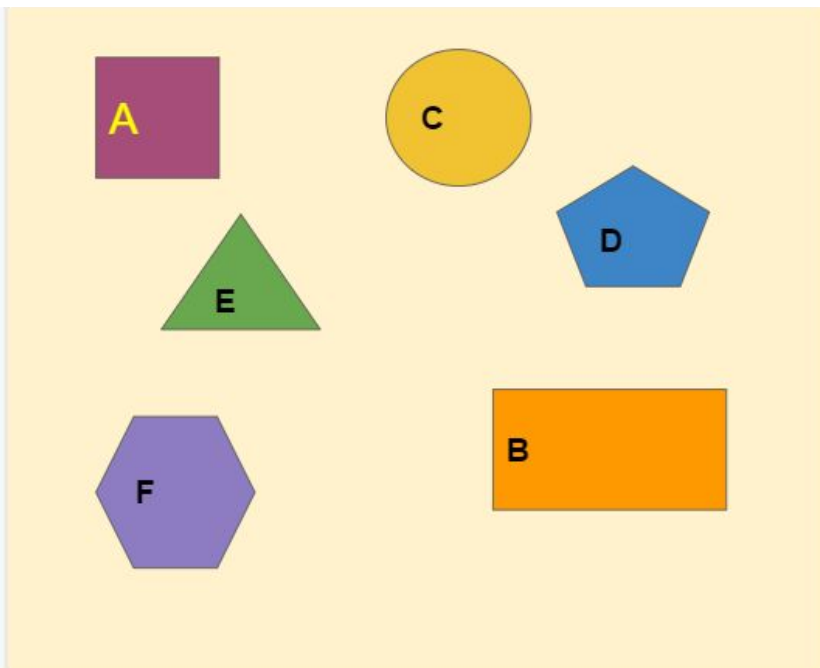
|   |       |    |       |
|---|-------|----|-------|
| 1 | one   | 6  | six   |
| 2 | two   | 7  | seven |
| 3 | three | 8  | eight |
| 4 | four  | 9  | nine  |
| 5 | five  | 10 | ten   |

|   |  |   |  |
|---|--|---|--|
|  |  |  |  |
|  |  |  |  |
|  |  |  |  |
|  |  |  |  |
|   |  |  |  |

## YEAR 1 HOMEWORK: MATHS

2D shapes: are shapes which have only two dimensions, such as width and height but no thickness.

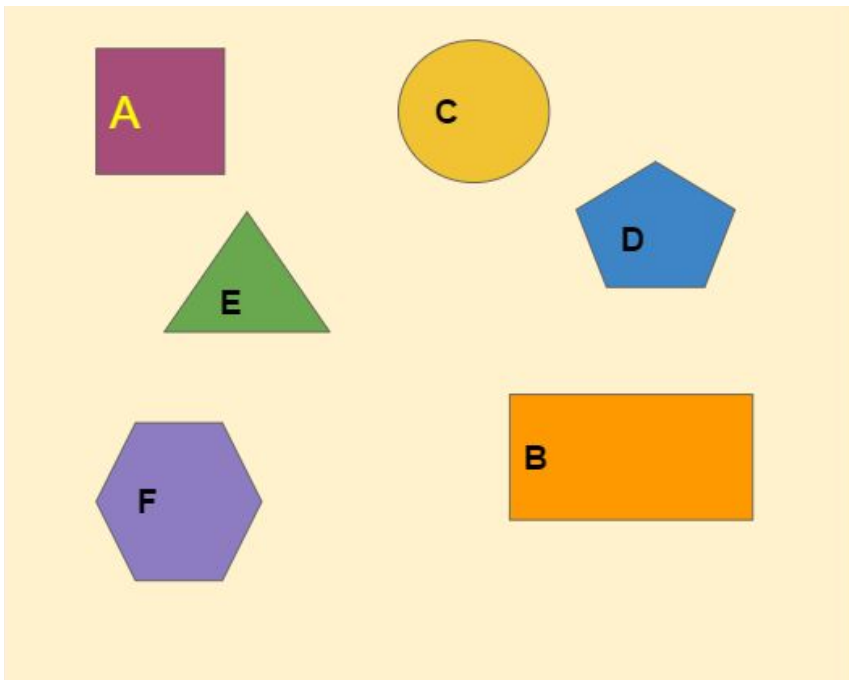
Match the shapes to their correct name.



- 1) Circle =
- 2) Square =
- 3) Oblong =
- 4) Triangle =
- 5) Pentagon =
- 6) hexagon =



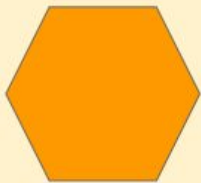


## YEAR 1 HOMEWORK: MATHS

Now let's check your answers!



- 1) Circle = C
- 2) Square = A
- 3) Oblong = B
- 4) Triangle = E
- 5) Pentagon = D
- 6) hexagon = F

## YEAR 1 HOMEWORK: MATHS



### Challenge: 2D shapes

- 1) This shape has 5 corners.
- 2) This shape has 0 corners.
- 3) This shape has 3 corners.
- 4) This shape has 6 corners.


### Reasoning



Is this a 2D shape?  
How do you know?

## YEAR 1 HOMEWORK: MATHS

### Circle



*Circles only have one side.*

*Circles have no corners.*


### Square



*Squares have 4 straight sides and 4 corners.*

*All the sides are the same length.*


### Triangle



*Triangles have 3 sides and 3 corners.*

## YEAR 1 HOMEWORK: MATHS


### Rectangle/Oblong



*Rectangles have 4 sides  
and 4 corners.*

*They have 2 long sides  
and 2 short sides.*


### Pentagon



*A pentagon has 5  
straight  
sides and 5 corners.*

*All the sides are the  
same length in a  
regular pentagon.*

### Hexagon









*A hexagon has 6 sides  
and 6 corners.*

*All the sides are the  
same length in a  
regular hexagon.*

## YEAR 1 HOMEWORK: MATHS

Complete the sheet below.

| Shape   | Name of shape | Number of sides | Number of corners |
|---|---------------|-----------------|-------------------|
|    |               |                 |                   |
|    |               |                 |                   |
|  |               |                 |                   |
|  |               |                 |                   |
|  |               |                 |                   |
|  |               |                 |                   |

Word Bank:

Circle

square

triangle

hexagon

rectangle

pentagon

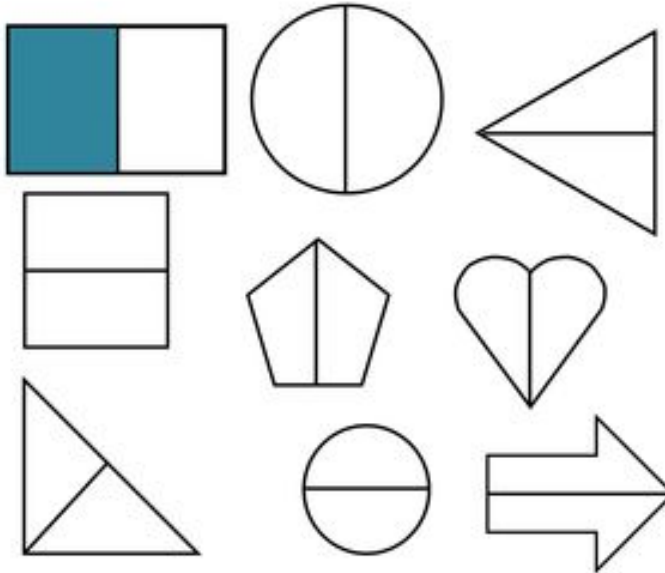
## YEAR 1 HOMEWORK: MATHS

A half is 1 of 2 equal parts.  
A half can be written as  $\frac{1}{2}$ .  
Colour in one half.

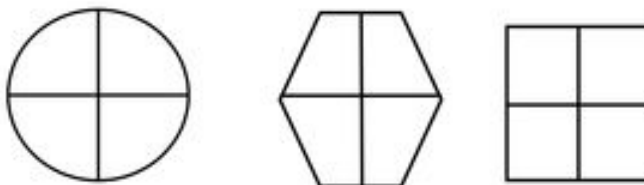
Name: \_\_\_\_\_ Date: \_\_\_\_\_

### Halves of shapes

Can you color in **one half** of the following shapes:  $\frac{1}{2}$

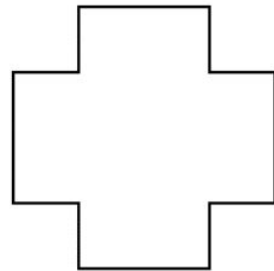
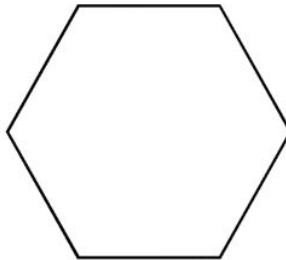
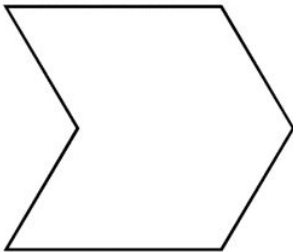
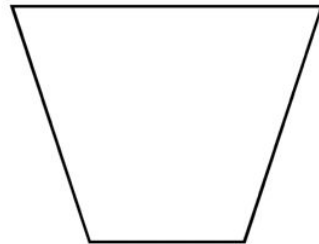
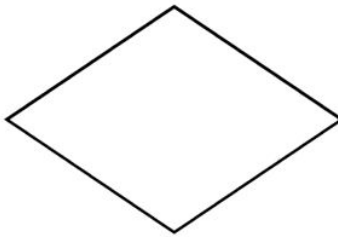


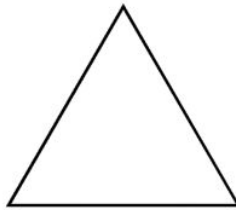



color in  $\frac{1}{2}$  of these shapes:



## YEAR 1 HOMEWORK: MATHS

Draw a line to split the shapes below in half, then shade in one half.




Remember – when you halve a shape, you split it into two **equal** parts.

## YEAR 1 HOMEWORK Pack 10

**Phonics:** These are the phonics digraph your child has learnt so far. Please practise reading words that contain these spellings, as well as writing words containing them too:

|  |   |   |   |   |
|--|---|---|---|---|
| Phase 3<br>Phonics Mat   |    |    |    |    |
|  | ch  | sh  | th  | ng  |
|    |    |    |    |    |
| ai   | ee  | igh   | oa  | oo  |
|   |   |   |   |   |
| ow   | ar  | or  | ur  | oo  |
|  |  |  |  |  |
| oi   | ear   | air   | ure   | er  |

|   |   |   |   |   |
|---|---|---|---|---|
| Phase 5a<br>Phonics Mat   |    |    |    |    |
|   | ay  | ou  | ie  | ea  |
|    |    |    |    |    |
| oy  | ir  | ue  | aw  | wh  |
|   |   |   |   |   |
| ph  | ew  | oe  | au  | ey  |
|  |  |  |  |  |
| a-e   | e-e   | i-e   | o-e   | u-e   |

### L.O.L:










- Read daily.
- Use Spelling Shed to practise spellings
- Complete the reading comprehension tasks.
- Complete the GPS and other phonics tasks
- Write your own story, lists, or fact-files.

### Maths:

- Practice your times tables.
- Practice addition and subtraction sums.
- Practice your position and directions skills.
- Practice creating arrays.
- Use TT Rockstars to practise times tables















## YEAR 1 HOMEWORK: PHONICS

Daily retrieval: Read through the phase 3 sounds and phase 5.

|   |   |   |  |   |
|---|---|---|--|---|
| <u>Phase 3</u><br><u>Phonics Mat</u>  |   |   |   |   |
|   | ch  | sh  | th   | ng  |
|  |  |  |  |  |
| ai  | ee  | igh   | oa   | oo  |
|  |  |  |  |  |
| ow  | ar  | or  | ur   | oo  |
|  |  |  |  |  |
| oi  | ear   | air   | ure  | er  |

## YEAR 1 HOMEWORK: PHONICS

Daily retrieval: Read through the phase 3 sounds and phase 5.

|   |   |   |  |   |
|---|---|---|--|---|
| <u>Phase 5a</u><br><u>Phonics Mat</u>   |    |    |    |    |
|   | ay  | ou  | ie   | ea  |
|  |  |  |  |  |
| oy  | ir  | ue  | aw   | wh  |
|  |  |  |  |  |
| ph  | ew  | oe  | au   | ey  |
|  |  |  |  |  |
| a-e   | e-e   | i-e   | o-e  | u-e   |

## YEAR 1 HOMEWORK: PHONICS

Daily practice of tricky troll words.

what

looked

some

very

some

don't

Mr.

about

their

could



your

people

oh

house

old

Mrs.

by

I'm



## YEAR 1 HOMEWORK: PHONICS

Daily practice of fairy words.

back

it's

went

from

help

just

children

off

day

good



how

away

came

out

saw

made

if

did



## YEAR 1 HOMEWORK: PHONICS

Teach



"au, au, haunted house!"




Practice saying the sound and matching caption action.




"Au, au, haunted house!"

Can you read the words with the sound in it?


Practice

|                |               |   |
|----------------|---------------|---|
| ha <u>u</u> nt | Pa <u>u</u> l | ta <u>u</u> t   |
| haul           | fraud         |  |

Teach


born dawn fraud



## YEAR 1 HOMEWORK: PHONICS

Teach

aw  
—



Sally Symes


"aw, aw, saw you yawn!"

Practice saying the sound and matching caption action.

"Aw, aw, saw you yawn!"

Can you read the words with the sound in it?

Practice

|      |      |   |
|------|------|---|
| draw | claw | crawl   |
| raw  | dawn |  |

Teach



or  
—



aw  
—



au  
—

born

dawn

fraud



## YEAR 1 HOMEWORK: PHONICS


Can you  
rearrange the  
words so they are  
spelt correctly.

Apply


|                   |                   |                    |
|-------------------|-------------------|--------------------|
| 1<br><i>awlcr</i> | 2<br><i>hautn</i> | 3<br><i>chlaun</i> |
| 4<br><i>tautn</i> | 5<br><i>nawl</i>  | 6<br><i>lauP</i>   |
| 7<br><i>wcla</i>  |                   |                    |

## YEAR 1 HOMEWORK: PHONICS

*Teach*



*"oe, oe, hairy toe!"*




Practice saying the sound and matching caption action.

"Oe, oe, hairy toe!"

Can you read the words with the sound in it?

*Practice*

|             |                          |   |
|-------------|--------------------------|---|
| <u>toe</u>  | <u>c</u> ar <u>g</u> oes | po <u>t</u> ato <u>e</u> s  |
| f <u>oe</u> | g <u>oe</u> s            |  |

*Word review*




Can you write the words with the sound in it?

Remember to add your zips and buttons.


## YEAR 1 HOMEWORK: PHONICS





We have also previously learnt “oa, oa, go for goal!” and “o\_e, o\_e, mole down a hole”


Write down each word below each picture, choosing whether it uses the oa or oe spelling.


**Apply**


1. 

2. 

3. 

4. 

5. 

6. 

| oa | oe |
|----|----|
|    |    |
|    |    |
|    |    |
|    |    |
|    |    |

## YEAR 1 HOMEWORK: PHONICS

Teach

*ew*




"ew, ew, stew and a brew!"

Practice saying the sound and matching caption action.

"Ew, ew, stew and a brew!"

Can you read the words with the sound in it?

Practice

|                 |                 |   |
|-----------------|-----------------|---|
| <i>b. l. ew</i> | <i>c. r. ew</i> | <i>d. r. ew</i>   |
| <i>screw</i>    | <i>grew</i>     |  |

Word review



|  |
|--|
|  |
|  |
|  |
|  |
|  |
|  |
|  |



Can you write the words with the sound in it?

Remember to add your zips and buttons.

## YEAR 1 HOMEWORK: PHONICS

Read the following letter, then answer the questions!

Dear Lorna,

I know how much you love our dog, Storm.  
You aren't going to believe what happened to her today!

I was playing with Storm on the lawn, when suddenly she started limping. Soon, she couldn't even walk! We had to take her to the vet, wrapped in a shawl. The vet told us she had a thorn stuck in her paw. Poor Storm!

The vet was very kind and took out the thorn. He gave us some pills for Storm and Mum put them in a drawer to keep them safe.

I think I will draw a picture of Storm to cheer her up.

How is your pet bird? I hope she doesn't get anything stuck in her claws!

Lots of love,

Paul x



## YEAR 1 HOMEWORK: PHONICS

Read the following letter, then answer the questions!

### Questions

1. Spot and sort the 'aw' and 'or' words.

| 'aw' words | 'or' words |
|------------|------------|
|            |            |

2. What did Storm get stuck in her paw?

\_\_\_\_\_

3. What pet does Lorna have?

\_\_\_\_\_

4. Draw a picture of Storm to cheer her up.



## YEAR 1 HOMEWORK: PHONICS

Now check your answers.

### Answers

1. Spot and sort the 'aw' and 'or' words.

| 'aw' words |        | 'or' words |       |
|------------|--------|------------|-------|
| lawn       | shawl  | Lorna      | Storm |
| paw        | drawer | thorn      | poor  |
| draw       | claws  | for        |       |

2. What did Storm get stuck in her paw?

**Storm got a thorn stuck in her paw.**

3. What pet does Lorna have?

**Lorna has a pet bird.**

4. Draw a picture of Storm to cheer her up.

**Pupil's own response.**

## YEAR 1 HOMEWORK: PHONICS

Write the words that match each picture, don't forget to add your zips and sound buttons.



Handwriting practice lines for the student to write the words corresponding to the pictures.

## YEAR 1 HOMEWORK: PHONICS

Read the following leaflet, then answer the questions!

### Harry Kane

Harry Kane is an English footballer. He is famous for being...

- a striker for Tottenham Hotspur.
- captain of the England team.



#### Early Life

Harry was born in London on 28<sup>th</sup> July 1993. Harry was good at football from a young age and joined the club, Ridgeway Rovers, when he was six.



#### Tottenham Hotspur

Harry played for the Tottenham under-18 team and joined the club in July 2010. He is a striker for the team, meaning it is his job to score goals. He wears a number 10 football shirt.

#### England Captain

Harry became captain of the England football team in 2017. He was captain of the team for The World Cup in 2018. Being captain is a big job.

#### Did You Know...?

Harry went to the same school as David Beckham!

## YEAR 1 HOMEWORK: PHONICS

Harry Kane

### Questions

1. Which of these jobs does Harry do? Tick **two**.
  - ☐ striker
  - ☐ goalkeeper
  - ☐ captain
2. What age was Harry when he joined Ridgeway Rovers? Tick **one**.
  - ☐ five
  - ☐ six
  - ☐ ten
3. When did Harry become captain of the England football team? Tick **one**.
  - ☐ 2010
  - ☐ 2017
  - ☐ 2018
4. What does a striker do? Tick **one**.
  - ☐ defend
  - ☐ save goals
  - ☐ score goals
5. Who did Harry go to the same school as? Tick **one**.
  - ☐ David Beckham
  - ☐ Gary Lineker
  - ☐ Dele Alli

## YEAR 1 HOMEWORK: PHONICS

Now let's check your answers!

Harry Kane

### Answers

1. Which of these jobs does Harry do? Tick **two**.
  - ☒ **striker**
  - ☐ goalkeeper
  - ☒ **captain**
2. What age was Harry when he joined Ridgeway Rovers? Tick **one**.
  - ☐ five
  - ☒ **six**
  - ☐ ten
3. When did Harry become captain of the England football team? Tick **one**.
  - ☐ 2010
  - ☒ **2017**
  - ☐ 2018
4. What does a striker do? Tick **one**.
  - ☐ defend
  - ☐ save goals
  - ☒ **score goals**
5. Who did Harry go to the same school as? Tick **one**.
  - ☒ **David Beckham**
  - ☐ Gary Lineker
  - ☐ Dele Alli

## YEAR 1 HOMEWORK: PHONICS

Read the following leaflet, then answer the questions!

### Harry Kane

Harry Kane is a famous English footballer. He is best known as a striker for Tottenham Hotspur and captain of the England football team.

#### Early Life

Harry was born in London on 28<sup>th</sup> July 1993. His mum and dad are called Kim and Patrick and he has one older brother, Charlie. Harry was brilliant at football from a young age and joined the club, Ridgeway Rovers, when he was just six! Harry went to the same school as David Beckham.



#### Tottenham Hotspur

Harry played for the Tottenham under-18 team and was signed to the club in July 2010. As a striker, his job is to play near the other team's goal and try to score goals. He wears a number 10 football shirt. He has scored over 100 goals for the team!



#### England Team

In January 2010, Harry played for the England under-17 team. On 10<sup>th</sup> June 2017, he played as captain of the England team for the first time. He was captain for the The World Cup in 2018 in Russia. He helped his team get to the semi-final, but they sadly lost 2-1 to Croatia.



#### Did You Know...?

Harry is the winner of The Golden Boot, an award given each season to the player who has scored the most goals.

## YEAR 1 HOMEWORK: PHONICS

Read the following leaflet, then answer the questions!

Harry Kane

### Questions

1. Where was Harry born? Tick **one**.

- ☐ Leicester  
☐ London  
☐ Leeds

2. Number these events in Harry's life in the order they happened. The first one has been done for you.

- ☐ Harry joined the Ridgeway Rovers.  
☐ Harry became captain of the England team.  
**1.** Harry was born in London.  
☐ Harry joined Tottenham Hotspur.

3. Draw lines to match these sentences about Harry

Harry was good at football •

• play near the other team's goal and score.

Harry's job is to •

• over 100 goals for his team.

Harry has scored •

• from a young age.

4. Find and copy one word that describes how the author feels about England losing to Croatia.

\_\_\_\_\_


5. Fill in the missing words.

Harry is the winner of The \_\_\_\_\_ award.

## YEAR 1 HOMEWORK: L.O.L.

A sentence is one idea that starts with a capital letter and ends with a full stop.

### The Gruffalo



With an adult discuss the events that happen in The Gruffalo.

If you have the story at home please read this with an adult, alternatively you can watch this on television.

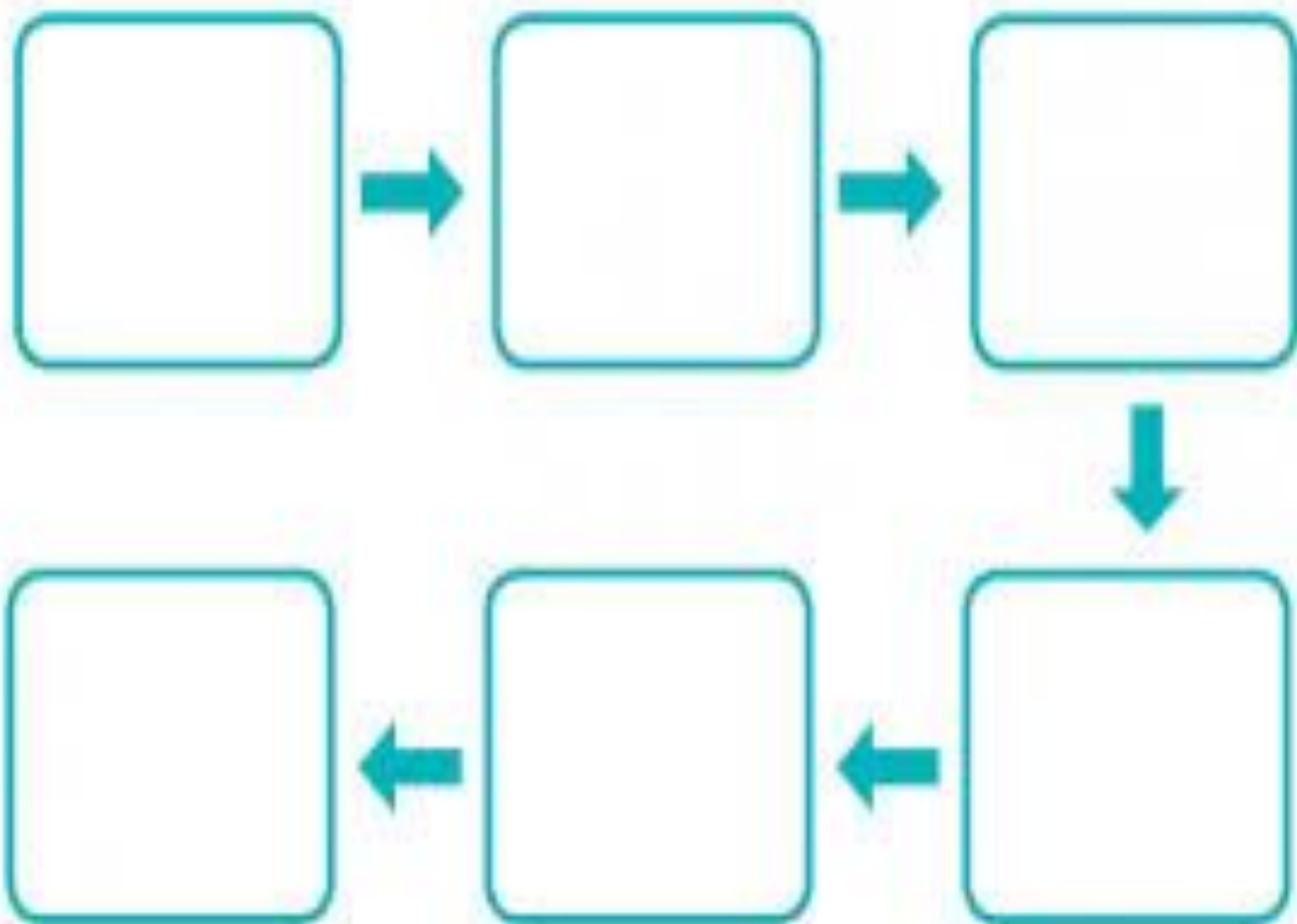
## YEAR 1 HOMEWORK- WRITING



You are going to create your very own story map to retell the story of The Gruffalo using pictures.


## YEAR 1 HOMEWORK- WRITING

### STORY MAP



## YEAR 1 HOMEWORK: L.O.L.

### The Gruffalo



Using the story map you have created write in sentences the story of The Gruffalo. Remember every sentence starts with a capital letter and ends with a full stop.

---

---

---

---

---

---

---

## YEAR 1 HOMEWORK- WRITING

# Describing the Gruffalo



Here are some examples of words that describe the Gruffalo!

## YEAR 1 HOMEWORK: L.O.L.

### The Gruffalo



Make a list of adjectives to describe this character. Think about what he looks like and what he is like as a person.

---

---

---

---

---

---

---

## YEAR 1 HOMEWORK: L.O.L.



Character Description:

Using your adjective list,  
write some sentences to  
describe The Gruffalo.

---

---

---

---

---

---

---

---

## YEAR 1 HOMEWORK: L.O.L.

### The Gruffalo



Choose another character from the story and make a list of adjectives to describe this character. Think about what he looks like and what he is like as a person.

---

---

---

---

---

---

---

## YEAR 1 HOMEWORK: L.O.L.



Character  
Description:

Using your adjective  
list, write some  
sentences to describe  
your chosen  
character.

---

---

---

---

---

---

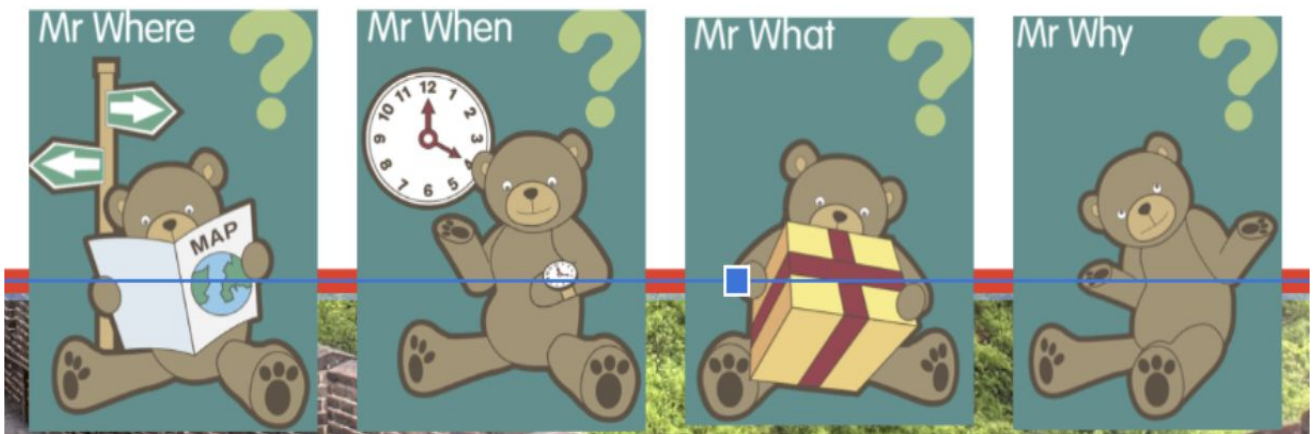
---

---

## YEAR 1 HOMEWORK: L.O.L.

### The Gruffalo

A question requires an answer.  
They could start with where, when, what  
or why.



Examples:

What is your favourite food?

Did the mouse look delicious?

## YEAR 1 HOMEWORK: L.O.L.

### The Gruffalo



Write down some  
questions you would like  
to ask The Gruffalo.

---

---

---

---

---

---

---

## YEAR 1 HOMEWORK: L.O.L.

### The Gruffalo



You are now going to write a letter to the Gruffalo and include your questions

Dear Mr Gruffalo,

I am writing to you to ask you some questions. I would be delighted if you could answer them for me.

What is your most favourite food to eat?

Do you think that the mouse looked delicious to eat for your lunch?

Thank you for reading my questions.

Yours Sincerely,

The Highway Rat

## YEAR 1 HOMEWORK- WRITING



Dear \_\_\_\_\_,

From \_\_\_\_\_

## YEAR 1 END OF YEAR EXPECTATIONS

This page provides information for parents and carers about the end of year expectations for Year One children in our school. These expectations have been identified as being the minimum requirements your child must meet in order to ensure continued progress throughout the following year.

### **Reading**

- Read for pleasure and relate reading to own experiences
- Re-read to correct
- Re-tell with considerable accuracy
- Discuss significance of title and events
- Make simple predictions on basis of what has been read
- Read with pace and expression, i.e. pause at full stops and raise voice for a question
- Know difference between fiction and non-fiction texts
- Learn some simple rhymes and poems by heart
- Read Phase 4 and Phase 5 tricky words
- Be secure at Phase 5 phonics

### **Speaking and Listening**

- Talk clearly and loudly enough to be understood by others
- Listen attentively to others and respond appropriately
- Take turns when speaking without interrupting others

## YEAR 1 END OF YEAR EXPECTATIONS

### Writing

- Write sentences that start with a capital letter and end with a full stop
- Use 'and' to join ideas
- In writing, show evidence of full stops, question marks or exclamation marks
- Use capital letters for names of people, places and days of the week, and the personal pronoun 'I'
- Write clearly sequenced sentences
- Correct formation of capital and lower case - starting and finishing in the right place
- Correct formation of digits
- Spell words using Phase 5 phonemes
- Spell tricky words from Phase 4 and Phase 5
- Spell the days of the week

## YEAR 1 END OF YEAR EXPECTATIONS

### **Maths**

- Count to and across 100, forwards and backwards from any number
- Read and write numbers to 20 in digits and words
- Read and write numbers to 100 in digits
- Say 1 more and 1 less than numbers to 100
- Count in multiples of 1, 2, 5 and 10
- Know bonds to 10 by heart
- Use bonds and subtraction facts to 20
- Add and subtract 1 digit and 2 digit numbers to 20, including zero
- Add any three 1-digit numbers with a total up to 20
- Solve simple multiplication and division with apparatus
- Recognise half and quarter of an object, shape or quantity
- Sequence events in order
- Know months of the year in order
- Use language of day, week, month and year
- Know o'clock and half past using analogue clock
- Recognise and name common 2D shapes, e.g. square, rectangle, circle and triangle
- Recognise and name common 3D shapes, e.g. cube, cuboid, sphere and pyramid
- Describe whole, half, quarter and three quarter turns