













YEAR 1 HOMEWORK

Phonics: These are the phonics digraph your child has learnt so far. Please practise reading words that contain these spellings, as well as writing words containing them too:

Phase 3 Phonics Mat				
	ch	sh	th	ng
				
ai	ee	igh	oa	oo
				
ow	ar	or	ur	oo
				
oi	ear	air	ure	er

Phase 5a Phonics Mat				
	ay	ou	ie	ea
				
oy	ir	ue	aw	wh
				
ph	ew	oe	au	ey
				
a-e	e-e	i-e	o-e	u-e

L.O.L:

- Read daily.
- Use Spelling Shed to practise spellings
- Complete the reading comprehension tasks.
- Complete the GPS and other phonics tasks
- Write your own story, lists, or fact-files.

Maths:

- Practice your times tables.
- Practice addition and subtraction sums.
- Practice your position and directions skills.
- Practice creating arrays.
- Use TT Rockstars to practise times tables

YEAR 1 HOMEWORK



Spelling Shed

All the children have been given accounts for Spelling Shed to access at school and at home (**log-in details are stuck inside the children's reading records**). They will be set their weekly spellings using this platform, which they can practice at home ready for their weekly spelling test. We look forward to seeing how they get on with this exciting, new programme.

<http://play.edshed.com>

Please note, spellings will be available from school if you are unable to access the account.

Assignments

Task

Year 5 & Year 6 UKS2 Full List
Due: 09/03/20 00:00



Details

Weekly spellings - silent letters
0/2 Due: 08/03/20 09:00



Details

Weekly spellings - silent letters

@MrsFS



Word

thumb

lamb

signed

kneel

whistle

bruised

crumbling

solemn

muscles

parliament

Click on **'More Lists'** to see full details of each spellings rule the children have been set. Click on **'Details'** to see the word list.

YEAR 1 HOMEWORK: MATHS

Practice counting in 2s to ensure fluency.

Can you complete the number sequences below?

Can you write down the numbers that come next in the sequence?

2, 4, 6, _____, _____, _____

10, 12, 14, _____, _____, _____

6, 8, 10, _____, _____, _____

4, 6, 8, _____, _____, _____

YEAR 1 HOMEWORK: MATHS

Practice counting in 2s to ensure fluency.

All the numbers have been mixed up. Can you put them into the correct order counting in 2s?

6	12	4	18	20
2	8	14	10	16

YEAR 1 HOMEWORK: MATHS

Clockwise is turning the same way as the hands of a clock.

Hours and Minutes

This is the hour hand.

It is the shortest hand on the clock.

This is the minute hand.

It is longer than the hour hand.

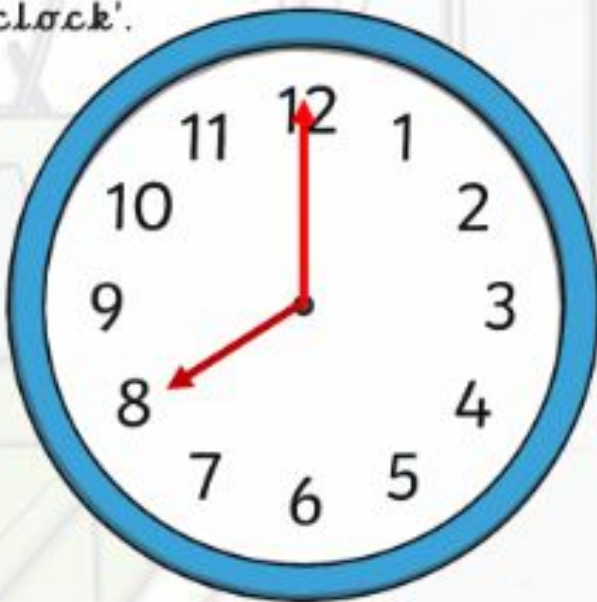


YEAR 1 HOMEWORK: MATHS

Telling the time.

Hours and Minutes

When the minute hand is pointing to 12, it is showing a full hour. We call this time 'o'clock'.




On this clock, the hour hand is pointing at the 8 and the minute hand is pointing to the 12.

This clock is showing that the time is 8 o'clock.

YEAR 1 HOMEWORK: MATHS

Telling the time.

What time is it?




What time is it?



YEAR 1 HOMEWORK: MATHS

Telling the time.
Write the times shown on the
clocks.



YEAR 1 HOMEWORK: MATHS

Telling the time.
Can you spot the mistake Amir has
made?



The time is 3 o'clock.



Can you spot Amir's mistake?

YEAR 1 HOMEWORK: MATHS

Telling the time.

When the big hand is pointing to the six, we call this half past.

Look at this time.
The big hand is pointing at 6, which is halfway around the clock.
Where is the small hand pointing? Is it on the number?
It's half way between 1 and 2.



So we say it is
half past 1.

YEAR 1 HOMEWORK: MATHS

Telling the time.

What time is it?










What time is it?



YEAR 1 HOMEWORK: MATHS

Telling the time.
Write the times shown on the
clocks.



YEAR 1 HOMEWORK: MATHS

Telling the time.
Can you spot the mistake Tommy
has made?



Tommy

The time is 6 past 1

Can you spot Tommy's mistake?

YEAR 1 HOMEWORK: MATHS

Practice counting in 5s to ensure fluency.

Can you complete the number sequences below?

Can you write down the numbers that come next in the sequence?

5, 10, 15, _____, _____, _____

20, 25, 30, _____, _____, _____

30, 35, 40, _____, _____, _____

15, 20, 25, _____, _____, _____

YEAR 1 HOMEWORK: MATHS

Practice counting in 5s to ensure fluency.

All the numbers have been mixed up. Can you put them into the correct order counting in 5s?

15

30

10

45

50

5

20

35

25

40

YEAR 1 HOMEWORK: MATHS

Telling the time.
Can you draw the hands on the clock to show these times?



1 o'clock



10 o'clock



2 o'clock



6 o'clock



half past 4



half past 6



half past 7



half past 8

- 2 It is **7 o'clock** in the morning. Mum, got up **one hour** ago. What time did she get up?




YEAR 1 HOMEWORK: MATHS

Morning is the time between
midnight and midday.
With an adult discuss things that
you do in the morning.

Afternoon is the time between
noon and evening.
With an adult discuss things that
you do in the afternoon.

YEAR 1 HOMEWORK: MATHS

Put the activities below in the correct order, drawing the pictures in the boxes.



YEAR 1 HOMEWORK: MATHS

Arrange the pictures in the correct order of our school day below, drawing the pictures in the boxes.

 <p>Break Time</p>	 <p>Writing</p>	 <p>Home Time</p>	 <p>Maths</p>	 <p>Phonics</p>
 <p>PSHE</p>	 <p>Register</p>	 <p>Snack and Story</p>		

My School Day

YEAR 1 HOMEWORK: MATHS

Answer the questions below.

- 1 Ali brushes his teeth at **8 o'clock**. He eats his breakfast at **7 o'clock**. What does he do **first**?

- 2 Olivia bakes cakes at **2 o'clock** and biscuits at **3 o'clock**. What does she bake **first**?

YEAR 1 HOMEWORK: MATHS

Practice counting in 10s to ensure fluency.

Can you complete the number sequences below?


10, 20, 30, _____, _____, _____

40, 50, 60, _____, _____, _____

50, 60, 70, _____, _____, _____

YEAR 1 HOMEWORK: MATHS

1 year has 12 months.
Discuss with an adult what happens
in each month of the year.

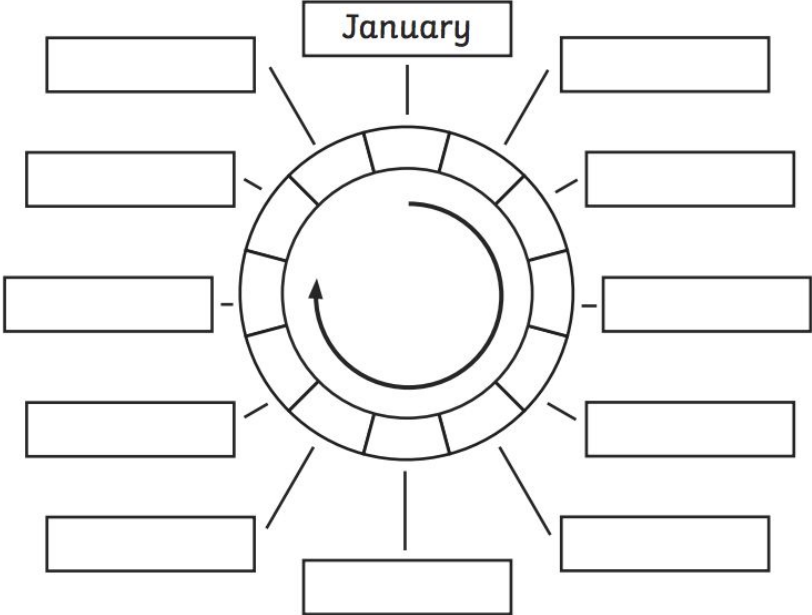


YEAR 1 HOMEWORK: MATHS

Write the months of the year in the correct order below.

Months of the Year Cycle

Cut out the months of the year and put them in the correct order in the boxes below. The first month has been filled in.



twinkl twinkl.co.uk twinkl Quality Standard Approved

September	May	July
March	December	October
June	August	February
November	April	

YEAR 1 HOMEWORK: MATHS

Answer the questions below.

1 Ali thinks that **October** comes before **September**. Is he correct?








Yes / No

3 Jing went to live in France for **half a year**. How many **months** was this?

YEAR 1 HOMEWORK Pack 10

Phonics: These are the phonics digraph your child has learnt so far. Please practise reading words that contain these spellings, as well as writing words containing them too:

Phase 3 Phonics Mat				
	ch	sh	th	ng
				
ai	ee	igh	oa	oo
				
ow	ar	or	ur	oo
				
oi	ear	air	ure	er

Phase 5a Phonics Mat				
	ay	ou	ie	ea
				
oy	ir	ue	aw	wh
				
ph	ew	oe	au	ey
				
a-e	e-e	i-e	o-e	u-e

L.O.L:




- Read daily.
- Use Spelling Shed to practise spellings
- Complete the reading comprehension tasks.
- Complete the GPS and other phonics tasks
- Write your own story, lists, or fact-files.

Maths:

- Practice your times tables.
- Practice addition and subtraction sums.
- Practice your position and directions skills.
- Practice creating arrays.
- Use TT Rockstars to practise times tables




















YEAR 1 HOMEWORK: PHONICS

Daily retrieval: Read through the phase 3 sounds and phase 5.

<p><u>Phase 3</u> <u>Phonics Mat</u></p>				
	<p>ch</p>	<p>sh</p>	<p>th</p>	<p>ng</p>
				
<p>ai</p>	<p>ee</p>	<p>igh</p>	<p>oa</p>	<p>oo</p>
				
<p>ow</p>	<p>ar</p>	<p>or</p>	<p>ur</p>	<p>oo</p>
				
<p>oi</p>	<p>ear</p>	<p>air</p>	<p>ure</p>	<p>er</p>

YEAR 1 HOMEWORK: PHONICS

Daily retrieval: Read through the phase 3 sounds and phase 5.

Phase 5a Phonics Mat				
	ay	ou	ie	ea
				
oy	ir	ue	aw	wh
				
ph	ew	oe	au	ey
				
a-e	e-e	i-e	o-e	u-e

YEAR 1 HOMEWORK: PHONICS

Daily practice of tricky troll words.

what

looked

some

very

some

don't

Mr.

about

their

could



your

people

oh

house

old

Mrs.

by

I'm



YEAR 1 HOMEWORK: PHONICS

Daily practice of fairy words.

back

it's

went

from

help

just

children

off

day

good



how

away

came

out

saw

made

if

did



YEAR 1 HOMEWORK: PHONICS

Teach



ay

Simon Rickerty
"Laugh-out-loud funny"
Mammy about MONKEY WIFE

GRAYON


"ay, ay, play all day!"

Practice saying the sound and matching caption action.


"Ay, ay play all day!"

Can you read the words with the sound in it?


Practice

<i>away</i>	<i>pray</i>	<i>holiday</i>
<i>display</i>	<i>portray</i>	


Practice



1



2



Can you write the words with the sound in it?

Remember to add your zips and buttons.

YEAR 1 HOMEWORK: PHONICS

Teach



ay

Simon Rickerty
"Laugh-out-loud funny!"
Mamma about MONKEY WIT

CRAYON

"ay, ay, play all day!"

Practice saying the sound and matching caption action.

"Ay, ay play all day!"

Can you rearrange the words so they are spelt correctly.

Apply

1	сноауr	2	srpya	3	lpay
4	дохиауl	5	уава	6	rayt
7	lyac	8	nMadou	9	sipdyal

YEAR 1 HOMEWORK: PHONICS

Teach

oy




"oy, oy, joy of a toy!"

Practice saying the sound and matching caption action.

"Oy, oy joy with a toy!"

Can you read the words with the sound in it?

Practice

loyal	enjoy	toy
royal	boy	

Practice



Blank writing lines for practicing the words.

1



2

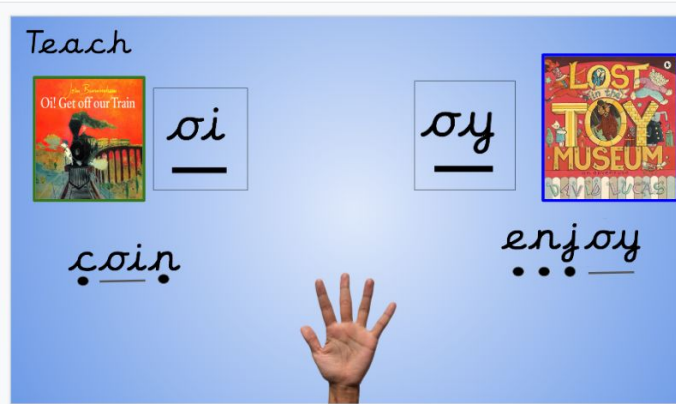


Can you write the words with the sound in it?

Remember to add your zips and buttons.

YEAR 1 HOMEWORK: PHONICS

Teach



We have also previously learnt “oi, oi get off our train!”

Write down each word below each picture, choosing whether it uses the oi or oy spelling.

Apply

1.



2.



3.



4.



5.



6.



7.






8.



YEAR 1 HOMEWORK: PHONICS

Teach

ey





“ey, ey, Monkey Do!”

Practice saying the sound and matching caption action.

“Ey, ey, Monkey do!”

Can you read the words with the sound in it?

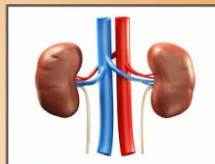
Practice

Practice



1



2



Can you write the words with the sound in it?

Remember to add your zips and buttons.

YEAR 1 HOMEWORK: PHONICS

Write the words that match each picture, don't forget to add your zips and sound buttons.

Apply

Blank writing area with horizontal lines for student responses.

YEAR 1 HOMEWORK: PHONICS

'oy' Spelling Activity

1. Trace over 'oy'.

oy oy oy oy oy
oy oy oy oy oy

2. Just add 'oy'.

t__s	b__
enj__	__ster
v__age	r__al
ann__	l__al

3. Write the correct 'oy' words under the pictures.





YEAR 1 HOMEWORK: PHONICS

'ey' Spelling Activity

1. Trace over 'ey'.

ey ey ey ey ey
ey ey ey ey ey

2. Just add 'ey'.

k___	mon___
turk___	hon___
monk___	donk___
vall___	troll___

3. Write the correct 'ey' words under the pictures.






YEAR 1 HOMEWORK: PHONICS

Read the following leaflet, then answer the questions!

Birds in Your Garden

There are many different types of bird that you might see in your garden. Here are a few of them:




Robin

Robins are very easy to spot in your garden. They have a red breast and a brown head and back. They have long legs and a short tail. They live in one area to stop other robins living there. They eat insects, fruit, seeds and worms.

Jackdaw

The jackdaw is a noisy bird. They are quite large and have a grey neck, a short beak and white eyes. They eat insects, dead animals and other birds' eggs. They live in woods, parks and gardens. Jackdaws steal things; not just food but objects too!



Blue tit

The blue tit is a very small bird with bright yellow and blue feathers. They eat insects, seeds and nuts. They eat from bird tables and live in garden nesting boxes.



YEAR 1 HOMEWORK: PHONICS

Birds in Your Garden


Blackbird

Blackbirds are very common garden birds but they also live in farmland and woodland. Blackbirds live on their own. The male is black with an orange beak, and he has an orange ring around his eye. The female is dark brown with a brown beak. They nest in trees and like to sing.



Heron

Hérons live near ponds. This is because they eat fish and sometimes steal the fish from people's ponds! They are quite large with a long thin beak. They also have thin legs and necks. They build nests in trees. When they fly, they stretch their legs out behind them.



YEAR 1 HOMEWORK: PHONICS

Questions

1. What colour is a robin's breast? Tick **one**
 - brown
 - red
 - black
2. Where do blue tits live? Tick **one**.
 - garden nesting boxes
 - next to ponds
 - woods
3. Which two things are true about jackdaws? Tick **two**.
 - They like to steal things.
 - They are very noisy.
 - They are very small.
4. Why do herons live near ponds? Tick **one**.
 - They like to swim.
 - They eat fish.
 - They like to look at ponds.
5. What does a female blackbird look like? Tick **one**.
 - black with an orange beak
 - dark brown with an orange beak
 - dark brown with a brown beak

YEAR 1 HOMEWORK: PHONICS

Write 2 adjectives from the text that describe a jackdaw.

Put ticks in the table to show which sentences are true and which sentences are false.

Sentence	True	False
A male blackbird has a brown beak.		
Heron have long thin legs.		
Blackbirds usually live on their own.		
When herons fly, they stretch their legs out in front of them.		

YEAR 1 HOMEWORK: PHONICS

Now let's check your answers!

Answers

1. What colour is a robin's breast? Tick **one**
 - brown
 - red**
 - black
2. Where do blue tits live? Tick **one**.
 - garden nesting boxes**
 - next to ponds
 - woods
3. Which two things are true about jackdaws? Tick **two**.
 - They like to steal things.**
 - They are very noisy.**
 - They are very small.
4. Why do herons live near ponds? Tick **one**.
 - They like to swim.
 - They eat fish.**
 - They like to look at ponds.
5. What does a female blackbird look like? Tick **one**.
 - black with an orange beak
 - dark brown with an orange beak
 - dark brown with a brown beak**

YEAR 1 HOMEWORK: PHONICS

Now let's check your answers!

Write 2 adjectives from the text that describe a jackdaw.

Accept any two of the following: noisy, large, grey, stubby, or white


Put ticks in the table to show which sentences are true and which sentences are false.

Sentence	True	False
A male blackbird has a brown beak.		✓
Hérons have long thin legs.	✓	
Blackbirds usually live on their own.	✓	
When herons fly, they stretch their legs out in front of them.		✓

YEAR 1 HOMEWORK: L.O.L.

A sentence is one idea that starts with a capital letter and ends with a full stop.

Cinderella



With an adult discuss the events that happen in Cinderella.

If you have the story at home please read this with an adult.



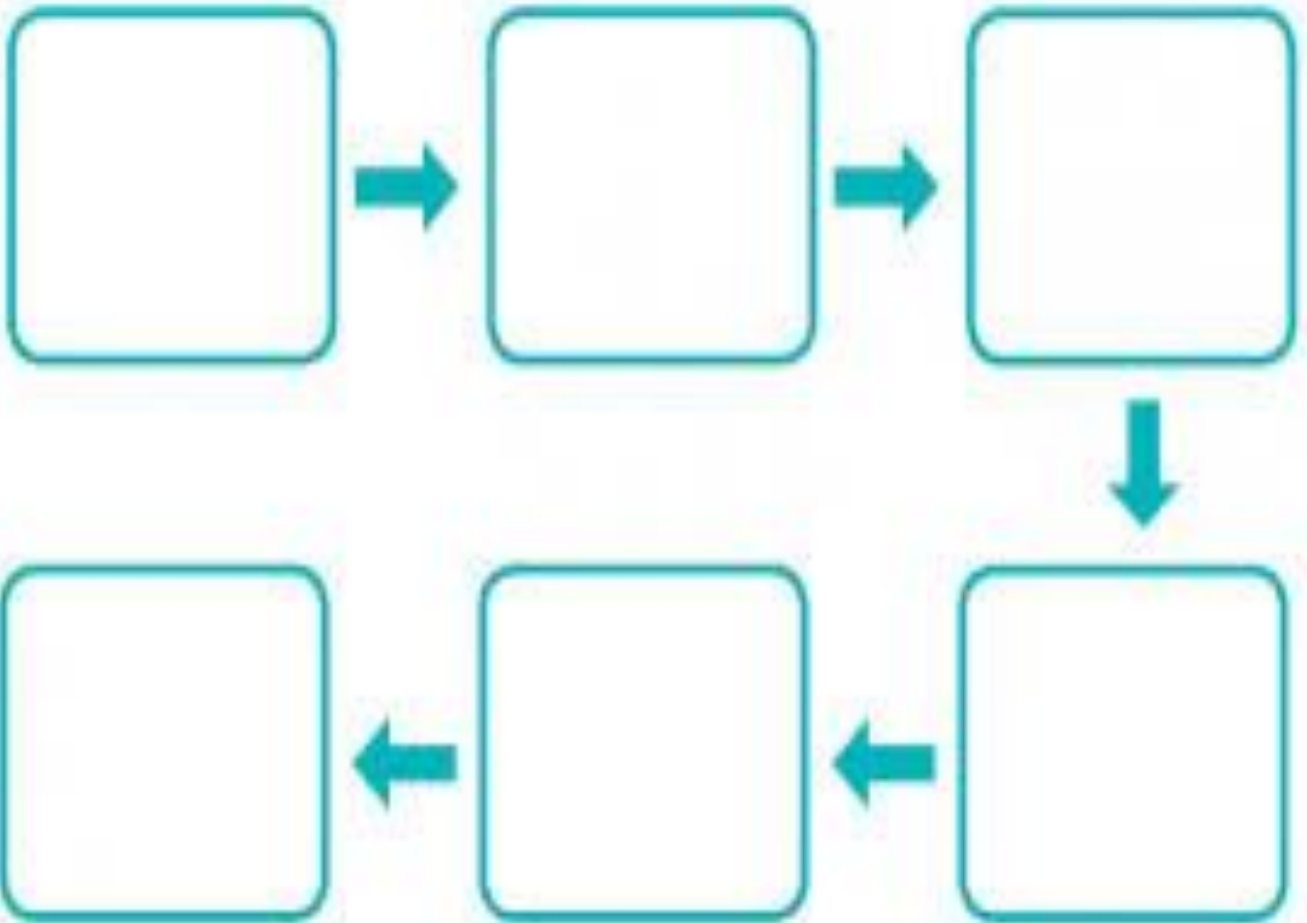
YEAR 1 HOMEWORK- WRITING



You are going to create your very own story map to retell the story of Cinderella using pictures.

YEAR 1 HOMEWORK- WRITING

STORY MAP



YEAR 1 HOMEWORK: L.O.L.

Cinderella



Using the story map you have created write in sentences the story of Cinderella. Remember every sentence starts with a capital letter and ends with a full stop.


YEAR 1 HOMEWORK: L.O.L.

Cinderella



Make a list of adjectives to describe this character. Think about what she looks like and what she is like as a person.

YEAR 1 HOMEWORK: L.O.L.

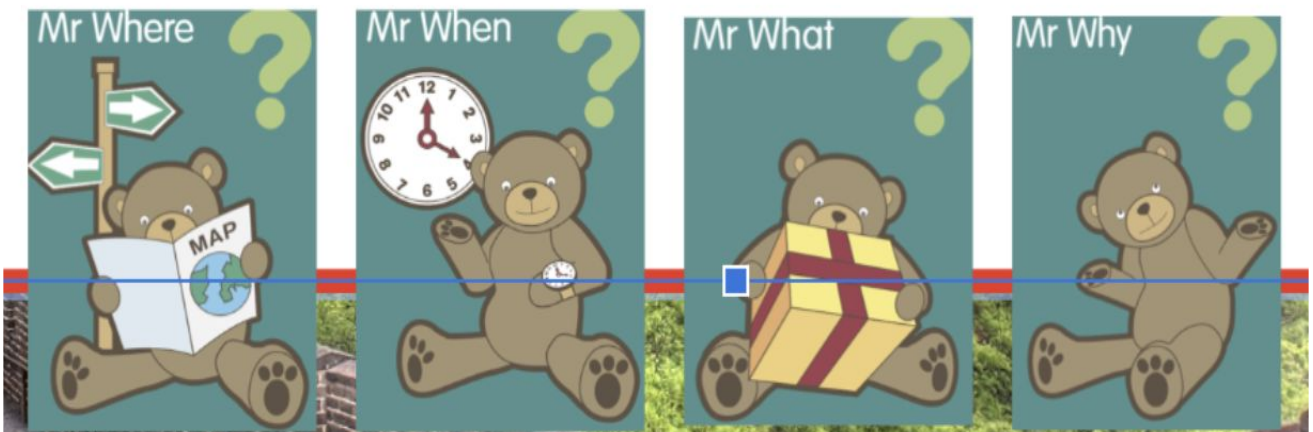


Using your adjective list,
write some sentences to
describe Cinderella.

YEAR 1 HOMEWORK: L.O.L.

Cinderella

A question requires an answer.
They could start with where, when, what
or why.



Examples:

What would you wear to a wedding?

Where did you get married?

YEAR 1 HOMEWORK: L.O.L.

Cinderella



Write down some questions you would like to ask Cinderella.

YEAR 1 HOMEWORK: L.O.L.

A temporal adverbial starts at the beginning of a sentence to show the passing of time and the sequence of events.

You are going to write a diary for Cinderella.

Teach

A diary must

be written in the past tense

use the words 'I', 'my', 'we' and 'our';

write as if I was there;

write about the most important events in order;

describe feelings;

use time linking words, e.g. 'next', 'first' and 'then';

talk about where events happened.

YEAR 1 HOMEWORK: L.O.L.

With an adult read the example of a diary entry for Cinderella.

Model

Early in the morning, I woke up to the chirping of birds singing sweetly outside my window.

I sat up in bed feeling excited yet nervous of the events ahead!

Then, once my nerves had settled I sprung out of the large wooden bed and ate a delicious and satisfying breakfast!

YEAR 1 HOMEWORK: L.O.L.


Cinderella



Write your diary entry for Cinderella. Remember to include adjectives, verbs, feelings and paragraphs.

YEAR 1 HOMEWORK: L.O.L.

Cinderella



With an adult discuss alternative endings for Cinderella.
Write down your favourite different ending.

YEAR 1 END OF YEAR EXPECTATIONS

This page provides information for parents and carers about the end of year expectations for Year One children in our school. These expectations have been identified as being the minimum requirements your child must meet in order to ensure continued progress throughout the following year.

Reading

- Read for pleasure and relate reading to own experiences
- Re-read to correct
- Re-tell with considerable accuracy
- Discuss significance of title and events
- Make simple predictions on basis of what has been read
- Read with pace and expression, i.e. pause at full stops and raise voice for a question
- Know difference between fiction and non-fiction texts
- Learn some simple rhymes and poems by heart
- Read Phase 4 and Phase 5 tricky words
- Be secure at Phase 5 phonics

Speaking and Listening

- Talk clearly and loudly enough to be understood by others
- Listen attentively to others and respond appropriately
- Take turns when speaking without interrupting others

YEAR 1 END OF YEAR EXPECTATIONS

Writing

- Write sentences that start with a capital letter and end with a full stop
- Use 'and' to join ideas
- In writing, show evidence of full stops, question marks or exclamation marks
- Use capital letters for names of people, places and days of the week, and the personal pronoun 'I'
- Write clearly sequenced sentences
- Correct formation of capital and lower case - starting and finishing in the right place
- Correct formation of digits
- Spell words using Phase 5 phonemes
- Spell tricky words from Phase 4 and Phase 5
- Spell the days of the week

YEAR 1 END OF YEAR EXPECTATIONS

Maths

- Count to and across 100, forwards and backwards from any number
- Read and write numbers to 20 in digits and words
- Read and write numbers to 100 in digits
- Say 1 more and 1 less than numbers to 100
- Count in multiples of 1, 2, 5 and 10
- Know bonds to 10 by heart
- Use bonds and subtraction facts to 20
- Add and subtract 1 digit and 2 digit numbers to 20, including zero
- Add any three 1-digit numbers with a total up to 20
- Solve simple multiplication and division with apparatus
- Recognise half and quarter of an object, shape or quantity
- Sequence events in order
- Know months of the year in order
- Use language of day, week, month and year
- Know o'clock and half past using analogue clock
- Recognise and name common 2D shapes, e.g. square, rectangle, circle and triangle
- Recognise and name common 3D shapes, e.g. cube, cuboid, sphere and pyramid
- Describe whole, half, quarter and three quarter turns