

RECEPTION HOMEWORK Pack 11

Phonics: These are the phonics sounds your child has learnt so far. Please practise reading words that contain these spellings, as well as writing words containing them too:

a	b	c	d	e	f/ff	g
h	i	j	k	ck	l/ll	m
n	o	p	qu	r	s	ss
t	u	v	w	x	y	z/zz

Phase 3 Phonics Mat				
	ch	sh	th	ng
ai	ee	igh	oa	oo
ow	ar	or	ur	oo
oi	ear	air	ure	er

Reading/Writing:

- ❖ Read daily
- ❖ Use Spelling Shed to practise spellings
- ❖ complete reading tasks
- ❖ Complete the GPS and other phonics tasks
- ❖ Complete spellings
- ❖ Write an

Maths:

- ❖ Money
- ❖ Length
- ❖ Size
- ❖ Weight

RECEPTION HOMEWORK

We expect all pupils to read daily, as well as use TT Rockstars and Spelling Shed. I have listed some useful websites you can access at home and some ideas for activities to support your child's learning if you have completed all the tasks. You can refer to Geraldine the Giraffe on youtube as a reference linked to the new sounds the children will be learning. You can have a look at other sounds too.

Enjoy reading lots of stories, poems and nonfiction texts together, as well as singing songs and rhymes. Support your child in sounding out unknown words and blending the sounds accurately to read.

Encourage them to recognise repeated words on sight and the common high frequency words for their phase (Tricky Troll and Fairy Words).



Useful Websites:

www.phonicsplay.co.uk

www.ictgames.com/literacy.html

www.topmarks.co.uk/english-games/5-7-years/letters-and-sounds

www.oxfordowl.co.uk



RECEPTION HOMEWORK



Spelling Shed

All the children have been given accounts for Spelling Shed to access at school and at home (**log-in details are stuck inside the children's reading records**). They will be set their weekly spellings using this platform, which they can practice at home ready for their weekly spelling test. We look forward to seeing how they get on with this exciting, new programme.

<http://play.edshed.com>

Please note, spellings will be available from school if you are unable to access the account.

Assignments

Task

Year 5 & Year 6 UKS2 Full List
Due: 09/03/20 00:00



Details

Weekly spellings - silent letters
0/2 Due: 08/03/20 09:00



Details

Weekly spellings - silent letters

@MrsFS
★ ★ ★ ★ ★

Word

thumb

lamb

signed

kneel

whistle

bruised

crumbling

solemn

muscles

parliament

Click on **'More Lists'** to see full details of each spellings rule the children have been set. Click on **'Details'** to see the word list.

RECEPTION HOMEWORK- PHONICS

Sound Review:

What phonemes do these graphemes make?
Show you teacher their matching caption action.

a	o	g	i	s	k	m
p	d	c	t	n	u	ff

e	r	h	f	b	y	l
ll	z	w	j	x	zz	

RECEPTION HOMEWORK- PHONICS

Sound Review:

What phonemes do these graphemes make?
Show you teacher their matching caption action.

ch

—

oa

—

ai

—

th

—

ee

—

sh

—

or

—

qu

—

 oo

—

er

—

ur

—

 ow

—

Sound Review:

What phonemes do these graphemes make?
Show you teacher their matching caption action.

oi

—

ar

—

ng

—

 oo

—

igh

—

ck

—

RECEPTION HOMEWORK- PHONICS

Fairy Words: Phase 2.

as

will

get

dad

had

mum

not

this

him

will

that



Retrieval

Fairy words we can sound out, spot the digraphs.

1. that
2. th-a-t=that

Fairy Words: Phase 2.

up

and

can

big

in

on

an

not

is

at

if



Fairy Words: Phase 2.

them

with

then

now

RECEPTION HOMEWORK- PHONICS

Retrieval

Tricky Troll Words:

you

all

are



her

said

like

have

come

he

they

my

Tricky Troll Words:

to

be

I



no

go

me

was

the

we

love

into

Trick word
chants-Remember use
letter names

1. I say "the word
were is spelt
w-e-r-e"
2. We say "the
word as is spelt
a-s"
3. You say -: They
say "The word
as is spelt a-s"

Tricky Troll Words:

do

so

some



there

were

RECEPTION HOMEWORK- PHONICS

Teach




Racing Car
is Roaring

Martha Lightfoot

"n, n, nroorn, nroorn"

Practise saying the sound, then writing it down in neat, cursive handwriting.

Practice



"Lead up, zig zag, lead on."



RECEPTION HOMEWORK- PHONICS

Teach

sh

—



"sh, sh, we have a plan!"

Practise saying the sound, then writing it down in neat, cursive handwriting.

Teach

sh

—

A zip line goes underneath a digraph to show that the letters make one sound.

The pirate is holding the letters 's' and 'h'. /sh/ is called a digraph because the letters make one sound together.

When they are next to each other in a word they make the phoneme /sh/:

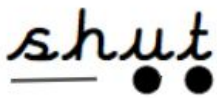
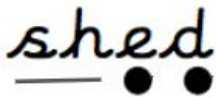
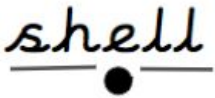
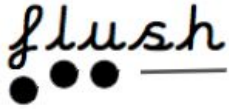
sh	i	p
—	•	•



RECEPTION HOMEWORK- PHONICS

Practice

We are now going to practise reading these words with our new sound in. Your teacher will model sounding out and blending the first word using their phoneme fingers. You will then read the other words together as a class.




How many sounds are in each word?

RECEPTION HOMEWORK- PHONICS

Read through The Ship and the Shark, then underline the sh digraph.

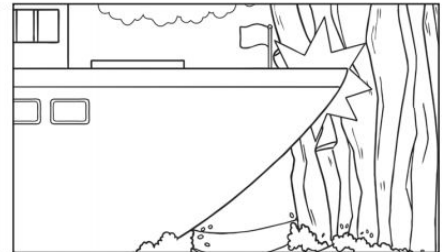
The Ship and the Shark



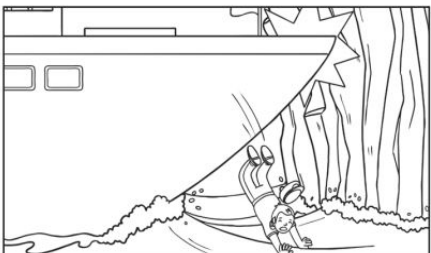
A ship was at sail. It had been a long trip.



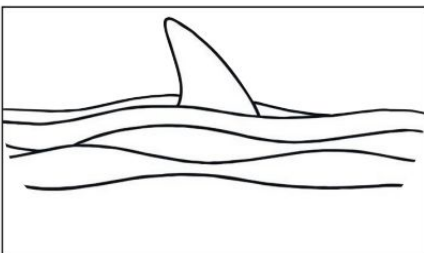
Captain Shep was looking for fish, for the fish and chip shop. He was cross. No fish had been seen!



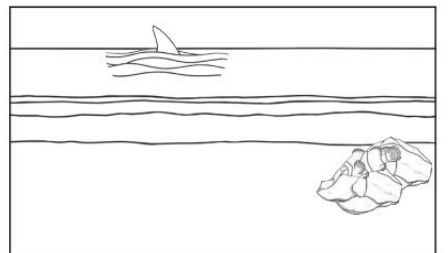
On a dark night, the ship crashed into a cliff. The captain fell in!



Near the ship, a shark was swimming. The shark's fin went to Shep.



He was yelling for help. The shark put the captain on his back and took him back to the ship.




As a thank you, Captain Shep put a fish on a rock for the shark.

RECEPTION HOMEWORK- PHONICS

Teach

th




"th, th, think: this way, that way!"

Practise
saying the
sound, then
writing it
down in
neat,
cursive
handwriting.

Teach

th



A zip line goes
underneath a
digraph to show
that the letters
make one sound.

The pirate is holding the letters 't' and 'h'. /th/ is called a digraph because the letters make one sound together.

When they are next to each other in a word they make the phoneme /th/:



RECEPTION HOMEWORK- PHONICS

Practice

We are now going to practise reading these words with our new sound in. Your teacher will model sounding out and blending the first word using their phoneme fingers. You will then read the other words together as a class.

<i>with</i> ● ● <u> </u>	<i>them</i> <u> </u> ● ●
<i>then</i> <u> </u> ● ●	<i>this</i> <u> </u> ● ●



How many sounds are in each word?

RECEPTION HOMEWORK- PHONICS

Teach

ai



"ai, ai, Snail Trail!"

Practise saying the sound, then writing it down in neat, cursive handwriting.

Practice

fail

paint

saint

tail

trail

snail

Don't forget to be a digraph detective first!
How many sounds are in each word?

"Zinc sounds cement S. blend!"



RECEPTION HOMEWORK- PHONICS

Phase 3 Worksheet - Circle That Word!
Circle the word that matches the picture!



jath lath
path bath


3

three tree
shee flee

RECEPTION HOMEWORK- PHONICS

Teach

ch
—



"ch, ch, chick, chick chicken!"

Practise
saying the
sound, then
writing it
down in
neat,
cursive
handwriting.

Practice

chin

chat

chill

bunch

Don't forget to be a digraph detective first!
How many sounds are in each word?


"Zins, sounds, segment & blend!"



RECEPTION HOMEWORK- PHONICS

Teach

ee
—



"ee, ee, what shall I see?"

Practise saying the sound, then writing it down in neat, cursive handwriting.

Practice

feel

seed

been

sweep

steel

creep





Don't forget to be a digraph detective first!
How many sounds are in each word?

"Zips, sounds, segment & blend!"



RECEPTION HOMEWORK- PHONICS

Can you match the words to the pictures?
Write the answers in the boxes below.



shell

chicken

chin

chip


fish

ship

RECEPTION HOMEWORK- PHONICS

Teach

oo
—



"oo, oo, zoom to the moon!"

Practise saying the sound, then writing it down in neat, cursive handwriting.

Practice

spoon

bloom

zoom

broom

Don't forget to be a digraph detective first!
How many sounds are in each word?

"Zips, sounds, segment & blend!"




RECEPTION HOMEWORK- PHONICS

Teach

oa

—



"oa, oa, go for goal!"

Practise
saying the
sound, then
writing it
down in
neat,
cursive
handwriting.

Practice

toad

coat

load

road

boat

roast

Don't forget to be a digraph detective first!
How many sounds are in each word?


"Zips, sounds, segment & blend!"



RECEPTION HOMEWORK- PHONICS

Phase 3 oa Sound Colouring Scene

Colour the pictures and say the words.



RECEPTION HOMEWORK- SPELLING

Teach

LOOK / COVER / WRITE / CHECK



went went went went

- Cover the word with your hand
- Write the word again on the line (no peeking!)
- Then, check you spelt the word correctly. Repeat x 3

Introduce each word 1 at a time. When the word is on the board say the following for the chants:

1. "I say the word as is spelt a-r-e"
2. "We say the word as is spelt a-r-e"
3. You say (choose 1 child) : They say "The word as is spelt a-r-e"

Then, remove the word and children write the word 3 times. Repeat for each word shown in yellow below.

Your turn:

they

all

you

Adult to chant spelling word from today's words focusing on one at a time and children to write them, Then, independently the children need to look/cover/write/check x 3 on the same line. After each word, adult to show children the correct spelling of the word and they can mark their work.

RECEPTION HOMEWORK: WRITING

Write adjectives to describe the butterfly.



RECEPTION HOMEWORK: WRITING

Look at the picture of the summer tree.

You are going to be describing what it looks like. Write down how you would describe it.

Think about:

- The colours
- The textures
- The sounds



RECEPTION HOMEWORK- WRITING


Tree Descriptions

Draw a tree in the Summer and write sentences describing:

- The colours
- The textures
- The sounds

Check:

- Does each sentence make sense?
- Does each sentence have full stops and capital letters?
- Have you included some interesting adjectives?



RECEPTION HOMEWORK- WRITING

Noun phrase - A noun phrase is a noun and an adjective.




This is the Gingerbread Man, talk about the noun phrases you could use to describe him with an adult. Think about how he looks and what type of person he is. Below is some examples.

Noun phrase examples:

Red cheeks

Cheeky grin




Black buttons

Crunchy body

RECEPTION HOMEWORK- WRITING

Character Descriptions



Draw your own picture of the Gingerbread Man and write at least four noun phrases to describe him.

RECEPTION HOMEWORK- WRITING

We can extend the noun phrases to make sentences:

Black buttons



He has black buttons.

Red cheeks



He has red cheeks.

Crunchy body



He has small eyes.

Cheeky grin



He has a cheeky grin.




RECEPTION HOMEWORK- WRITING

Character Descriptions



You are now going to extend your noun phrases that you have written into sentences.

RECEPTION HOMEWORK- WRITING

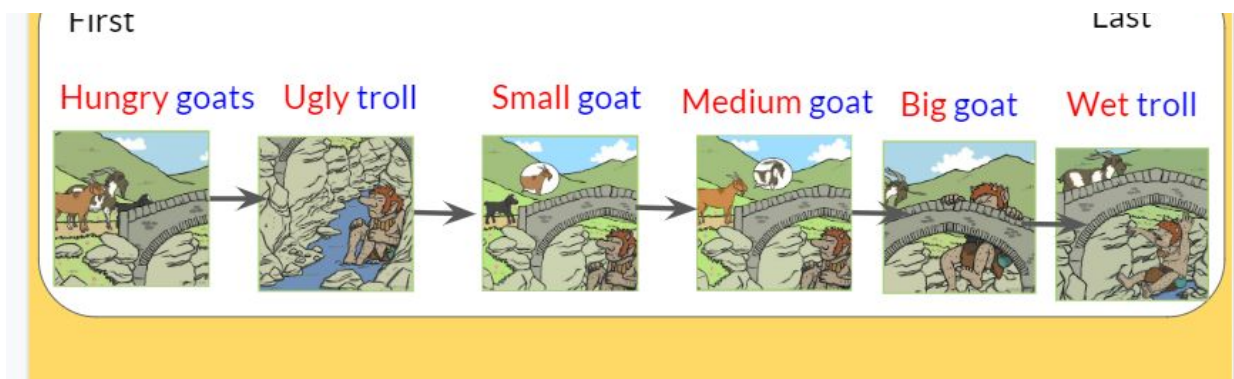


Read with an adult or listen to The Three Billy Goats Gruff story.

Think about what happens in the story and the order that the goats cross the bridge.

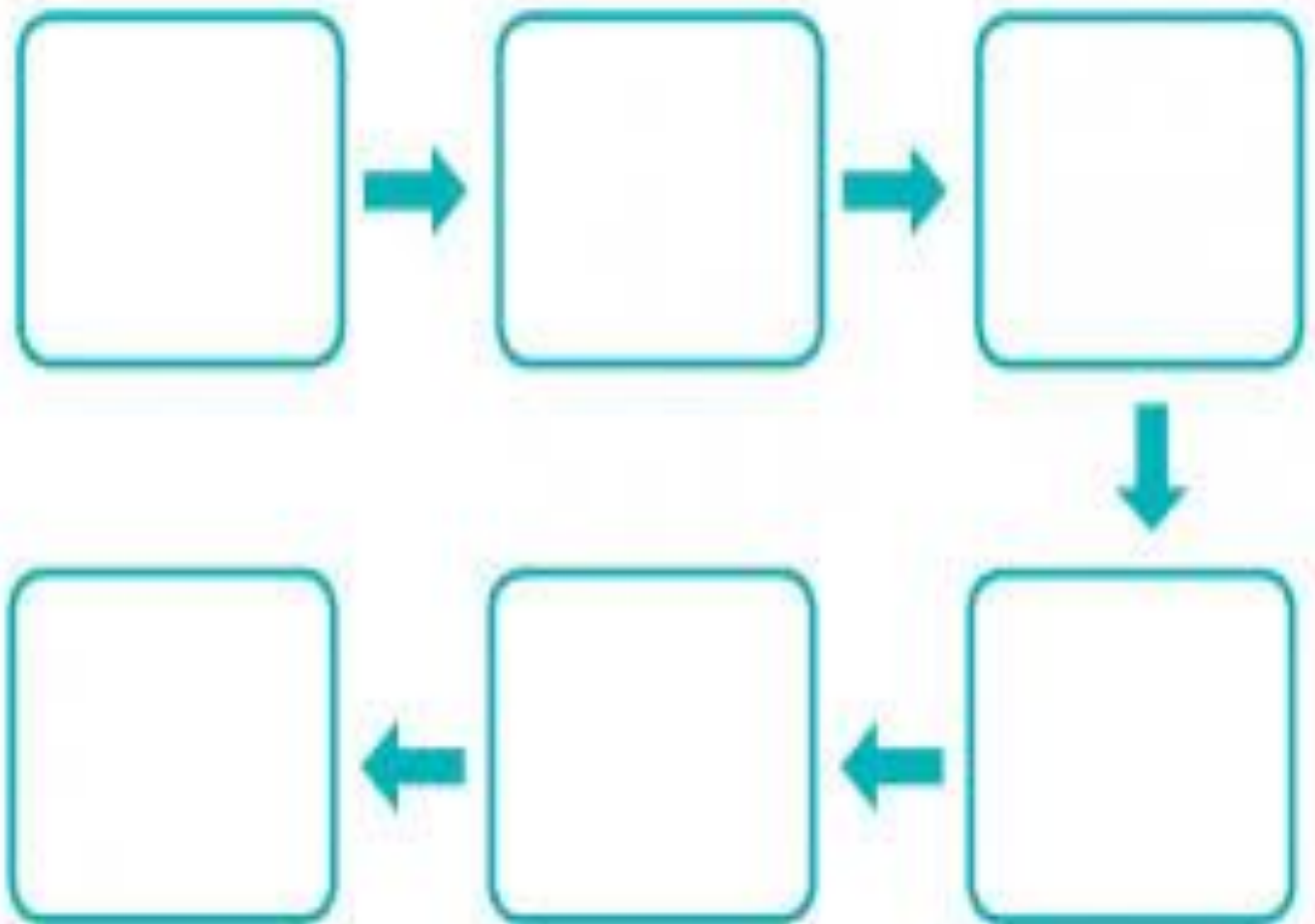
You are going to create your very own story map to retell the story of the Three Billy Goats Gruff using pictures, you can add noun phrases to each part of the story.

But first, we need to remember the order of the story.




RECEPTION HOMEWORK- WRITING

STORY MAP



RECEPTION HOMEWORK- WRITING



Extension: Can you add noun phrases to your story maps?

Now we can add noun phrases to each part our story map.

For example:

First

Last

Hungry goats

Ugly troll

Small goat

Medium goat

Big goat

Wet troll



RECEPTION HOMEWORK- WRITING

Listen to an adult read important information on how to look after a pet rabbit.

Rabbit

Many rabbits like to be stroked and some will let you pick them up.

They need lots of space to hop around and stretch out in the garden.

Rabbits like lots of fresh vegetables to eat, such as cabbage and broccoli.

They live in a home outside called a hutch or inside in a big cage.



RECEPTION HOMEWORK- WRITING

Answer the questions based on the information you have read on how to look after a rabbit.

Looking After a Pet

What kind of pet?



Where it lives...

What it eats and drinks ...

How to keep it clean ...

The exercise it needs ...

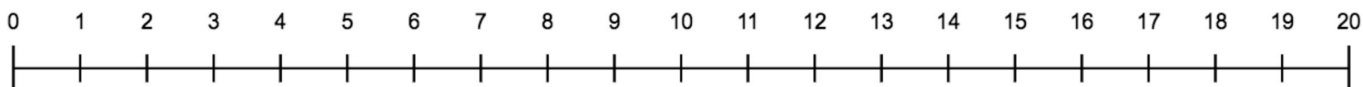
RECEPTION HOMEWORK- WRITING

Draw a picture of a rabbit of your choice.
Describe your rabbit using at least 4 noun
phrases.



RECEPTION HOMEWORK- MATHS

Complete the number bonds to 10 using a number line.



Skill Practise: Number Bonds to 10

$0 + 10 = 10$

$1 + 9 = 10$

$2 + 8 = 10$

$3 + 7 = 10$

$4 + \square = 10$

$5 + \square = 10$

$6 + \square = 10$

$7 + \square = 10$

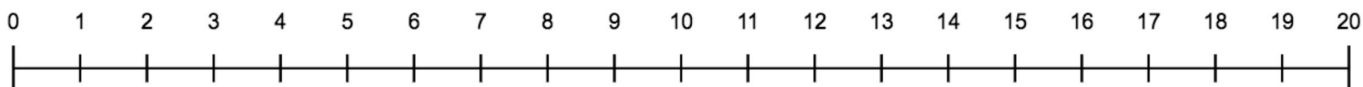
$8 + \square = 10$

$9 + \square = 10$

$10 + \square = 10$

RECEPTION HOMEWORK- MATHS

Complete the number bonds to 10 using a number line.



Reasoning

What is the missing numicon piece. Can you write the number bond in a number sentence.



+

?

=

10

RECEPTION HOMEWORK- MATHS

Complete the number bonds to 10.

Can you find the missing numbers?

$$5 + \text{ } = 10$$

$$10 = 2 + \text{ }$$

$$\text{ } + 3 = 10$$

$$10 = \text{ } + 8$$

$$7 + \text{ } = 10$$

$$\text{ } + 4 = 10$$

$$10 + \text{ } = 10$$




RECEPTION HOMEWORK- MATHS

Complete the number bonds to 10.

Star Number Bonds to 10

Write the missing number to make each star equal to 10.



6 +

8 +

10 +

2 +

5 +

4 +

1 +

3 +

7 +


4 +

0 +

RECEPTION HOMEWORK- MATHS

Complete the questions below.

Skill Practise: Number Bonds to 10



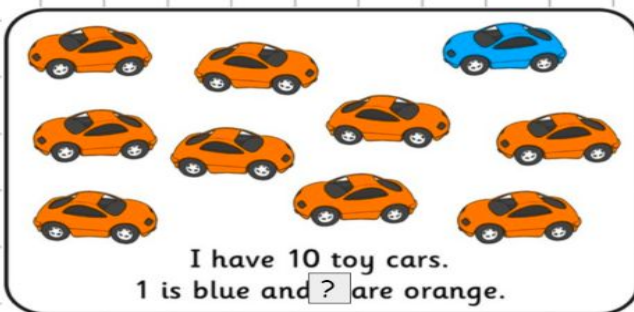
I have 10 socks.
0 are spotted but are striped.

How many
socks are
striped?

1 2 3 4 5 6 7 8 9 10 11 12 13 14 15 16 17 18 19 20

background | Layout | theme | transition

Skill Practise: Number Bonds to 10



I have 10 toy cars.
1 is blue and are orange.


How many cars
are orange?

1 2 3 4 5 6 7 8 9 10 11 12 13 14 15 16 17 18 19 20

RECEPTION HOMEWORK- MATHS

Complete the question below.

Skill Practise: Number Bonds to 10



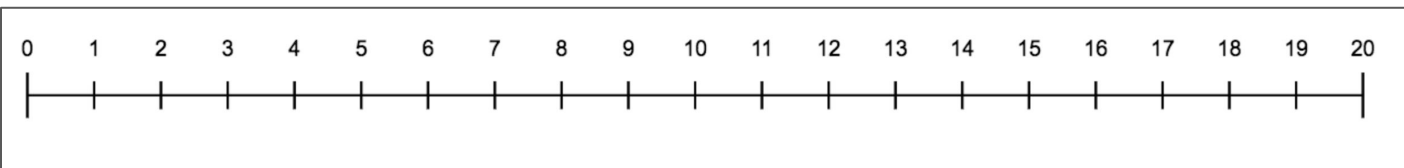
I have 10 roses.
3 are white and ? are red.

How many
roses are red?

1	2	3	4	5	6	7	8	9	10	11	12	13	14	15	16	17	18	19	20
---	---	---	---	---	---	---	---	---	----	----	----	----	----	----	----	----	----	----	----

RECEPTION HOMEWORK- MATHS

Complete the number bonds to 20 using a number line.



$10 + 10 = 20$

$19 + 1 = 20$

$18 + 2 = 20$

$17 + 3 = 20$

$16 + \square = 20$

$15 + \square = 20$

$1 + \square = 20$

$2 + \square = 20$

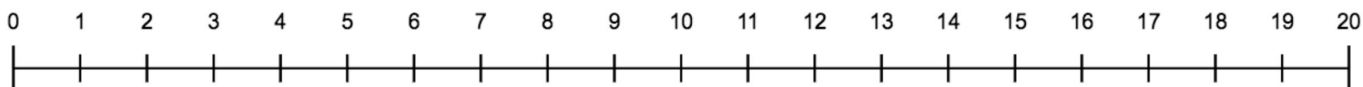
$3 + \square = 20$

$4 + \square = 20$

$5 + \square = 20$

RECEPTION HOMEWORK- MATHS

Complete the number bonds to 20 using a number line.



$10 + 10 = 20$

$11 + 9 = 20$

$12 + 8 = 20$

$13 + 7 = 20$

$14 + \square = 20$

$15 + \square = 20$

$9 + \square = 20$

$8 + \square = 20$

$7 + \square = 20$

$6 + \square = 20$

$5 + \square = 20$

RECEPTION HOMEWORK- MATHS

Complete the number bonds to 20.

Can you find the missing numbers?

$$15 + \text{ } = 20$$

$$20 = 14 + \text{ }$$

$$\text{ } + 6 = 20$$

$$20 = \text{ } + 9$$

$$7 + \text{ } = 20$$


$$\text{ } + 11 = 20$$

$$10 + \text{ } = 20$$



RECEPTION HOMEWORK- MATHS

Complete the number bonds to 20.



Star Number Bonds to 20

Write the missing number to make each star equal to 20.

20

0 +

14 +

17 +

12 +

10 +

7 +

6 +

18 +

3 +

2 +

13 +

1 +

10 +

5 +

4 +

18 +

16 +

8 +

11 +

15 +

20 +

9 +

11 +

RECEPTION HOMEWORK- MATHS

Complete the questions below.

Skill Silent: Number Bonds to 20



I have 20 single mittens.
3 are cream and are brown.

How many
mittens are
brown?

Skill Silent: Number Bonds to 20




There are 20 animals.
4 are cats and are dogs.

How many
animals are
dogs?

RECEPTION HOMEWORK- MATHS

Complete the question below.

Skill Silent: Number Bonds to 20



I have 20 crayons.
0 are red but are blue.

How many
crayons are
blue?

RECEPTION END OF YEAR EXPECTATIONS

This page provides information for parents and carers about the end of year expectations for Reception children in our school. These expectations have been identified as being the minimum requirements your child must meet in order to ensure continued progress throughout the following year.

Reading

- Look at books and listen to stories
- Use phonic knowledge to decode regular words
- Be secure at Phase 4 phonics
- Read Phase 2, Phase 3 and Phase 4 tricky words
- Identify rhymes and alliteration
- Join in with rhyming patterns
- Read and understand simple sentences
- Demonstrate understanding when talking with others about what they have read
- Make basic predictions
- Identify the start and end of a sentence
- Know the alphabet and link letter names to the sound they make
- Know the difference between a capital and lower case letter
- Learn some simple rhymes and poems by heart

Speaking and Listening

- Use complete sentences to explain or describe things
- Listen carefully to what is being said and repeat this if needed
- Know not to interrupt when someone else is saying something
- Stand up in front of others and re-tell something that has happened to them

RECEPTION END OF YEAR EXPECTATIONS

Writing

- Write sentences that start with a capital letter and end with a full stop
- Use 'and' to join ideas
- In writing, show evidence of full stops, question marks or exclamation marks
- Use capital letters for names of people, places and days of the week, and the personal pronoun 'I'
- Write clearly sequenced sentences
- Correct formation of capital and lower case - starting and finishing in the right place
- Correct formation of digits
- Spell words using Phase 5 phonemes
- Spell tricky words from Phase 4 and Phase 5
- Spell the days of the week

Maths

- Count reliably to 20
- Count a number of objects by pointing to/moving each one as they count
- Recognise numbers to 20
- Order numbers 1 - 20
- Say 1 more and 1 less than numbers to 20
- Add and subtract two single digit numbers
- Form all digits 0-9 correctly
- Know the names of the days of the week in order
- Begin to recognise and name common 2D shapes, e.g. square, rectangle, circle and triangle
- Begin to recognise and name some 3D shapes, e.g. cube, sphere, cylinder, cone