





YEAR 1 HOMEWORK Pack 10

Phonics: These are the phonics digraph your child has learnt so far. Please practise reading words that contain these spellings, as well as writing words containing them too:

Phase 3 Phonics Mat				
	ch	sh	th	ng
				
ai	ee	igh	oa	oo
				
ow	ar	or	ur	oo
				
oi	ear	air	ure	er

Phase 5a Phonics Mat				
	ay	ou	ie	ea
				
oy	ir	ue	aw	wh
				
ph	ew	oe	au	ey
				
a-e	e-e	i-e	o-e	u-e

L.O.L:

- Read daily.
- Use Spelling Shed to practise spellings
- Complete the reading comprehension tasks.
- Complete the GPS and other phonics tasks
- Write your own story, lists, or fact-files.

Maths:

- Practice your times tables.
- Practice addition and subtraction sums.
- Practice your position and directions skills.
- Practice creating arrays.
- Use TT Rockstars to practise times tables

YEAR 1 HOMEWORK



Spelling Shed

All the children have been given accounts for **Spelling Shed** to access at school and at home (**log-in details are stuck inside the children's reading records**). They will be set their weekly spellings using this platform, which they can practice at home ready for their weekly spelling test. We look forward to seeing how they get on with this exciting, new programme.

<http://play.edshed.com>

Please note, spellings will be available from school if you are unable to access the account.

Assignments

Task

Year 5 & Year 6 UKS2 Full List
Due: 09/03/20 00:00



Details

Weekly spellings - silent letters
0/2 Due: 08/03/20 09:00



Details

Weekly spellings - silent letters

@MrsFS

★★★★★

Word

thumb

lambs

signed

kneel

whistle

bruised

crumbling

solemn

muscles

parliament

Click on **'More Lists'** to see full details of each spellings rule the children have been set. Click on **'Details'** to see the word list.

YEAR 1 HOMEWORK: MATHS

Practice counting to 30 to ensure fluency.

Can you complete the number sequences below?

1, __, __, 4, 5, 6, __, 8, __, __, __

12, 13, __, 15, 16, __, 18, __, __, 21,

__, 23, 24, 25, __, __, __, __, __

YEAR 1 HOMEWORK: MATHS

Number Bonds to 20 - complete the following sums, you may use a number line to help you.

1. $11 + 8 =$ _____
2. $5 + 8 =$ _____
3. $3 + 15 =$ _____
4. $13 + 2 =$ _____
5. $8 + 10 =$ _____
6. $10 + 10 =$ _____
7. $1 + 14 =$ _____
8. $9 + 9 =$ _____

0 1 2 3 4 5 6 7 8 9 10 11 12 13 14 15 16 17 18 19 20 21 22 23 24 25 26 27 28 29 30

YEAR 1 HOMEWORK: MATHS

Complete the reasoning problems below.

Write a number statement that shows the total of **12** and **13**.

Ali has **£15** and Jing has **£8** more.
How much does Jing have?

£

Show your answer as a number statement.

YEAR 1 HOMEWORK: MATHS

Practice counting to 50 to ensure fluency.

Can you complete the number sequences below?

30, 31, __, __, 34, __, __, 37,

38, 39, __, 41, __, 43, __, __,

46, __, __, __, 50

YEAR 1 HOMEWORK: MATHS

Number Bonds - complete the following sums, you may use a number line to help you.

1. $13 + 12 =$ _____

2. $23 + 7 =$ _____

3. $9 + 21 =$ _____

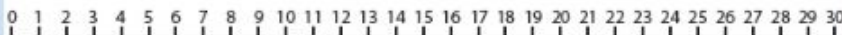
4. $15 + 7 =$ _____

5. $10 + 17 =$ _____

6. $20 + 4 =$ _____

7. $18 + 6 =$ _____

8. $13 + 15 =$ _____



YEAR 1 HOMEWORK: MATHS

Complete the reasoning problems below.

Matt says that $16 + 6 = 21$. Is he correct?
Explain your answer.

Yes / No

Olivia buys **10** pineapples and **12** watermelons.
How many pieces of fruit has she bought?



YEAR 1 HOMEWORK: MATHS

Practice counting back from 30.
Can you complete the number
sequences below?

30, __, 28, 27, __, __, __, 23,

__, 21, __, 19, __, __, 16, 15,

__, 13, __, 11, __, __, __, 7, __,

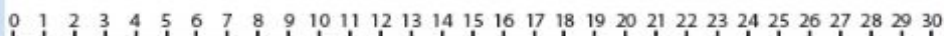
5, __, 3, 2, __, __

YEAR 1 HOMEWORK: MATHS

Subtraction is when you take one number from another.

Complete the following sums, you may use a number line to help you.

1. $13 - 4 =$ _____
2. $20 - 6 =$ _____
3. $9 - 5 =$ _____
4. $15 - 7 =$ _____
5. $10 - 10 =$ _____
6. $19 - 4 =$ _____
7. $18 - 11 =$ _____
8. $20 - 18 =$ _____



YEAR 1 HOMEWORK: MATHS

Complete the reasoning problems below.

Olivia has **8** ice lollies. She gives **5** to her friends. How many does Olivia have left?

A jar contains **12** biscuits. Ali eats **six** of them.
How many biscuits are left in the jar?



YEAR 1 HOMEWORK: MATHS

Practice counting back from 50.
Can you complete the number
sequences below?

____, 49, 48, 47, 46, ____, ____, ____

42, ____, 40, ____, ____, 37, ____, 35,

____, 33, ____, 31, ____

YEAR 1 HOMEWORK: MATHS

Subtraction is when you take one number from another.

Complete the following sums, you may use a number line to help you.

1. $29 - 4 =$ _____
2. $20 - 19 =$ _____
3. $25 - 17 =$ _____
4. $30 - 24 =$ _____
5. $21 - 11 =$ _____
6. $29 - 24 =$ _____
7. $24 - 12 =$ _____
8. $20 - 0 =$ _____



0 1 2 3 4 5 6 7 8 9 10 11 12 13 14 15 16 17 18 19 20 21 22 23 24 25 26 27 28 29 30

YEAR 1 HOMEWORK: MATHS

Complete the reasoning problems below.

Can you fill in the missing number?

$$13 = \boxed{} + 4$$

There are **20** children eating their lunch. **7** children have a packed lunch. How many do not?



YEAR 1 HOMEWORK: MATHS

Practice counting to 100.
Can you fill in the missing numbers
below?

1		3	4	5	6		8	9	10
11		13	14		16	17	18		20
21	22		24	25	26		28	29	30
31	32	33	34	35	36	37	38	39	
	42		44		46	47	48	49	50
51	52	53	54	55	56	57		59	60
61		63		65		67	68	69	
71	72		74	75	76		78	79	80
	82	83	84		86	87	88	89	90
91	92		94	95		97	98		100

YEAR 1 HOMEWORK: MATHS

Complete the following sums, you may use a number line to help you.

1. $29 + 4 =$ _____

2. $20 + 9 =$ _____

3. $25 - 9 =$ _____

4. $30 - 24 =$ _____

5. $21 + 5 =$ _____

6. $29 - 4 =$ _____

7. $24 + 2 + 4 =$ _____

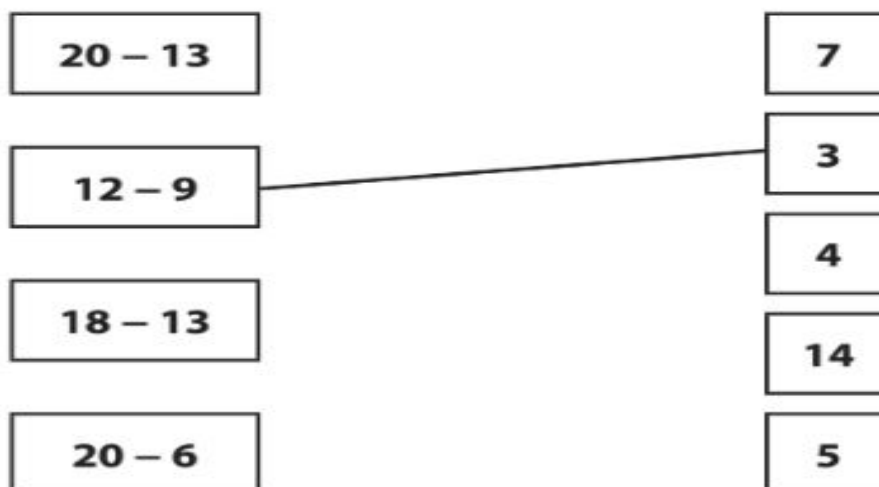
8. $16 + 4 + 5 =$ _____

0 1 2 3 4 5 6 7 8 9 10 11 12 13 14 15 16 17 18 19 20 21 22 23 24 25 26 27 28 29 30

YEAR 1 HOMEWORK: MATHS







Complete the reasoning problems below.

		Correction
a	$5 + 6 = 11$	correct / incorrect
b	$14 - 5 = 10$	correct / incorrect
c	$12 + 7 = 20$	correct / incorrect
d	$17 - 9 = 8$	correct / incorrect





















YEAR 1 HOMEWORK: PHONICS

Daily retrieval: Read through the phase 3 sounds and phase 5.

<u>Phase 3</u> <u>Phonics Mat</u>				
	ch	sh	th	ng
				
ai	ee	igh	oa	oo
				
ow	ar	or	ur	oo
				
oi	ear	air	ure	er

YEAR 1 HOMEWORK: PHONICS

Daily retrieval: Read through the phase 3 sounds and phase 5.

Phase 5a Phonics Mat				
	ay	ou	ie	ea
				
oy	ir	ue	aw	wh
				
ph	ew	oe	au	ey
				
a-e	e-e	i-e	o-e	u-e

YEAR 1 HOMEWORK: PHONICS

Daily practice of tricky troll words.

what

looked

some

very

some

don't

Mr.

about

their

could



your

people

oh

house

old

Mrs.

by

I'm



YEAR 1 HOMEWORK: PHONICS

Daily practice of fairy words.

back

it's

went

from

help

just

children

off

day

good



how

away

came

out

saw

made

if

did



YEAR 1 HOMEWORK: PHONICS

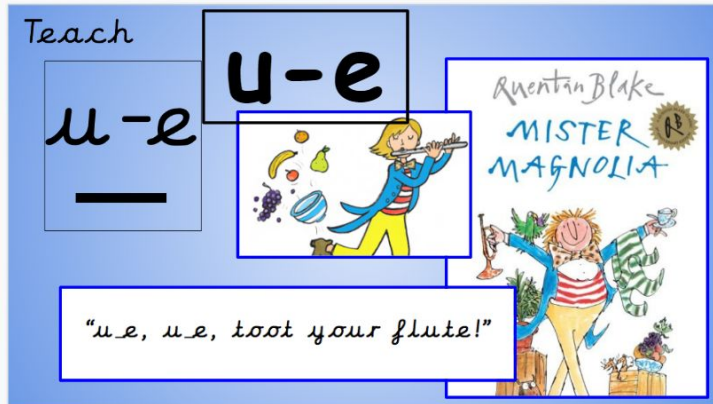
Teach

u-e

u-e

Quentin Blake
MISTER
MAGNOLIA

"u_e, u_e, toot your flute!"




Practice saying the sound and matching caption action.

"U_e, u_e, toot your flute!"

Can you read the words with the sound in it?

Practice

tune	tube	cute
duke	June	

YEAR 1 HOMEWORK: PHONICS


Teach

ue

ue

"ue, ue, blue balloon"

Mick Inkpen



The
Blue Balloon

Practice saying the
sound and matching
caption action.

Ue, ue, blue balloon!"

Can you read the
words with the
sound in it?

glue

Sue

blue

clue

rescue



Word review




Can you write the
words with the
sound in it?


Remember to add
your zips and
buttons.

YEAR 1 HOMEWORK: PHONICS

Teach

ie

ie
—



"ie, ie, pigeon pie!"


Practice saying the sound and matching caption action.

"Ie, ie, pigeon pie!"

Can you read the words with the sound in it?



Practice

Write the words using sound buttons and zips.
Remember to be a grapheme detective!

cried	pie	lied
fried	lie	

Word review

Handwriting practice lines with a yellow pencil icon pointing to the top right.

Can you write the words with the sound in it?

Remember to add your zips and buttons.

YEAR 1 HOMEWORK: PHONICS

Teach

o-e

o-e

Monty the Hero

"oe, oe, mole down a hole!"




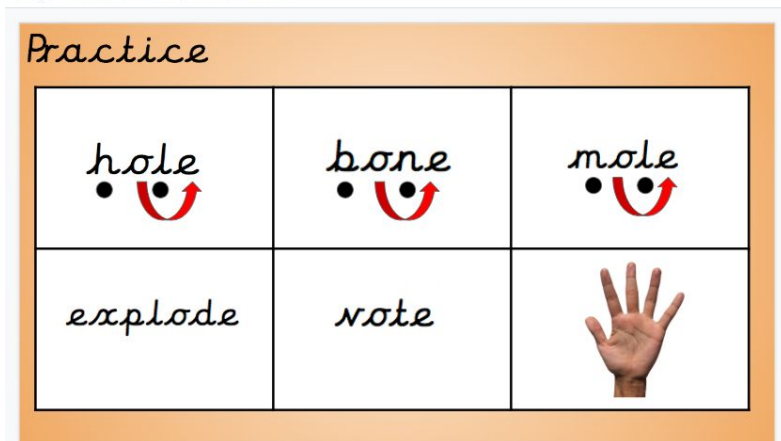
Practice saying the sound and matching caption action.

"Oe, oe, mole down a hole!"

Can you read the words with the sound in it?

Practice

hole	bone	mole
explode	note	



Word review

1. 

2. 



Can you write the words with the sound in it?

Remember to add your zips and buttons.

YEAR 1 HOMEWORK: PHONICS



Football Fever!

Monty the Hero

The Hairy Toe

goal

goes

mole

oe

oe

We have previously learnt:

“Oe, oe, hairy toe!”

And

“Oa, oa go for goal!”

Apply



oe

oa

Sort the oe/oa pictures, and write on the correct side of your whiteboard.

YEAR 1 HOMEWORK: PHONICS

Read the following letter, then answer the questions!

Dear June,



I am having a really super holiday in Greece! The huge hotel we are staying in has a pool with a flume! When I'm not in the pool, I like to race my brother to the beach and eat ice cream cones in the shade.

In the evening, we sit around the fire and play games. The food here is yummy. Yesterday, I had chocolate cake and apple pie for pudding!



Tomorrow, we are going on a blue boat to an island called Crete. I hope we will see some stone ruins.

I can't wait to see you when I get home.

Kate xxx

YEAR 1 HOMEWORK: PHONICS

Questions

1. Find and sort the words with split digraphs.

'a-e'	'e-e'	'i-e'	'o-e'	'u-e'

2. What has Kate been doing on holiday? Tick **two**.

☐

playing games

☐

surfing

☐

racing her brother

☐

flying a kite

3. What does Kate hope to see in Crete?

4. What do you like to eat on holiday?

YEAR 1 HOMEWORK: PHONICS

Now let's check your answers!

Answers

1. Find and sort the words with split digraphs.

'a-e'	'e-e'	'i-e'	'o-e'	'u-e'
race shade games cake Kate	Crete here	like fire	cones stone home hope	June huge flume

2. What has Kate been doing on holiday? Tick **two**.



playing games



surfing



racing her brother



flying a kite

3. What does Kate hope to see in Crete?

Kate hopes to see some stone ruins in Crete.

4. What do you like to eat on holiday?

Child's own response, such as: On holiday, I like to eat pizza and ice cream.

YEAR 1 HOMEWORK: L.O.L.

Adjective - a word that describes a noun.

Can you identify the adjective in this sentence?

The boy drank a cold drink slowly.

Adjectives

An **adjective** is used to describe a noun or a pronoun. It can tell us many things, such as:

Size small big enormous large tiny	Colour blue red green purple yellow	Shape circular oval triangular square conical
Number seven many hundreds few couple	Sound soft roaring bubbling loud irritating	Feel hard lumpy smooth rough slimy
Taste spicy sour sweet bland bitter	Smell enticing pleasant acidic salty nasty	Weather rainy windy sunny foggy cloudy

Published by 123 Publishing House Limited (United Kingdom)
Copyright © 123 Publishing House Limited. All rights reserved. Illustrations by 123 Publishing House Limited.

YEAR 1 HOMEWORK: L.O.L.

Jack and the Beanstalk



Make a list of adjectives to describe this character. Think about what he looks like and what he is like as a person.

YEAR 1 HOMEWORK: L.O.L.



Using your adjective list,
write some sentences to
describe Jack.

YEAR 1 HOMEWORK: L.O.L.

Jack and the Beanstalk



Make a list of adjectives to describe this character. Think about what he looks like and what he is like as a person.

YEAR 1 HOMEWORK: L.O.L.



Using your adjective list,
write some sentences to
describe the giant.
Underline the adjectives
in your sentences.

YEAR 1 HOMEWORK: L.O.L.

Jack and the Beanstalk



Make a list of adjectives to describe this character. Think about what he looks like and what he is like as a person.

YEAR 1 HOMEWORK: L.O.L.



Using your adjective list,
write some sentences to
describe the man Jack
sells the cow to.

Underline the adjectives
in your sentences.

Challenge: Can you
include a conjunction?

YEAR 1 HOMEWORK: L.O.L.

Jack and the Beanstalk



Make a list of adjectives to describe the setting. Think about what you can see, might hear and feel!

YEAR 1 HOMEWORK: L.O.L.



Using your adjective list,
write some sentences to
describe the setting.
Underline the adjectives
in your sentences.

YEAR 1 HOMEWORK: L.O.L.

Synonym- A synonym is a word or phrase that means exactly or nearly the same as another word or phrase in the same language.

Can you write other words that mean

BIG?

YEAR 1 HOMEWORK: L.O.L.

Synonym- A synonym is a word or phrase that means exactly or nearly the same as another word or phrase in the same language.

Can you write other words that mean small?

YEAR 1 HOMEWORK: L.O.L.

Jack and the Beanstalk



Make a list of adjectives to describe the setting. Think about what you can see, might hear and feel!

YEAR 1 HOMEWORK: L.O.L.



Using your adjective list,
write some sentences to
describe the setting.
Underline the adjectives
in your sentences.
Challenge: Can you
improve your writing by
adding a synonym?

YEAR 1 END OF YEAR EXPECTATIONS

This page provides information for parents and carers about the end of year expectations for Year One children in our school. These expectations have been identified as being the minimum requirements your child must meet in order to ensure continued progress throughout the following year.

Reading

- Read for pleasure and relate reading to own experiences
- Re-read to correct
- Re-tell with considerable accuracy
- Discuss significance of title and events
- Make simple predictions on basis of what has been read
- Read with pace and expression, i.e. pause at full stops and raise voice for a question
- Know difference between fiction and non-fiction texts
- Learn some simple rhymes and poems by heart
- Read Phase 4 and Phase 5 tricky words
- Be secure at Phase 5 phonics

Speaking and Listening

- Talk clearly and loudly enough to be understood by others
- Listen attentively to others and respond appropriately
- Take turns when speaking without interrupting others

YEAR 1 END OF YEAR EXPECTATIONS

Writing

- Write sentences that start with a capital letter and end with a full stop
- Use 'and' to join ideas
- In writing, show evidence of full stops, question marks or exclamation marks
- Use capital letters for names of people, places and days of the week, and the personal pronoun 'I'
- Write clearly sequenced sentences
- Correct formation of capital and lower case - starting and finishing in the right place
- Correct formation of digits
- Spell words using Phase 5 phonemes
- Spell tricky words from Phase 4 and Phase 5
- Spell the days of the week

YEAR 1 END OF YEAR EXPECTATIONS

Maths

- Count to and across 100, forwards and backwards from any number
- Read and write numbers to 20 in digits and words
- Read and write numbers to 100 in digits
- Say 1 more and 1 less than numbers to 100
- Count in multiples of 1, 2, 5 and 10
- Know bonds to 10 by heart
- Use bonds and subtraction facts to 20
- Add and subtract 1 digit and 2 digit numbers to 20, including zero
- Add any three 1-digit numbers with a total up to 20
- Solve simple multiplication and division with apparatus
- Recognise half and quarter of an object, shape or quantity
- Sequence events in order
- Know months of the year in order
- Use language of day, week, month and year
- Know o'clock and half past using analogue clock
- Recognise and name common 2D shapes, e.g. square, rectangle, circle and triangle
- Recognise and name common 3D shapes, e.g. cube, cuboid, sphere and pyramid
- Describe whole, half, quarter and three quarter turns