

## YEAR 2 HOMEWORK - Pack 9

Whilst school is closed we have planned a variety of homework tasks for your child to complete. The tasks are designed to be completed over several days, and we also expect all pupils to read daily, as well as use TT Rockstars and Spelling Shed.

### Year 2 Common Exception Words

after	child	every	half	move	plant	whole
again	children	everybody	hold	Mr	poor	who
any	Christmas	eye	hour	Mrs	pretty	wild
bath	class	fast	improve	old	prove	would
beautiful	climb	father	kind	only	should	
because	clothes	find	last	parents	steak	
behind	could	floor	many	pass	sugar	
both	cold	gold	mind	past	sure	
break	door	grass	money	path	told	
busy	even	great	most	people	water	

#### Task 1:

Continue to practice your spellings of your common exception words in your best handwriting.

**Remember: look, cover, write, check.**

#### Task 2:

Write 5 different sentences using your common exception words.

#### Task 2:

Continue to play TT Rockstars to improve your recall of your multiplication facts.

Can you improve your time per second answered?





---

## YEAR 2 HOMEWORK

---

A series of horizontal lines for writing, consisting of a solid top line, a dashed midline, and a solid bottom line, repeated down the page.

## YEAR 2 HOMEWORK

Task 1: spelling rule: Split diagraph. i-e

five

ride

like

time

side

home

those

woke

hope

hole

## YEAR 2 HOMEWORK

### Task 2:

Continue to play Spelling Shed to practice your spellings set by your teacher.



All the children have been given accounts for **Spelling Shed** to access at school and at home (**log-in details are stuck inside the children's reading records**). They will be set their weekly spellings using this platform, which they can practice at home ready for their weekly spelling test. We look forward to seeing how they get on with this exciting, new programme.

**<http://play.edshed.com>**

*Please note, spellings will be available from school if you are unable to access the account.*

### Assignments

#### Task

Year 5 & Year 6 UKS2 Full List

Due: 09/03/20 00:00



Egg

[Details](#)

Weekly spellings - silent letters

0/2 Due: 08/03/20 09:00



Egg

[Details](#)

Click on **'More Lists'** to see full details of each spellings rule the children have been set. Click on **'Details'** to see the word list.

## YEAR 2 HOMEWORK

### Task 3 Lockdown Poetry

Using rhyming couplets plan and write the next 3 verses of the poem



*Lockdown*



*Lockdown is a scary time,  
So I thought that I would write a rhyme,  
To put a smile on lots of faces,  
From around the world in lots of places...*



YEAR 2 HOMEWORK

**The Bear Who Came to Babysit**

Arno and Bibi were helping Mum and Mike to pack for their honeymoon. Mum checked her list: "Clothes, toothbrush, tickets... We just need the babysitter to arrive," she said.

"We've found you the perfect one," said Mike with a wink. "You're going to have a great time! You'll bear-ly notice we're gone."



But little did the children know, the babysitter was... a great, big BEAR! "Be on your best behaviour," said Mum. "We'll be back in a few days!"

"GRRRI!" growled the bear.

The children stood speechless, staring at their new babysitter. Arno turned to his sister. "Is this really happening?" he asked.

"Whoever heard of a bear babysitter?" shrugged Bibi.

"GRRRI!" growled the bear.

What is special about the babysitter? Tick one.

- The babysitter is a bear.
- The babysitter is a clown.
- The babysitter is a baby.



What happens when the bear squeezes the bubble bath? Tick one.

- There are bubbles everywhere.
- The bear spills it on the floor.
- Bibi slips over.



That night, the bear ran a bath. "Don't forget the bubbles!" said Bibi, handing the bear the bottle. The bear squeezed it very hard!

"This is fun!" giggled the children.

"GRRRI!" growled the bear.

The next morning, Bibi and Arno sat down at the table. "I wonder what's for breakfast," said Arno. The bear gave them each some extremely sticky honey.

"This is delicious!" chuckled the children.

"GRRRI!" growled the bear.



After breakfast, it was time to go to school. Arno and Bibi hopped into the car and buckled their seatbelts as the bear squeezed into the driver's seat. Squee! went the brakes.

"Wheeeeee!" said the children.

"GRRRI!" growled the bear.



That night, the bear tucked the children into bed. They snuggled up to listen to a bedtime story.

"Goodnight," whispered Arno.

"Goodnight," whispered Bibi.

"GRRRI!" growled the bear.



What has happened to the car when the bear takes Arno and Bibi to school?

Draw a line to match the word to its meaning.

- |           |   |
|-----------|---|
| advert    | clothes that need to be washed          |
| laundry   | in a quick manner                       |
| hurriedly | a notice promoting a product or service |



When the children finally woke up, the bear was busy washing the dishes. "Good morning, Bear!" shouted Bibi as they both raced downstairs. "How did you sleep?"

"Yuck!" said the children. This was not how Mum and Mike usually did the dishes. In fact, the bear hadn't done anything the way that Mum and Mike usually did. "They won't let you babysit again if they see all this mess!" cried Arno.

"GRRR!" growled the bear.



They rushed to gather the clothes from the line and placed them in the washing machine. They whizzed around the kitchen until the dishes were spotless and the sticky breakfast mess was all cleaned up.

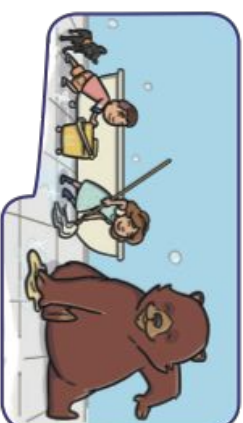


The next day was Saturday so the children slept late. Meanwhile, the bear did some laundry then hung it on the line. "Good morning!" called the neighbour.

"GRRR!" growled the bear.

They sped through the upstairs rooms, mopping up the bathroom and tidying the bedroom. Arno hastily patched up the curtains while Bibi and the bear hurriedly painted the car... finishing just as Mum and Mike

arrived home!



"Well, you both look happy!" said Mike.

"And the house looks very tidy!" said Mum. "Have you all had fun?"

"YES!" shouted the children.

GRRR!" growled the bear.



After the bear had gone, Mum asked the children, "Would you like your new friend to babysit again one day?"

"GRRR!" growled the children.



What does Mum ask the children once the bear has left?

Do you think Arno and Bibi had fun with the bear? Why?

---

---

---

---

---

---

---

---


---

---


## YEAR 2 HOMEWORK

### Task 5 -

When reading at home here is a grid of activities or ideas to try.



Write a diary entry as one of the characters in a book you are reading	Draw a new front cover for one of your favourite books	Design an outfit you think one of the characters would like to wear	Write a book review about the last book you read	You are hiring a character from the book you are reading. Can you create a job application poster?
Create an estate agent poster for a setting in the story	Create a new hero in a book	Identify 5 unfamiliar words in the text and find out their meaning	Write a letter to your favourite character of a book	Paint a picture of your favourite setting of a story
Choose a character from your book - if you could give them a gift, what would it be and why?	Change the problem that happens in the story	Write a letter to your favourite author	Go on a synonym hunt of your favourite book	Change the setting of the book you are reading
Identify 6 adjectives in the story you are reading	Create a fact file all about your favourite author	Write down 10 words you think best describe a story that you have read	Create a new villain for your story	Write down 5 questions that you could answer about the story.



Tell a family member all about the book you are currently reading.

What is your favourite part so far and why?

## YEAR 2 HOMEWORK

### Task 6: Maths (Outdoor challenges!)

Outdoor Maths

★★

Find an even amount of leaves.  
How many different ways can you  
arrange them? What arrays could  
you use?

What happens when you have a  
different number of leaves?

Does it work with an odd amount  
of leaves? What about if you have  
15 leaves? Can you make an  
array? Why/why not?



Outdoor Maths

★★★

Estimate how many leaves there are in  
this picture.  
How many shapes can you see on the gate?

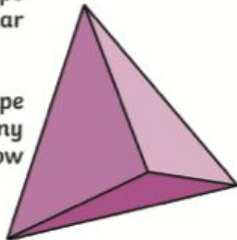


Outdoor Maths

★★★

Collect a variety of sticks.  
Using string, tie the sticks  
together to make a 3D shape  
e.g. a cube or a triangular  
prism.

Can you describe your shape  
to a partner? How many  
edges does it have? How  
many vertices?



Outdoor Maths

★★

Find 4 sticks and arrange them in a pattern like  
this:



Collect natural objects to use. Put different  
amounts of objects in each row and column. Can  
you make each row and column total 10?

## YEAR 2 HOMEWORK

### Task 6: Maths (weight)

### Weights and Measures Scavenger Hunt

#### Collect:

- <sup>tick</sup> The lightest object.
- The smallest stone.
- A stick which is about 10cm long.
- A coin.
- The longest leaf.
- Something that will fall the slowest.
- Something that is longer than a hand span.
- The widest piece of bark.
- A flower that is smaller than a thumbnail.
- Something that will float on water.
- A blade of grass the same length as my thumb.
- Two different things which are exactly the same height.



#### Measure:

- How many times you can jump in 60 seconds.
- How many times you can clap in ten seconds.
- How many star jumps you can do in 1 minute.



#### Challenge:

- Who can keep frozen still whilst estimating 1 minute?

## YEAR 2 HOMEWORK

### Task 7: Writing

The local pirate ship is looking for some recruits! PLAN and write a job application for a job you would like to apply for. AHAH!

### Job Section - Pirate Ship

**Job Title: Captain****Duties:**

To run the ship and to organise missions.

**Must be:**

A leader of others and a decision maker.

To apply, complete an application form.

**Job Title: Quarter Master****Duties:**

To assist the Captain in daily duties as well as being prepared to act up as Captain.

**Must be:**

A dedicated individual who is able to lead others.

To apply, complete an application form.

**Job Title: Sailing Master****Duties:**

To navigate and steer the ship.

**Must be:**

An organised individual who has geography skills.

To apply, complete an application form.

**Job Title: Boatswain****Duties:**

To ensure the ship is maintained as well as checking the sails on a daily basis.

**Must be:**

A highly skilled individual who is able to multitask.

To apply, complete an application form.



twinkl

visit [twinkl.com](https://www.twinkl.com)

### Job Section - Pirate Ship

**Job Title: Mate****Duties:**

To be responsible for the ship's anchor and reporting to the masters. Opportunities are available to become an apprentice carpenter.

**Must be:**

An organised individual who is punctual and hard-working.

To apply, complete an application form.

**Job Title: Cabin Boy****Duties:**

To serve others on the ship. Various duties are expected.

**Must be:**

An organised individual who is punctual, hard-working and able to work for long hours.

To apply, complete an application form.

**Job Title: Master Gunner****Duties:**

To look after the ship's guns and ammunition. To ensure cannons are kept free from rust. To ensure the crew know how to use weapons.

**Must be:**

A trustworthy individual who has experience of handling guns.

To apply, complete an application form.

**Job Title: Carpenter****Duties:**

To be responsible for all the wood on board, ensuring there are no leaks. May be expected to perform surgery.

**Must be:**

A skilled individual who can use tools competently.

To apply, complete an application form.



twinkl

visit [twinkl.com](https://www.twinkl.com)

# Pirate Ship Job Description

Choose one of the pirate ship job adverts. Adapt your chosen job advert using this template to add more detail. Remember to write in full sentences.

**Job Title:** \_\_\_\_\_

**Job Description**


**Main Duties**


**Required Skills and Attributes**


**Desirable Skills and Attributes**


# Job Application Form

Name \_\_\_\_\_

Which job are you applying for?

---

---

Why are you applying for this job?

---

---

Why would you be good at this job?

---

---

What relevant experience do you have?

---

---

Signed \_\_\_\_\_

## Word Bank

because	hard-working	punctual	experience	reference
reliable	friendly	organised	confident	trustworthy

## YEAR 2 HOMEWORK

### Task 8: Reading

### Improving Your Reading with Inference Iggy: The Journey Home



"Oh, how red your nose is!" cried little Mabel Blake one day, as her younger brother Hal came running out of the school yard where he had been playing with some other boys. Mabel had picked him up from school, just as she had promised.

"Your nose is red, too, Mab!" Harry said. "It's as red as some of the crabs we boiled at our seashore cottage this summer."

"Is my nose red?" Mabel asked some of her friends.

"It is!" replied Jennie Bruce. "All our noses are red!" she went on. "It's the cold that makes them red. I can tell that it will be a winter with lots of snow and ice!"

"Come on, Hal!" called Mab. "Let's hurry home before it gets any colder!"

"Let's run!" suggested Hal. "When you run you get warm and you don't mind the cold."

"What makes us get warm when we run?" his sister asked, as she took hold of his hand and raced along beside him.

"I don't know," Hal answered. "We'll ask Daddy when we get home. He can tell us everything."



1. The children's noses were red because... Tick **one**.

- they had been using face paint.
- they had make up on.
- the weather was cold.
- they were bleeding.

2. Give two facts from the text which imply that Mabel is older than Hal.

1. \_\_\_\_\_
2. \_\_\_\_\_

## YEAR 2 HOMEWORK

3. Why does Jennie Bruce think that the winter will have lots of snow and ice?

---

---

---

4. Put ticks in the table to show which sentences are true and which are false.  
One has been done for you.

The text implies that...	True	False
Hal had friends at school.	✓	
Jennie Bruce was a friend of Hal's.		
They ran home because they wanted to have a race.		
Mabel tried to look after Hal.		
Mabel and Hal lived with their father.		

Write down 3 synonyms for 'cold'

1. \_\_\_\_\_

2. \_\_\_\_\_

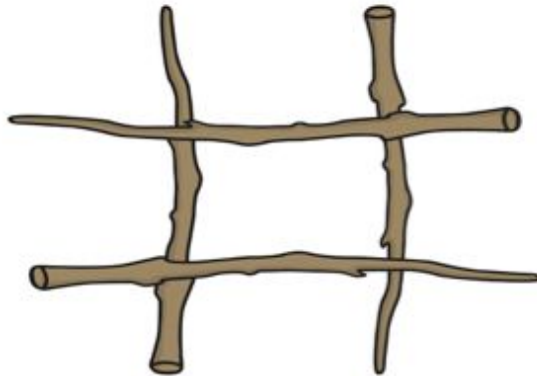
3. \_\_\_\_\_

## YEAR 2 HOMEWORK

### Task 9: Maths

Collect four sticks and lay them in a grid that creates a 3 x 3 grid.


Example:



Using natural objects, can you make each row and each column total 10?

### Answer

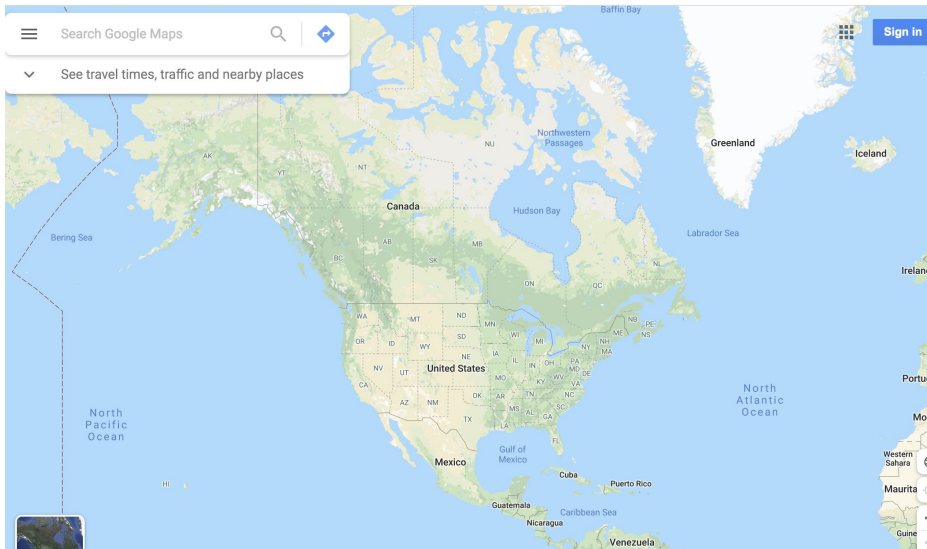
There are several possible answers for this problem. Below is just one example of how the children may find the solution.



## YEAR 2 HOMEWORK

### Task 11: Place and Time

Using google maps answer the following questions...



1. Is North America in the Northern or Southern Hemisphere?

---

2. What oceans surround North America?

---

3. What countries border the United States?

---

4. Find the names of 3 **states** in America *A state is an area of America*

---

## YEAR 2 HOMEWORK

Task 12: Mindfulness

This bookmark is for...



twinkl.com

This bookmark is for...



twinkl.com

This bookmark is for...



twinkl.com

Colour a bookmark and cut it out. Enjoy keeping the page of your favourite book!

### YEAR 2 HOMEWORK

#### Task 13: Oracy and writing

Look at the image of a Native American (Indian) below. If you were to meet this man and woman, what would you ask?...



1. \_\_\_\_\_

\_\_\_\_\_

\_\_\_\_\_

2. \_\_\_\_\_

\_\_\_\_\_

\_\_\_\_\_

3. \_\_\_\_\_

\_\_\_\_\_

\_\_\_\_\_

4. \_\_\_\_\_

\_\_\_\_\_

\_\_\_\_\_

5. \_\_\_\_\_

\_\_\_\_\_

\_\_\_\_\_

6. \_\_\_\_\_

\_\_\_\_\_

\_\_\_\_\_

7. \_\_\_\_\_


\_\_\_\_\_

\_\_\_\_\_

Mr What ?




Mr Where ?




Mr When ?



Mr How ?



Mr Why ?



Mr What if ?



Mr Who ?



## YEAR 2 HOMEWORK

### Task 14: Science experiment

### Cornflour Slime

#### You will need:



A large bowl



Food  
colouring

Large covered table or  
area where mess is not  
a problem



200ml water

200-300g cornflour

Aprons



#### Method:

1. Pour the cornflour into the bowl.
2. Pour the water in, mixing slowly as you go. Keep adding more water until the mixture becomes thick (and hardens when you tap on it).
3. Add a few drops of food colouring to make your slime the colour you want it.
4. Put your hands in the slime and experiment with handling it.
5. What happens when you pick the slime up, squeeze it or even punch or slap it?
6. Do you think it is a solid or a liquid?
7. How is it different to water?



#### The Science

The slime is a non-Newtonian liquid which means it is different to 'normal' liquids. It gets thicker when it is pushed or pressed down. The cornflour is not actually dissolved in the water so when pressure is put on the mixture, the water molecules are pushed away. Other non-Newtonian liquids react in different ways to pressure. Tomato ketchup gets runnier if you shake it. If you whip cream for a long time, it gets thicker and thicker.

### Science Experiment

#### Cornflower Slime

How can you use the ingredients to make slime?

Be very careful when you add the water  
- make sure you pour it in slowly.

What happens as you add the water?

How does the slime feel to touch?

Is it a solid or a liquid?

## WELLBEING

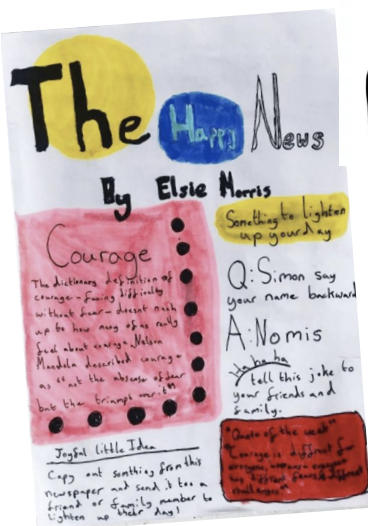
# THE HAPPY NEWS

BY EMILY COXHEAD®

A NEWSPAPER TO CELEBRATE ALL THAT'S GOOD IN THE WORLD...  
THE HAPPY NEWS IS A PLATFORM TO SHARE POSITIVE NEWS AND WONDERFUL PEOPLE

The Happy News is a fabulous resource to access during these difficult and uncertain times, as it shares uplifting, positive new stories from around the world.

The template on the next page can be used to report and illustrate your own positive news stories – have a look at some ideas below. Send us any you make, let's spread the joy! Enjoy!



## MAKE SOMEONE HAPPY



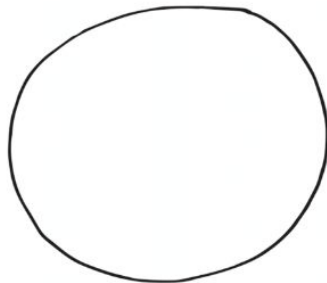
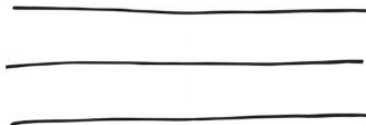

## WELLBEING

# THE HAPPY NEWS

By EMILY COXHEAD®

A NEWSPAPER TO CELEBRATE ALL THAT'S GOOD IN THE WORLD...  
THE HAPPY NEWSPAPER IS A PLATFORM TO SHARE POSITIVE NEWS AND WONDERFUL PEOPLE

Edited by: \_\_\_\_\_



Can you find some happy news stories and write/draw them above?

## WELLBEING

tiny POSITIVES  
or little things that  
COUNT today...

- \*
- \*
- \*
- \*
- \*
- \*

## YEAR 2 HOMEWORK

### Task 15: Creative writing

You tube  
'A Cloudy Lesson'

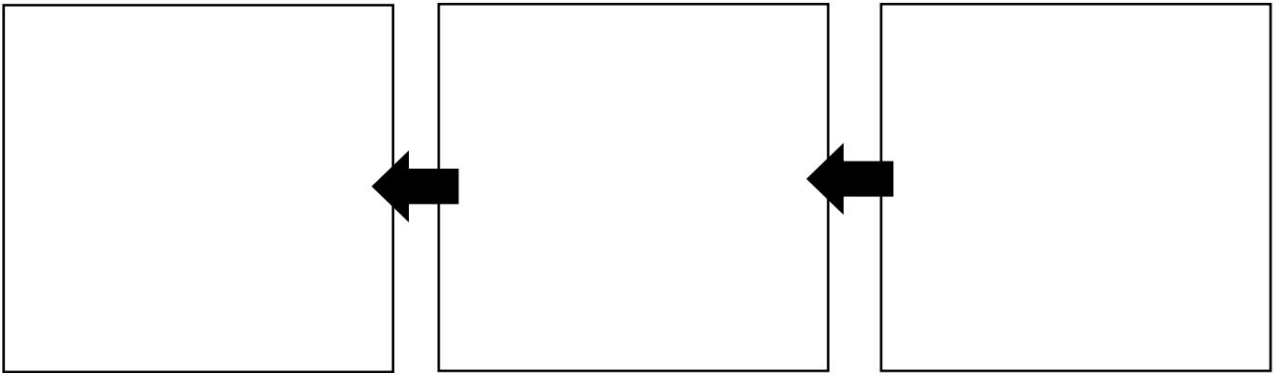
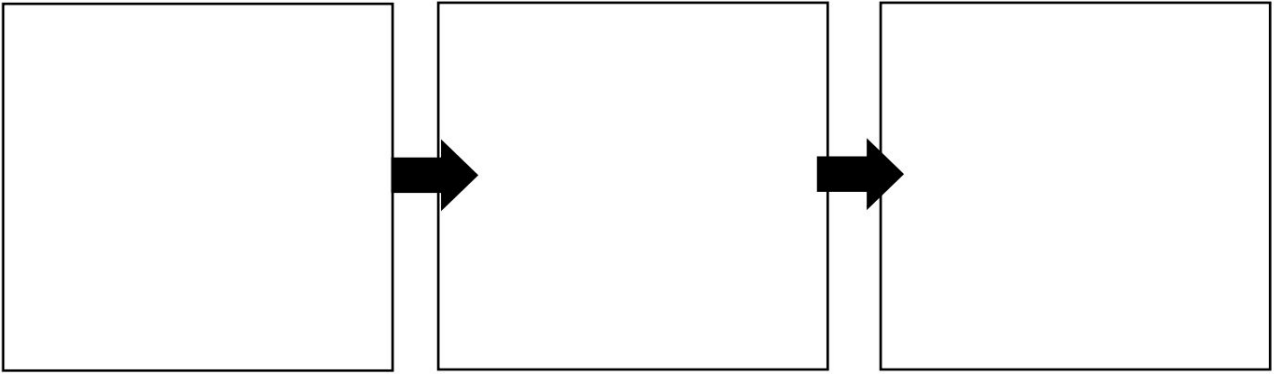


Watch this video

Retell this story of  
the boy learning  
how to make  
clouds with his  
grandfather.

List to include:

- ★ Double -ly sentence (*Slowly and calmly the boy opened his present.*)
- ★ 3A sentences
- ★ Subordinating conjunctions
- ★ Exclamation sentences
- ★ The correct PUNCTUATION!



<i>Temporal adverbials / openers</i>	<i>Adjectives</i>
<i>Past tense verbs</i>	<i>Other</i>

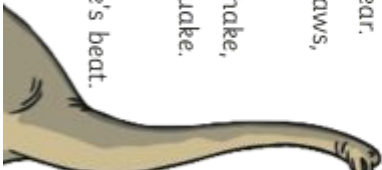
Adverbs,  
exclamation  
sentences etc.



### YEAR 2 HOMEWORK

# Roar

- 5 Stompi Stompi Went the feet,
- 12 Of the dinosaurs to the jungle's beat.
- 17 Crunch! Crunch! Went the jaws,
- 22 Of the many hungry dinosaurs.
- 26 Snap! Crack! Munching trees,
- 31 Breaking off branches with ease.
- 36 Screech! Screech! Came the sound,
- 41 Of dinosaurs above the ground.
- 46 Bang! Bang! A dinosaur fight;
- 52 Breaking rocks with all their might.
- 57 Crash! Boom! You could hear,
- 62 Volcanoes bursting far and near.
- 67 Scratch! Scratch! Went the claws,
- 72 Of tiny baby dinosaur paws.
- 78 Roar! Roar! They make you shake,
- 84 Just like a loud frightening quake.
- 89 Stompi Stompi Went the feet,
- 96 Of the dinosaurs to the jungle's beat.



#### Task 17: Poetry comprehension

1. What were the dinosaurs breaking in a fight?

---

---

---

2. Find and copy one word used in the text to describe the dinosaurs.

---

---

---

3. Why do you think that the poem is called 'Roar'?

---

---

---

4. Can you think of any other sounds that dinosaurs might have made?

---

---

---



# PHASE 2

## Task 18: GPS Quiz

### G.P.S Quiz

1. Read the sentence below.

Tick the punctuation mark that is missing.

**Kie woke up to a bright, frosty morning**

Tick one

Full stop

Exclamation mark

Comma

Question mark

2. Read the sentence below and circle two verbs.

**The bee landed on a flower which swayed under its weight.**

3. The sentence below is missing one comma.

Write the comma in the correct place.

**I enjoy reading dancing and karate.**

4. Read the sentence below,

Tick the correct option to complete the sentence.

**I will make biscuits \_\_\_\_\_ cakes tomorrow.**

Tick one

and

but

when

if

5. Read the sentence below and circle three adjectives.

**The sand was warm and the calm sea glittered beneath the bright sun.**

6. Read the sentences below. Explain why the underlined words use apostrophes.

**Tim's mum told him off. He had broken his mum's plate.**

---

---

---

---

7. Read the sentence below.

Tick the correct option to complete the sentence.

**We were \_\_\_\_\_ to Iceland this time last week.**

Tick one

flies

flying

fly

flew

8. Correct the following spellings

Shud → \_\_\_\_\_

Worter → \_\_\_\_\_

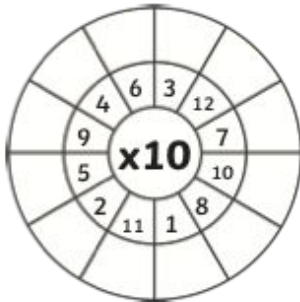
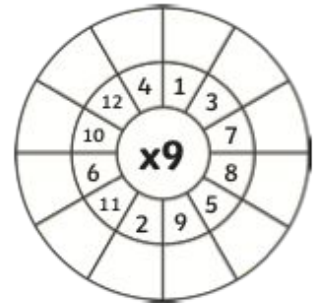
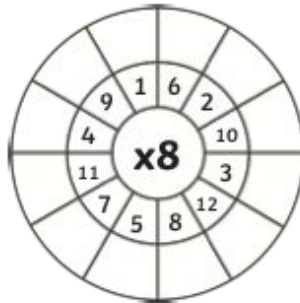
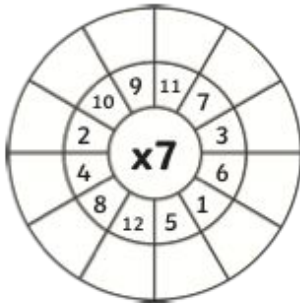
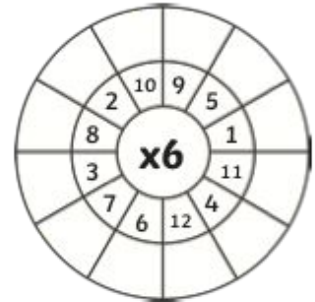
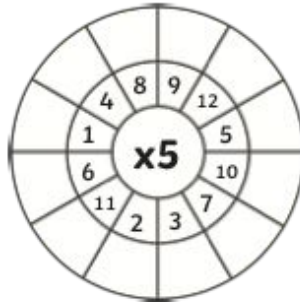
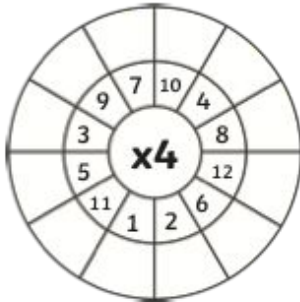
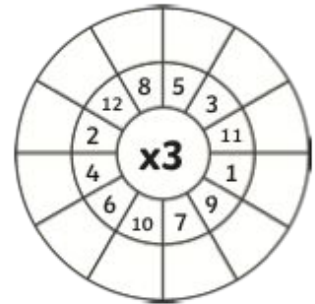
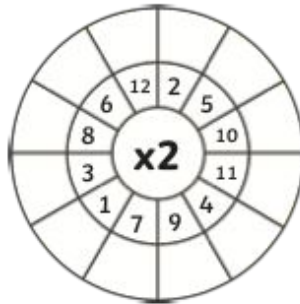
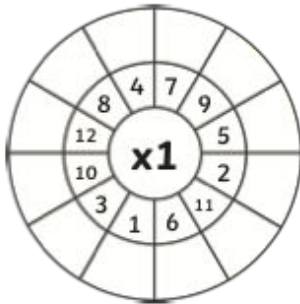
Inprove → \_\_\_\_\_

## YEAR 2 HOMEWORK

### Task 19: Maths Multiplication

## Multiplication Wheels

Multiply the numbers by the middle number.



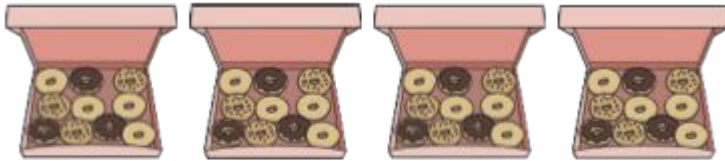
## YEAR 2 HOMEWORK

### Task 20: Ten Timestable Mastery

Football cards come in packs of 10.  
Luisa collected 5 packs. James collected 8 packs.  
Who had the most cards?  
How many cards did they have?



Complete the statements.



$$10 \times \underline{\quad} = \underline{\quad}$$

There are          doughnuts altogether.



$$\underline{\quad} = 10 \times \underline{\quad}$$

There are          candles in total.



$$\underline{\quad} \times \text{£}10 = \text{£} \underline{\quad}$$

There is          £ altogether.

True or false?

a) $2 \times 10$	>	$5 \times 10$
b) $10 \times 3$	=	$10 + 10 + 10$
c) $10 + 10$	=	$10 \times 1$
d) 100	<	$10 \times 10$
e) $10 \times 0$	<	$10 \times 8$

Choose from the numbers 1 to 9 to make these statements correct.

f) $10 \times \underline{\quad}$	>	$10 \times \underline{\quad}$
g) $10 \times \underline{\quad}$	=	$10 + 10$
h) $10 \times \underline{\quad}$	<	$10 \times 9$
i) $10 \times 7$	=	<u>        </u> $\times 10$