





YEAR 1 HOMEWORK

Phonics: These are the phonics digraph your child has learnt so far. Please practise reading words that contain these spellings, as well as writing words containing them too:

Phase 3 Phonics Mat				
	ch	sh	th	ng
				
ai	ee	igh	oa	oo
				
ow	ar	or	ur	oo
				
oi	ear	air	ure	er

Phase 5a Phonics Mat				
	ay	ou	ie	ea
				
oy	ir	ue	aw	wh
				
ph	ew	oe	au	ey
				
a-e	e-e	i-e	o-e	u-e

L.O.L:

- Read daily.
- Use Spelling Shed to practise spellings
- Complete the reading comprehension tasks.
- Complete the GPS and other phonics tasks
- Write your own story, lists, or fact-files.

Maths:

- Practice your times tables.
- Practice addition and subtraction sums.
- Practice your position and directions skills.
- Practice creating arrays.
- Use TT Rockstars to practise times tables

YEAR 1 HOMEWORK



Spelling Shed

All the children have been given accounts for **Spelling Shed** to access at school and at home (**log-in details are stuck inside the children's reading records**). They will be set their weekly spellings using this platform, which they can practice at home ready for their weekly spelling test. We look forward to seeing how they get on with this exciting, new programme.

<http://play.edshed.com>

Please note, spellings will be available from school if you are unable to access the account.

Assignments

Task

Year 5 & Year 6 UKS2 Full List
Due: 09/03/20 00:00



Details

Weekly spellings - silent letters
0/2 Due: 08/03/20 09:00



Details

Weekly spellings - silent letters

@MrsFS

★★★★★

Word

thumb

lambs

signed

kneel

whistle

bruised

crumbling

solemn

muscles

parliament

Click on **'More Lists'** to see full details of each spellings rule the children have been set. Click on **'Details'** to see the word list.

YEAR 1 HOMEWORK: MATHS

Addition is finding the total of two or more amounts.

Number Bonds to 10 - Practise the rhyme below!

0 and 10 we're off again!

1 and 9, Feeling fine.

2 and 8, Feeling great.

3 and 7, Down to Devon.

4 and 6, Really mix.

5 and 5, Swim and dive.

6 and 4, Knock on the door.

7 and 3, Time for tea.

8 and 2, That will do.

9 and 1, Nearly done.

10 and 0, You're my hero!

YEAR 1 HOMEWORK: MATHS

Number Bonds to 10 - complete the following sums.

1. $0 + \underline{\quad} = 10$

2. $1 + \underline{\quad} = 10$

3. $7 + \underline{\quad} = 10$

4. $8 + \underline{\quad} = 10$

5. $6 + \underline{\quad} = 10$

6. $2 + \underline{\quad} = 10$

7. $3 + \underline{\quad} = 10$

8. $4 + \underline{\quad} = 10$

9. $5 + \underline{\quad} = 10$

10. $9 + \underline{\quad} = 10$

YEAR 1 HOMEWORK: MATHS

Number Bonds to 20 - complete the following sums.

1. $10 + \underline{\quad} = 20$

2. $11 + \underline{\quad} = 20$

3. $19 + \underline{\quad} = 20$

4. $18 + \underline{\quad} = 20$

5. $16 + \underline{\quad} = 20$

6. $12 + \underline{\quad} = 20$

7. $13 + \underline{\quad} = 20$

8. $14 + \underline{\quad} = 20$

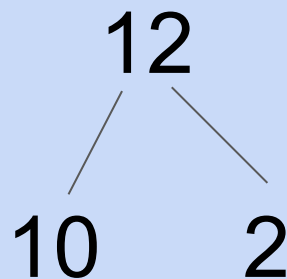
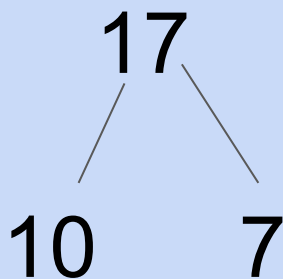
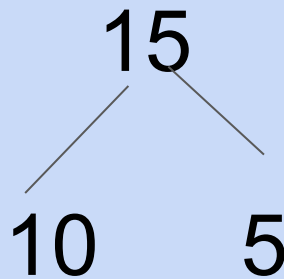
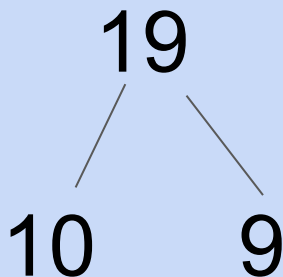
9. $15 + \underline{\quad} = 20$

10. $17 + \underline{\quad} = 20$

YEAR 1 HOMEWORK: MATHS

Partitioning numbers.

Please see the examples below.



YEAR 1 HOMEWORK: MATHS

Partition the following numbers.

1. 13

2. 11

3. 16

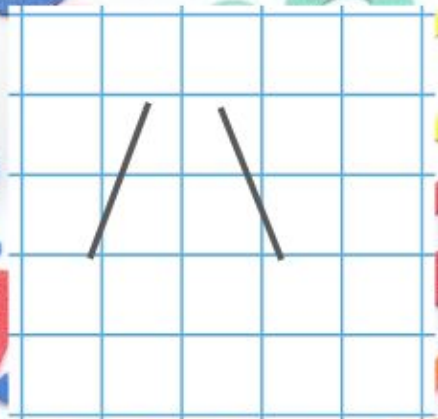
4. 19

5. 14

6. 18

7. 15

8. 17



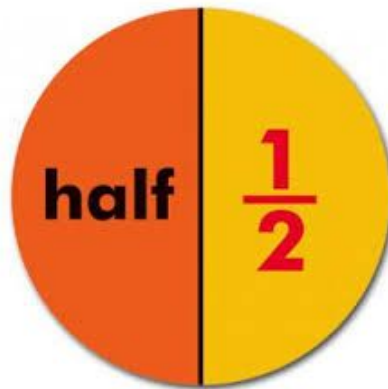
YEAR 1 HOMEWORK: MATHS

Write the numbers below as words.


1	2	3	4	5
6	7	8	9	10
11	12	13	14	15
16	17	18	19	20

YEAR 1 HOMEWORK: MATHS

A half is 1 of 2 equal parts.



What is $\frac{1}{2}$ of 10?



5 is half of 10.

YEAR 1 HOMEWORK: MATHS

A half is 1 of 2 equal parts.

A half is one of two equal parts.

Work out these sums with the dot method



$$6 \div 2 =$$

$$8 \div 2 =$$

$$10 \div 2 =$$

$$12 \div 2 =$$

$$14 \div 2 =$$

$$16 \div 2 =$$

$$18 \div 2 =$$

$$20 \div 2 =$$

YEAR 1 HOMEWORK: MATHS

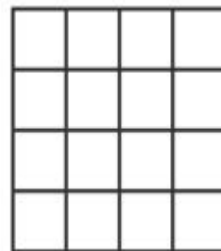

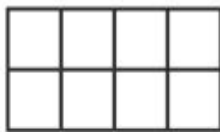

A quarter is 1 of 4 equal parts.



$$\frac{1}{4}$$

A quarter is one of four equal parts.

You need to shade in a quarter of these shapes.













YEAR 1 HOMEWORK: MATHS

Practice counting in 10s to 100.



















YEAR 1 HOMEWORK: PHONICS

Daily retrieval: Read through the phase 3 sounds and phase 5.

<u>Phase 3</u> <u>Phonics Mat</u>				
	ch	sh	th	ng
				
ai	ee	igh	oa	oo
				
ow	ar	or	ur	oo
				
oi	ear	air	ure	er

YEAR 1 HOMEWORK: PHONICS

Daily retrieval: Read through the phase 3 sounds and phase 5.

Phase 5a Phonics Mat				
	ay	ou	ie	ea
				
oy	ir	ue	aw	wh
				
ph	ew	oe	au	ey
				
a-e	e-e	i-e	o-e	u-e

YEAR 1 HOMEWORK: PHONICS

Daily practice of tricky troll words.

what

looked

some

very

some

don't

Mr.

about

their

could



your

people

oh

house

old

Mrs.

by

I'm



YEAR 1 HOMEWORK: PHONICS

Daily practice of fairy words.

back

it's

went

from

help

just

children

off

day

good



how

away

came

out

saw

made

if

did




YEAR 1 HOMEWORK: PHONICS

Teach

ou

—




"ou, ou, look out, bears about!"

Practice saying the sound and matching caption action.

"Ou, ou look out bears about!"

Can you read the words with the sound in it?

Practice

loud	sound	hound
mouth	pound	

Practice



1



2



Can you write the words with the sound in it?

Remember to add your zips and buttons.

YEAR 1 HOMEWORK: PHONICS

Teach

ir
—




"ir, ir, girl with a curl!"

Practice saying the sound and matching caption action.

"Ir, ir girl with a curl!"

Can you read the words with the sound in it?

Practice

<i>girl</i>	<i>whirl</i>	<i>swirl</i>
<i>first</i>	<i>bird</i>	

Practice

model



Independen




Can you write the words with the sound in it?

Remember to add your zips and buttons.

YEAR 1 HOMEWORK: PHONICS


Teach

ea



This digraph makes a long vowel sound. But, it can also make a short vowel sound 'ea' as in head.

"ea, ea, eat your peas!"




Practice saying the sound and matching caption action.

"Ea, ea eat your peas!"

We previously learnt the ee sound - ee, ee what shall I see!


Teach

ea



"ea, ea, eat your peas!"

ee



"ee, ee, what shall I see?"

cheap

clean

season


dream

feet

sheet

cheek

seed



Practice



1



2



Can you write the words with the sound in it?

Remember to add your zips and buttons.


YEAR 1 HOMEWORK: PHONICS

Read the following letter, then answer the questions!

Dear Merlin,

I want to tell you all about my dance class! I think you would love it. All the girls and boys line up and when the music starts to play, we twirl and whirl! You should see the way my skirt swirls around as I dance!

Yesterday, a bird flew into the hall as we were learning our dance! The bird flapped and chirped, and made the hall very dirty. The bird even made the teacher's shirt dirty! "Look at your shirt, sir!" said one of the girls. It was very funny.



I hope you will come and see our swirly dance when it is finished!

Lots of love, Shirley x



YEAR 1 HOMEWORK: PHONICS

Questions

1. Find and copy four words with the 'ir' sound.

_____	_____
_____	_____

2. What flew into the hall while the children were dancing?

3. Who is Shirley writing to?

4. Finish the sentence.

All the _____ and boys line up and
when the music starts to play, we _____
and _____ !

YEAR 1 HOMEWORK: PHONICS

Now let's check your answers!

Answers

1. Find and copy four words with the 'ir' sound.

Answers may include: girls, twirl, whirl, skirt, swirls, bird, chirped, dirty, shirt, sir, swirly, Shirley.

2. What flew into the hall while the children were dancing?

A bird flew into the hall while the children were dancing.

3. Who is Shirley writing to?

Shirley is writing to Merlin.

All the **girls** and boys line up and when the music starts to play, we **twirl** and **whirl**!

YEAR 1 HOMEWORK: PHONICS

Read the following information poster, then answer the questions!



YEAR 1 HOMEWORK: PHONICS

Celebrating the NHS

Questions

1. What do the letters NHS stand for? Tick one.
 - ☐ National Health Service
 - ☐ National Help Service
 - ☐ National Help and Support
2. When did the NHS begin? Tick one.
 - ☐ 1940
 - ☐ 1948
 - ☐ 1952
3. Who works for the NHS? Tick one.
 - ☐ teacher
 - ☐ farmer
 - ☐ cleaner
4. What have children put in their windows? Tick one.
 - ☐ cats
 - ☐ rainbows
 - ☐ cars
5. How have people been celebrating? Tick one.
 - ☐ clapping
 - ☐ flying
 - ☐ eating

YEAR 1 HOMEWORK: PHONICS

Now let's check your answers!

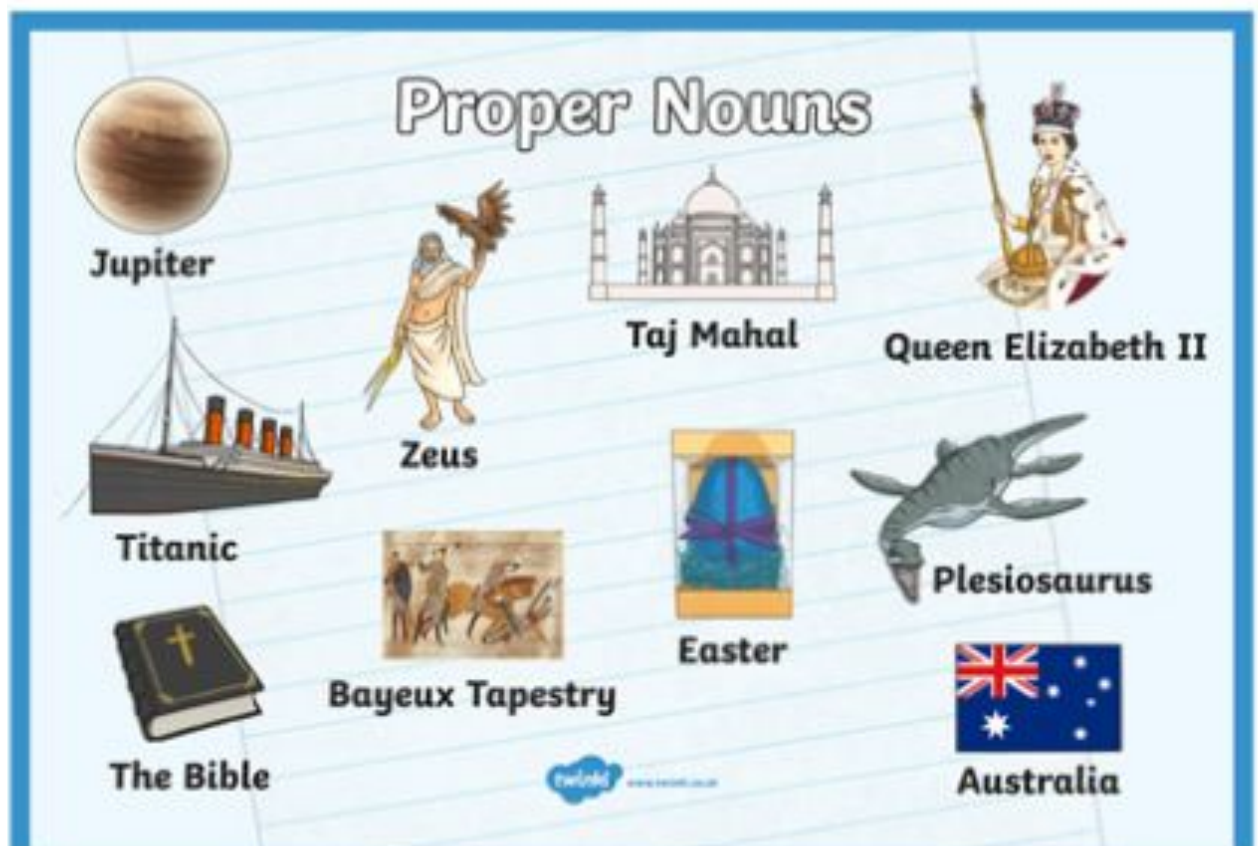
Answers

1. What do the letters NHS stand for? Tick one.
 - ☒ **National Health Service**
 - ☐ National Help Service
 - ☐ National Help and Support
2. When did the NHS begin? Tick one.
 - ☐ 1940
 - ☒ **1948**
 - ☐ 1952
3. Who works for the NHS? Tick one.
 - ☐ teacher
 - ☐ farmer
 - ☒ **cleaner**
4. What have children put in their windows? Tick one.
 - ☐ cats
 - ☒ **rainbows**
 - ☐ cars
5. How have people been celebrating? Tick one.
 - ☒ **clapping**
 - ☐ flying
 - ☐ eating

YEAR 1 HOMEWORK: L.O.L.

A **proper noun** is the name of a person or a place.

They always start with a capital letter!



YEAR 1 HOMEWORK: L.O.L.

Write a sentence about each of these pictures using a proper noun.

CHALLENGE: Can you add an interesting adjective?



YEAR 1 HOMEWORK: L.O.L.



YEAR 1 HOMEWORK: L.O.L.

Write a sentence about each of these book characters using a proper noun. Can you make your sentence interesting by adding different adjectives?



YEAR 1 HOMEWORK: L.O.L.



YEAR 1 HOMEWORK: L.O.L.

A 2A sentence has two adjectives before the noun, separated by a comma.

Can you underline the adjectives in this sentence?

The children were eating the cold, delicious ice cream in the sunshine.

YEAR 1 HOMEWORK: L.O.L.

Write a 2A sentence about these pictures.
Remember to add a comma between your adjectives.



YEAR 1 HOMEWORK: L.O.L.



YEAR 1 HOMEWORK: L.O.L.



YEAR 1 HOMEWORK: L.O.L.



YEAR 1 HOMEWORK: L.O.L.



YEAR 1 HOMEWORK: L.O.L.

A verb is a doing or being word.

Write a sentence using verbs to describe what the people are doing in the pictures.



YEAR 1 HOMEWORK: L.O.L.



YEAR 1 HOMEWORK: L.O.L.



YEAR 1 HOMEWORK: L.O.L.

An **adverb** is a doing or a being word.

Can you underline the adverbs in these sentences?

The children are happily
skipping together.

George decided to quickly eat
his vegetables.

YEAR 1 HOMEWORK: L.O.L.

Write a sentence, using an adverb, to describe what is happening in the pictures.



YEAR 1 HOMEWORK: L.O.L.



YEAR 1 HOMEWORK: L.O.L.



YEAR 1 HOMEWORK: L.O.L.

A temporal adverbial is at the beginning of a sentence, to show the passing of time or the sequence of events.

meanwhile first last
next then finally
eventually this evening
last week after a
while soon afterwards

YEAR 1 HOMEWORK: L.O.L.

Using **temporal adverbials** you are going to write down your daily routine.
