






RECEPTION HOMEWORK- PACK 9

Phonics: These are the phonics sounds your child has learnt so far. Please practise reading words that contain these spellings, as well as writing words containing them too:

						
a	b	c	d	e	f/ff	g
						
h	i	j	k	ck	l/ll	m
						
n	o	p	qu	r	s	ss
						
t	u	v	w	x	y	z/zz

Phase 3 Phonics Mat				
	ch	sh	th	ng
				
ai	ee	igh	oa	oo
				
ow	ar	or	ur	oo
				
oi	ear	air	ure	er

Reading/Writing:

- ❖ Read daily
- ❖ Use Spelling Shed to practise spellings
- ❖ complete reading tasks
- ❖ Complete the GPS and other phonics tasks
- ❖ Complete spellings
- ❖ Write an

Maths:

- ❖ Money
- ❖ Length
- ❖ Size
- ❖ Weight

RECEPTION HOMEWORK- PACK 9

We expect all pupils to read daily, as well as use TT Rockstars and Spelling Shed. I have listed some useful websites you can access at home and some ideas for activities to support your child's learning if you have completed all the tasks. You can refer to Geraldine the Giraffe on youtube as a reference linked to the new sounds the children will be learning. You can have a look at other sounds too.

Enjoy reading lots of stories, poems and nonfiction texts together, as well as singing songs and rhymes. Support your child in sounding out unknown words and blending the sounds accurately to read.

Encourage them to recognise repeated words on sight and the common high frequency words for their phase (Tricky Troll and Fairy Words).



Useful Websites:

www.phonicsplay.co.uk

www.ictgames.com/literacy.html

www.topmarks.co.uk/english-games/5-7-years/letters-and-sounds

www.oxfordowl.co.uk



RECEPTION HOMEWORK- PACK 9



Spelling Shed

All the children have been given accounts for **Spelling Shed** to access at school and at home (**log-in details are stuck inside the children's reading records**). They will be set their weekly spellings using this platform, which they can practice at home ready for their weekly spelling test. We look forward to seeing how they get on with this exciting, new programme.

<http://play.edshed.com>

Please note, spellings will be available from school if you are unable to access the account.

Assignments

Task

Year 5 & Year 6 UKS2 Full List
Due: 09/03/20 00:00



Egg

Details

Weekly spellings - silent letters
0/2 Due: 08/03/20 09:00



Egg

Details

Weekly spellings - silent letters

@MrsFS

★★★★★

Word

thumb

lambs

signed

kneel

whistle

bruised

crumbling

solemn

muscles

parliament

Click on **'More Lists'** to see full details of each spellings rule the children have been set. Click on **'Details'** to see the word list.

RECEPTION HOMEWORK- PHONICS

Sound Review:

What phonemes do these graphemes make?
Show you teacher their matching caption action.

a	o	g	i	s	k	m
p	d	c	t	n	u	ff

e	r	h	f	b	y	l
ll	z	w	j	x	zz	

RECEPTION HOMEWORK- PHONICS

Sound Review:

What phonemes do these graphemes make?
Show you teacher their matching caption action.

ch

—

oa

—

ai

—

th

—

ee

—

sh

—

or

—

qu

—



oo

—

er

—

ur

—



ow

—

Sound Review:

What phonemes do these graphemes make?
Show you teacher their matching caption action.

oi

—

ar

—

ng

—



oo

—

igh

—

ck

—

RECEPTION HOMEWORK- PHONICS

Fairy Words: Phase 2.

as

will

get

dad

had

mum

not

this

him

will

that



Retrieval

Fairy words we can sound out, spot the digraphs.

1. that
2. th-a-t=that

Fairy Words: Phase 2.

up

and

can

big

in

on

an

not

is

at

if



Fairy Words: Phase 2.

them

with

then

now

RECEPTION HOMEWORK- PHONICS

Retrieval

Tricky Troll Words:

you

all

are



her

said

like

have

come

he

they

my

Tricky Troll Words:

to

be

I



no

go

me

was

the

we

love

into

Trick word
chants-Remember use
letter names

1. I say "the word
were is spelt
w-e-r-e"
2. We say "the
word as is spelt
a-s"
3. You say -: They
say "The word
as is spelt a-s"

Tricky Troll Words:

do

so


some



there

were

RECEPTION HOMEWORK- PHONICS



m


MUNCH

Written and Illustrated by Emma McCann

"m, m, munch, munch!"


Practise saying the sound, then writing it down in neat, cursive handwriting.

Practice



RECEPTION HOMEWORK- PHONICS


Teach



"d, d, dig, dig!"

Practise
saying the
sound, then
writing it
down in
neat,
cursive
handwriting.

Practice



RECEPTION HOMEWORK- PHONICS

Teach



Nick Sharratt
**Octopus
Socktopus**




Pull the
tabs and
lift the
flaps!

"o, o, Octopus Socktopus!"

Practise
saying the
sound, then
writing it
down in
neat,
cursive
handwriting.

Practice



The Rockin' Round letters


lead up, rock
back, loop
round, lead on



RECEPTION HOMEWORK- PHONICS

Teach


g



"g, g, Gruff the Grump!"

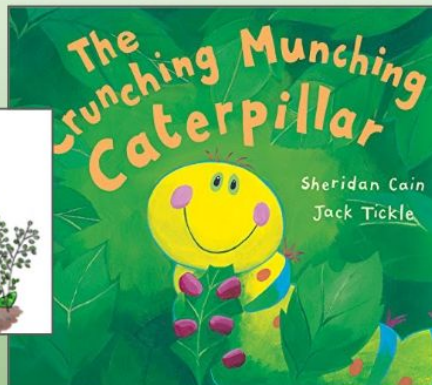

Practise
saying the
sound, then
writing it
down in
neat,
cursive
handwriting.

Practice



RECEPTION HOMEWORK- PHONICS


Teach



"c, c, crunching caterpillar!"


Practise
saying the
sound, then
writing it
down in
neat,
cursive
handwriting.

Practice



RECEPTION HOMEWORK- PHONICS

Teach



"k, k, ketchup on your cornflakes!"


Practise
saying the
sound, then
writing it
down in
neat,
cursive
handwriting.

Practice



RECEPTION HOMEWORK- PHONICS


Teach



"r, r, rrrrrrrrrrrrrrr!"

Practise saying the sound, then writing it down in neat, cursive handwriting.


Practice



“Lead up, drop down,
back up, lead on with a
hat.”

RECEPTION HOMEWORK- PHONICS

Teach



"e, e, egg drop!"

Practise
saying the
sound, then
writing it
down in
neat,
cursive
handwriting.


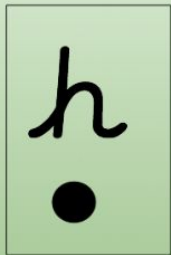
Practice



"Lead up,
loop-de-loop, lead on"

RECEPTION HOMEWORK- PHONICS


Teach



"h, h, I want my hat back!"

Practise
saying the
sound, then
writing it
down in
neat,
cursive
handwriting.

Practice





"Lead up, ascend
three quarters, drop
down, over the hill,
lead on."



RECEPTION HOMEWORK- PHONICS


Teach



"b, b, baby brains!"

Practise
saying the
sound, then
writing it
down in
neat,
cursive
handwriting.

Practice















"Lead up, ascend
three quarters, drop
down, pop, lead on."



RECEPTION HOMEWORK- PHONICS

Write a word to match the picture.

 <div><div></div><div></div><div></div></div>	 <div><div></div><div></div><div></div></div>
 <div><div></div><div></div><div></div></div>	 <div><div></div><div></div><div></div></div>
 <div><div></div><div></div><div></div></div>	 <div><div></div><div></div><div></div></div>

 <div><div></div><div></div><div></div></div>	 <div><div></div><div></div><div></div></div>
 <div><div></div><div></div><div></div></div>	 <div><div></div><div></div><div></div></div>
 <div><div></div><div></div><div></div></div>	 <div><div></div><div></div><div></div></div>

RECEPTION HOMEWORK- PHONICS

I Spy and Read

Draw a line to the matching picture when you have read each word.

sock



10



net



sack



pen

neck



mug

tick



red



Challenge: Can you spell a word to match one of the other pictures?

RECEPTION HOMEWORK- PHONICS

Match the picture to the caption.



pat a
dog



a cat in
a hat



a sad
man



a pin on
a map



pots and
pans



dad and
nan















a nap in
a cot



a kid in
a cap

RECEPTION HOMEWORK- PHONICS

Practice segmenting, blending and writing the CVC words below.

<p>v a n</p> 	<p>j a m</p> 	<p>m a p</p> 
<p>h a t</p> 	<p>m a t</p> 	<p>t a p</p> 
<p>b a g</p> 	<p>m a n</p> 	<p>c a t</p> 
<p>p a n</p> 	<p>c a p</p> 	<p>b a t</p> 

RECEPTION HOMEWORK- PHONICS

Write the words to match the pictures.







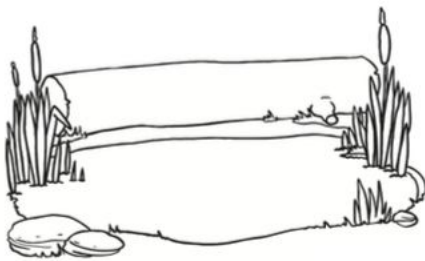


RECEPTION HOMEWORK- PHONICS


Animal Early Reading Comprehension Activity

Read the sentence. Add the information to the picture.


Six frogs sit on a log.



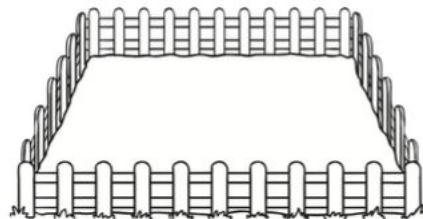
The dog is green.



A cat is in the tree.



Three pigs sat in the pen.



RECEPTION HOMEWORK- SPELLING

Teach

LOOK / COVER / WRITE / CHECK



went went went went

- Cover the word with your hand
- Write the word again on the line (no peeking!)
- Then, check you spelt the word correctly. Repeat x 3

Introduce each word 1 at a time. When the word is on the board say the following for the chants:

1. "I say the word as is spelt a-r-e"
2. "We say the word as is spelt a-r-e"
3. You say (choose 1 child) : They say "The word as is spelt a-r-e"

Then, remove the word and children write the word 3 times. Repeat for each word shown in yellow below.

Your turn:

go

I

into

Adult to chant spelling word from today's words focusing on one at a time and children to write them, Then, independently the children need to look/cover/write/check x 3 on the same line. After each word, adult to show children the correct spelling of the word and they can mark their work.

RECEPTION HOMEWORK: WRITING

Verb - A verb is a doing or being word

Look at the picture below and name as many verbs as you can see. Who can see the most?



RECEPTION HOMEWORK- WRITING

Verb - A verb is a doing or being word

Write the verbs below.



run

clap

blink

point



RECEPTION HOMEWORK- WRITING

Verb - A verb is a doing or being word

Use your phonics to write the verb that matches each picture below.

Remember to write in neat, cursive handwriting.



_____ing



_____ing




_____ing

RECEPTION HOMEWORK: WRITING

Extension - Use your phonics to write a sentence using each picture below. For example: The **girl** is **drinking**.

Can you add an adjective too? For example: The **fun** **boy** is **jumping**.



RECEPTION HOMEWORK- WRITING

Noun phrase - A noun phrase is a noun and an adjective.

This is Bert the giant.

He likes eating worm and
jam sandwiches and
reading.

Talk about the noun phrases
you would use to describe
what he looks like.



RECEPTION HOMEWORK- WRITING

Noun phrase - A noun phrase is a noun and an adjective.
Noun phrase examples:

Gigantic nose

Worn top

Kind grin



Sharp ears

Thick nails


Big tooth

RECEPTION HOMEWORK: WRITING



Now you can write your own character description of Bert the giant.

Draw a picture of Bert and write at least four noun phrases to describe him.



RECEPTION HOMEWORK- WRITING

We can extend the noun phrases to make sentences:

Gigantic nose



He has a gigantic nose.

Worn top



He has a worn top.

Kind grin



He has a kind grin.



RECEPTION HOMEWORK: WRITING

Sentence- A sentence is one idea that starts with a capital letter and ends with a fall stop.

You are going to write some sentences describing Bert the giant using the noun phrases you have created.

RECEPTION HOMEWORK- WRITING



We're Going on a Bear Hunt

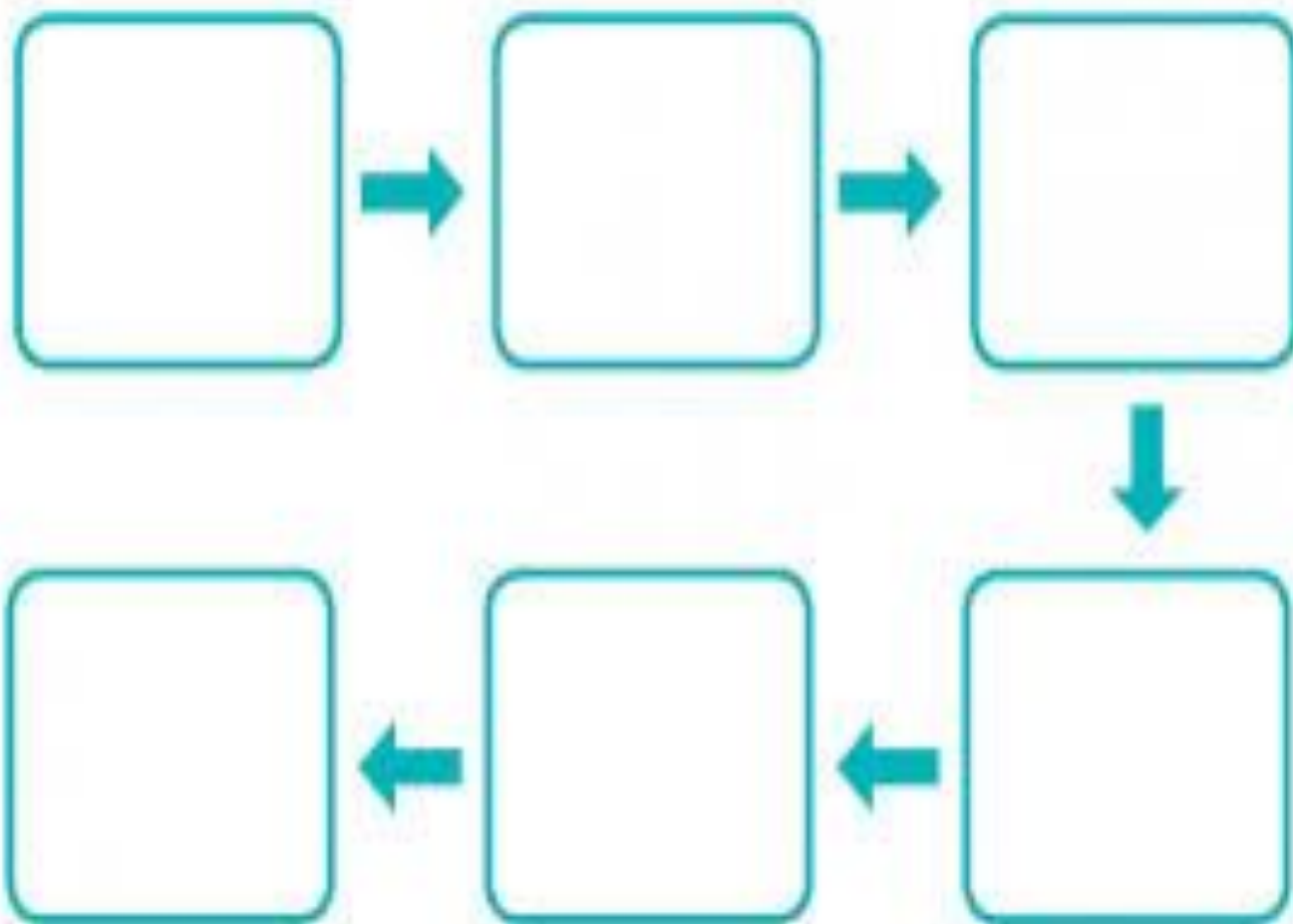
You are going to create your very own story map to retell the story using pictures.
You can use *We're Going on a Bear Hunt* or one of your choice.

But first, we need to remember the order of the places the family visit. Place the pictures in order of where they go below.



RECEPTION HOMEWORK- WRITING

STORY MAP



RECEPTION HOMEWORK- MATHS

Practice counting to 20, so that you are able to do this fluently and independently.



RECEPTION HOMEWORK- MATHS

Working with an adult, ask them to say a number and you then colour in the correct number.

1	2	3	4	5
6	7	8	9	10
11	12	13	14	15
16	17	18	19	20



RECEPTION HOMEWORK- MATHS



Complete the number sequences, by placing the correct number in the spaces.





RECEPTION HOMEWORK- MATHS

Superhero: Missing Number Activity Sheet 1-20

	1		3	4			7	8		10	
	11	12			15	16		18		20	

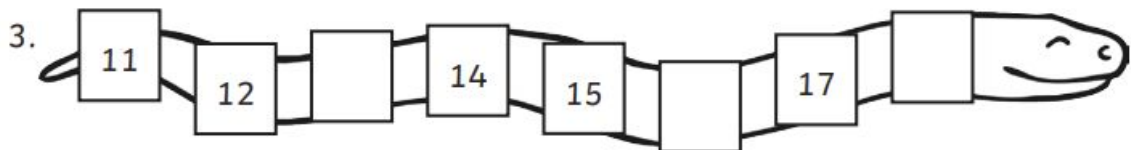
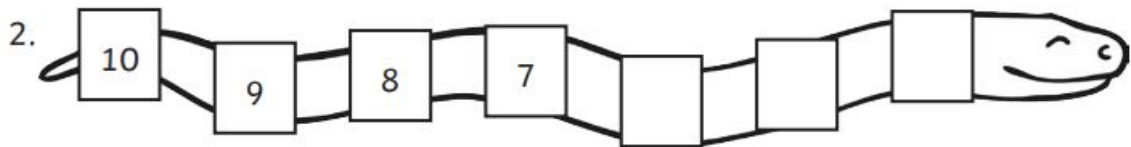
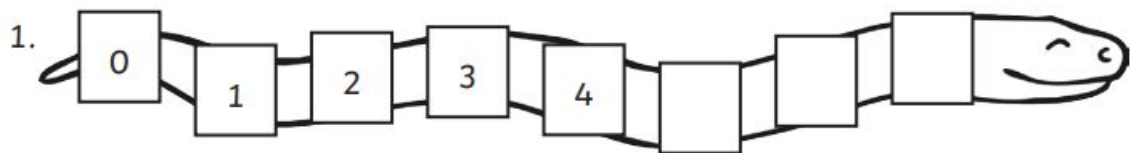
	1	2		4	5		7		9		
		12	13	14		16	17		19		

		2	3		5		7		9	10	
			13	14		16	17	18	19		

RECEPTION HOMEWORK- MATHS

Sequence Snakes

Can you work out the missing numbers from these sequence snakes?



RECEPTION HOMEWORK- MATHS

Join the dots to reveal the full picture!

