

YEAR 2 HOMEWORK - Pack 8

Whilst school is closed we have planned a variety of homework tasks for your child to complete. The tasks are designed to be completed over several days, and we also expect all pupils to read daily, as well as use TT Rockstars and Spelling Shed.

Year 2 Common Exception Words

| | | | | | | |
|-----------|-----------|-----------|---------|---------|--------|-------|
| after | child | every | half | move | plant | whole |
| again | children | everybody | hold | Mr | poor | who |
| any | Christmas | eye | hour | Mrs | pretty | wild |
| bath | class | fast | improve | old | prove | would |
| beautiful | climb | father | kind | only | should | |
| because | clothes | find | last | parents | steak | |
| behind | could | floor | many | pass | sugar | |
| both | cold | gold | mind | past | sure | |
| break | door | grass | money | path | told | |
| busy | even | great | most | people | water | |

twinkl

Task 1:

Continue to practice your spellings of your common exception words in your best handwriting.

Remember: look, cover, write, check.

Task 2:

Write 5 different sentences using your common exception words.

Task 2:

Continue to play TT Rockstars to improve your recall of your multiplication facts.

Can you improve your time per second answered?





YEAR 2 HOMEWORK

Handwriting practice lines consisting of multiple sets of three horizontal lines (top, middle, and bottom) for writing practice.

YEAR 2 HOMEWORK

Task 3

Practice these words in cursive handwriting..

Spelling rule: Split diagraph. a-e

made

came

same

take

safe

date

lake

these

theme

complete

YEAR 2 HOMEWORK

Task 4:

Continue to play Spelling Shed to practice your spellings set by your teacher.



All the children have been given accounts for Spelling Shed to access at school and at home (**log-in details are stuck inside the children's reading records**). They will be set their weekly spellings using this platform, which they can practice at home ready for their weekly spelling test. We look forward to seeing how they get on with this exciting, new programme.

<http://play.edshed.com>

Please note, spellings will be available from school if you are unable to access the account.

Assignments

Task

Year 5 & Year 6 UKS2 Full List

Due: 09/03/20 00:00



Egg

[Details](#)

Weekly spellings - silent letters

0/2 Due: 08/03/20 09:00



Egg

[Details](#)

Click on '**More Lists**' to see full details of each spellings rule the children have been set. Click on '**Details**' to see the word list.

YEAR 2 HOMEWORK

Task 5

Research a fiction or non-fiction book related to the new theme 'The Wild West'. Then write a book review and blurb based on your book.

Key words for your search



YEAR 2 HOMEWORK

My Book Review

Title: _____

Author: _____

Did you like the book?

Rate the book by colouring in the stars.



What was your favourite part?


Draw your favourite scene from the book.




YEAR 2 HOMEWORK

Task 6 -

When reading at home here is a grid of activities or ideas to try.



| | | | | |
|--|--|--|--|--|
| Write a diary entry as one of the characters in a book you are reading | Draw a new front cover for one of your favourite books | Design an outfit you think one of the characters would like to wear | Write a book review about the last book you read | You are hiring a character from the book you are reading. Can you create a job application poster? |
| Create an estate agent poster for a setting in the story | Create a new hero in a book | Identify 5 unfamiliar words in the text and find out their meaning | Write a letter to your favourite character of a book | Paint a picture of your favourite setting of a story |
| Choose a character from your book - if you could give them a gift, what would it be and why? | Change the problem that happens in the story | Write a letter to your favourite author | Go on a synonym hunt of your favourite book | Change the setting of the book you are reading |
| Identify 6 adjectives in the story you are reading | Create a fact file all about your favourite author | Write down 10 words you think best describe a story that you have read | Create a new villain for your story | Write down 5 questions that you could answer about the story. |



Tell a family member all about the book you are currently reading.

What is your favourite part so far and why?

YEAR 2 HOMEWORK

Task 7:
Complete the following
maths challenges.

Multiplication and Division Challenge Cards



Multiplication and Division

1

How many multiplication and division sentences can you write using the numbers:

5

30

6

- Can you draw an array to match what you have written?
- Can you write a word problem for one of the sentences?

Multiplication and Division

2

Matilda says multiplication can be done in any order, but division cannot. Is she right?


Can you give a reason for your answer, using number sentences or pictures?



Multiplication and Division

3

Can you write a multiplication and a division sentence for what you see here?



Multiplication and Division

4

Can you write a multiplication and a division sentence for what you see here?



Multiplication and Division

5

If $10 \times 5 = 50$

then $5 \div 10 = 50$

Do you agree?

Give a reason for your answer.

YEAR 2 HOMEWORK

Multiplication and Division

6

Can you fill in the gap?


$$10 \times 2 = 5 \times \square$$

Can you write a similar sentence for a friend?

Multiplication and Division

7

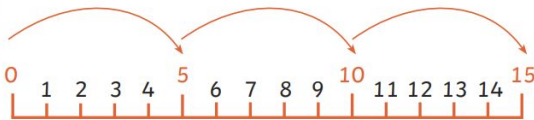
How many multiplication and division sentences can you write for this array?



Multiplication and Division

8

What number sentences can you write for what you see on the number line?



Multiplication and Division

9

Zahid says if he multiplies an odd number by an odd number, the answer will be even.

What do you think?
Back up your answer
with evidence.



Multiplication and Division

10

How can I get an odd answer when I multiply?



Explore, and explain
your thinking.

Multiplication and Division

11

How quickly can you finish this pattern?


$$1 \times 5 = 5$$

$$2 \times 5 = 10$$

Can you also say the facts as divisions?

YEAR 2 HOMEWORK

Task 8: Writing 1



CHALLENGE:

Retell the story 'THE THREE JAVELINAS' - story on YOU TUBE

Use the following link: <https://www.youtube.com/watch?v=JbUQpUKinKA>



Think about:

- Who the characters are
- Writing the events in the correct order
- How does the story end?

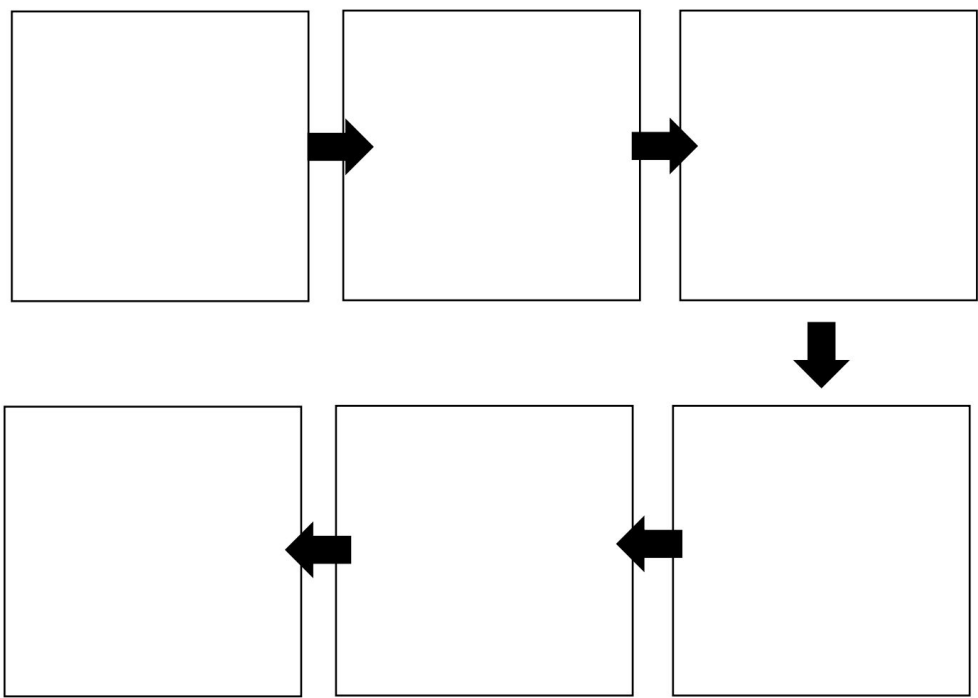


Success Criteria (add your own):

- Adjectives for the character and setting
- Interesting verbs (walked, strolled, scuttled...)
- Adverbs (happily, lazily...)
- Conjunctions
-
-
-



YEAR 2 HOMEWORK



| | |
|--------------------------------------|-------------------|
| <i>Temporal adverbials / openers</i> | <i>Adjectives</i> |
| <i>Past tense verbs</i> | <i>Other</i> |



YEAR 2 HOMEWORK

Handwriting practice lines for Year 2 homework. The page contains 10 sets of horizontal lines, each consisting of a solid top line, a dashed middle line, and a solid bottom line, providing a guide for letter height and placement.


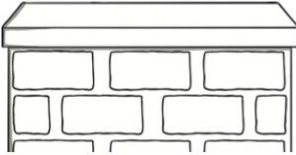
YEAR 2 HOMEWORK

Task 9: Uplevel the sentence

First, add the missing punctuation to this sentence:

the cat sat on the wall

Next, think of some adjectives to describe the cat and the wall:

| cat | wall |
|---|--|
|  |  |

After that, answer this question. Use the linking word 'because' in your answer.

Why was the cat sitting on the wall?

YEAR 2 HOMEWORK

Task 9: Writing sort these adjectives

| | | | | | |
|-----------|----------|----------|-----------|--------|------------|
| afraid | elegant | glum | large | scary | tearful |
| amused | enormous | gorgeous | merry | short | terrifying |
| beautiful | fearful | handsome | miniature | small | thin |
| cheerful | gigantic | haunted | minute | smart | tiny |
| creepy | glad | huge | miserable | spooky | upset |
| cute | gloomy | jolly | pleased | tall | wide |

Sort the above adjectives into the correct boxes below.

| | | |
|-------------|-------------|-------------|
| Happy Words | Small Words | Nice Words |
| Sad Words | Big Words | Scary Words |

YEAR 2 HOMEWORK

Task 10 : Place and Time The Wild West

What do you see in these pictures? Write as many adjectives as you can...



Native American 'Indian'



Cowboy



YEAR 2 HOMEWORK

Task 11: Place and Time
Compare the Cowboy and the Indian

Write a few sentences to compare the characters. Use the sentence starters below



Both the Cowboy and the Indian have....

The Cowboy and the Indian are alike because...

The Indian has.... But the Cowboy has....

The Cowboy and the Indian are different because...

What is the same?


What is different?

YEAR 2 HOMEWORK

Task 11: Place and Time
Compare the Cowboy and the Indian

Design Your Own Cowboy Boots

























Directions: Color and decorate the cowboy boots.



YEAR 2 HOMEWORK

Task 12: Oracy and writing

My Pirate Storyboard

| |  |  |  |  |  |  |
|-----------|---|---|---|---|---|---|
| Key word | frightening | funny | crazy | lonely | mystery | stranger |
| Setting |  |  |  |  |  |  |
| Character |  |  |  |  |  |  |
| Prop |  |  |  |  |  |  |

It's really important that you can use your amazing imagination and tell stories. Using a dice create your own story. Throw a dice to select the setting, characters and props. After you have told your story to a family why not write it.

YEAR 2 HOMEWORK

Task 13 - word
search

Common Exception Words

b b b d e f a t h e r l
e p a t h r s t c v w x
a z t b c d e f l p i j
u l h n o p q r a a u v
t x y z a g r a s s g h
i j k l m n o p s s s t
f v w x l z a b c d e f
u h i p a s t n o p q r
l t u v s x y z a l c d
e f a s t j k l m a o p
q r s t u v w x y n a b
a f t e r h i j k t m n

beautiful
after
fast
last

past
father
class
grass

pass
plant
path
bath

YEAR 2 HOMEWORK

Task 14: Science - Healthy Eating

Create a healthy meal plate using the different food groups. Use the poster to inspire you and the template on the next page.

Eatwell Guide

Check the label on packaged foods

Each serving (150g) contains

| Energy | Fat | Saturated | Sugars | Salt |
|-------------------|------|-----------|--------|------|
| 1046kJ 250kcal | 3.0g | 1.3g | 34g | 0.9g |
| | LOW | LOW | HIGH | MED |
| 13% | 4% | 7% | 38% | 15% |

of an adult's reference intake

Typical values (as sold) per 100g: 697kJ/ 167kcal

Choose foods lower in fat, salt and sugars

Use the Eatwell Guide to help you get a balance of healthier and more sustainable food. It shows how much of what you eat overall should come from each food group.

Eat at least 5 portions of a variety of fruit and vegetables every day.



Eat less often and in small amounts

beans, pulses, fish, eggs, meat and other proteins
Eat more beans and pulses. 2 portions of sustainably sourced fish per week, one of which is oily.
Eat less red and processed meat.



Choose wholegrain or higher fibre versions with less added fat, salt and sugar.
potatoes, bread, rice, pasta and other starchy carbohydrates



dairy, and alternatives
Choose lower fat and lower sugar options.



Water, lower fat milk, sugar-free drinks including tea and coffee all count.

Limit fruit juice and/or smoothies to a total of 150ml a day.



oil, & spreads

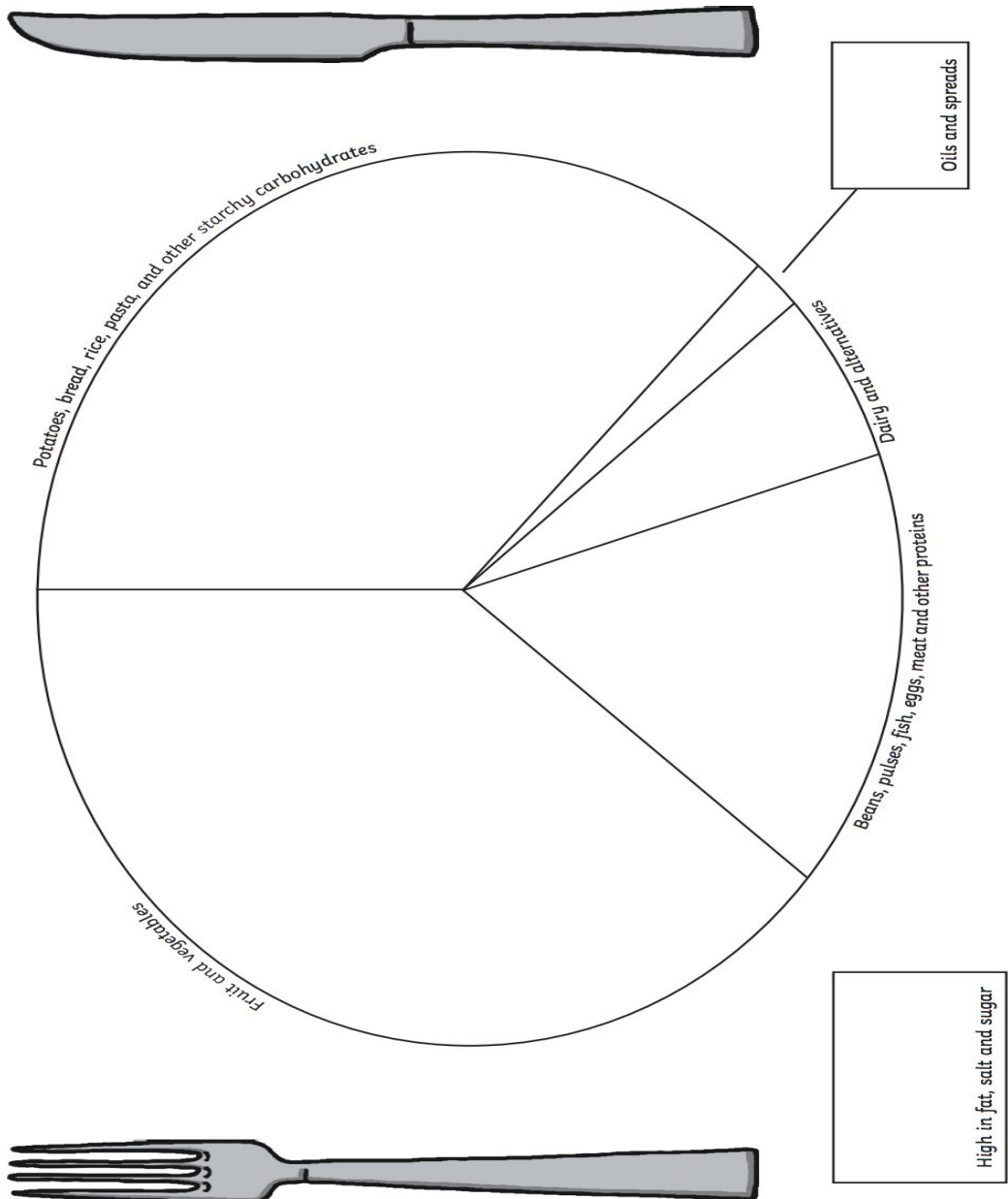
Choose unsaturated oils and use in small amounts.

Per day 2000kcal 2500kcal = ALL FOOD + ALL DRINKS

YEAR 2 HOMEWORK

Task 14: Science - Healthy Eating

Healthy Eating Meal



YEAR 2 HOMEWORK

Activities for Home Learning



Get Outside

If you have a garden, try to get outside for some fresh air every day. Set yourself a challenge to become more active, such as skipping with a rope for five minutes non-stop. Try to increase the time you spend on the activity each day.

Obstacle Course

Using objects from around the house or in the garden, set up an obstacle course. Challenge your family to see who can complete it in the shortest time.



Be a Nature Spotter

Start a nature survey. Jot down how many different birds, flowers or insects you can spot outside. Record your results in a tally chart.

Make a Story Sack

Choose a favourite book and collect some items in a bag that have something to do with the book. Can someone else guess the book based on the items you have collected?



Sketch a Portrait

Have someone in your family sit for you while you draw their portrait. Can you do the whole family? Why not find a mirror and do a self-portrait? Maybe you can even catch a pet sleeping and draw them.

YEAR 2 HOMEWORK

Task 15: Creative writing



Imagine the same thing was happening in your classroom. Write what that would look and feel like....

Sentence Challenge

The girl went across the room.

Can you make a list of verbs that could replace 'went' in my sentence below?

Can you add an adverb to this sentence?

Can you use the adverb in a different place?

Can you improve the sentence in any other way?



YEAR 2 HOMEWORK

Handwriting practice lines for Year 2 homework. The page contains 10 sets of horizontal lines, each consisting of a solid top line, a dashed middle line, and a solid bottom line, providing a guide for letter height and placement.

YEAR 2 HOMEWORK

Task 16: Art - Dream Catcher

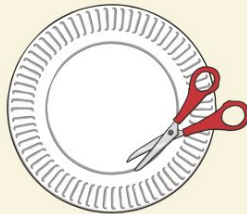
How to Make a Dream Catcher

Make a Dream Catcher



What you will need:

A paper plate,
Scissors,
Wool,
Beads,
String,
Feathers.



1 Cut out the centre of the paper plate.



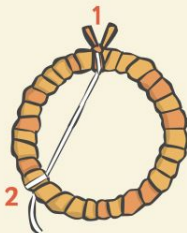
2 Wrap the wool around a piece of card.



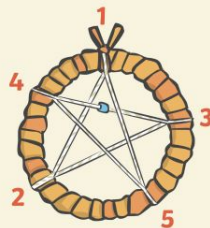
3 Wind the wool around the ring. Wrap over the loose end to stop it unravelling.



4 Tie a knot in the end to hold the wool in place.



5 Tie a piece of string to the top of the hoop (1). Wrap the string around the first position (2).



6 Wrap the string round the other positions (3) (4) (5). Add beads to the string as you go.



7 Tie the string in a knot at the place where you started. Add a loop for hanging.



8 Tie a piece of wool to the bottom of the hoop and thread on some beads.



9 Tie a knot in the ends of the wool. Slide feathers into the bead holes.

YEAR 2 HOMEWORK

Task 17: SPAG mini Test

Which type of word is **beautiful** in the sentence below?

The **beautiful** princess danced at the party.

- a verb ☐
- an adjective ☐
- a noun ☐
- an adverb ☐

.....

Tick the **best word** to complete the sentence below.

You can have a rabbit ____ you look after it.

Tick **one**.

- when ☐
- if ☐
- that ☐
- because ☐

.....

Underline the verbs in the sentence below.

Yesterday I was walking to the park when I saw my friend riding her bike.

.....

YEAR 2 HOMEWORK

Task 17: SPAG mini test

Tick the best word to complete the sentence below.

I really don't like washing my face _____. I have to do it.

Tick **one**.

or

☐

and

☐

but

☐

Write the missing punctuation mark to complete the sentence below.

What time is the party starting today

The verbs in boxes are in the present tense.

Write these verbs in the **past tense**.

One has been done for you.

My family visited the farm.

visits

I my lunch bag to school.

take

Lucy television.

watches

YEAR 2 HOMEWORK

Task 18: Maths Multiplication

| | | |
|-----------------|-----------------|------------------|
| $7 \times 2 =$ | $4 \times 5 =$ | $1 \times 10 =$ |
| $2 \times 10 =$ | $8 \times 2 =$ | $5 \times 5 =$ |
| $6 \times 5 =$ | $3 \times 10 =$ | $9 \times 2 =$ |
| $10 \times 2 =$ | $7 \times 5 =$ | $10 \times 10 =$ |
| $22 \div 2 =$ | $25 \div 5 =$ | $120 \div 10 =$ |
| $2 \div 2 =$ | $5 \div 5 =$ | $10 \div 10 =$ |
| $20 \div 2 =$ | $35 \div 5 =$ | $40 \div 10 =$ |
| $14 \div 2 =$ | $10 \div 5 =$ | $50 \div 10 =$ |

My score:

24

YEAR 2 HOMEWORK

Task 19:
Multiplication

$$15 \times 5 = 75$$

$$10 \times 5 = 50$$

$$5 \times 5 = 25$$

$$50 + 25 = 75$$

Workings

Workings

$1. 11 \times 4 =$

$3. 14 \times 2 =$

$2. 12 \times 3 =$

$4. 13 \times 5 =$

- 1 Harry plays football for **2** hours, **3** times a week.
How many hours does he play football for in a week?



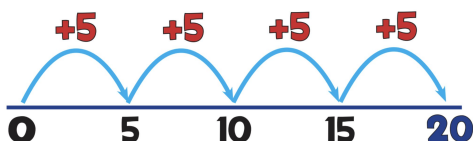
- 2 Mr Jones asks Nisha to work out **10** multiplied by **3**. What should her answer be?

- 3 Sam works out that **$4 \times 5 = 20$** . Use this to work out the answer to **5×4** .

- 4 In the cinema, there are **12** rows of **10** seats. How many seats are there altogether in the cinema?

YEAR 2 HOMEWORK

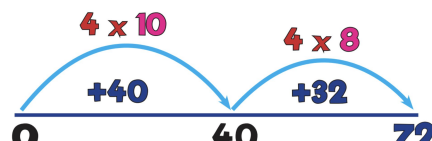
Task 20:
Division



$$20 \div 5 = 4$$

Workings

"How many 5s in 20?"
Answer: 4



$$72 \div 4 = 18$$

Workings

"How many 4s in 72?"
Answer: 18

1. $24 \div 3 =$

3. $45 \div 5 =$

2. $18 \div 2 =$

4. $120 \div 10 =$

How many teams of **5** can be made from **50** people?

The school chef made **22** cheese sandwiches. Each child had **2** cheese sandwiches. How many children had cheese sandwiches?

If **10** sweets are shared equally between **2** children, how many do they each get?

YEAR 3 HOMEWORK - Pack 8

Whilst school is closed we have planned a variety of homework tasks for your child to complete. The tasks are designed to be completed over several days, and we also expect all pupils to read daily, as well as use TT Rockstars and Spelling Shed.

Year 3 and 4 Common Exception Words

| | | | | | | | | | |
|--------------|-----------|-----------|------------|-----------|-----------|--------------|------------|-----------|-----------|
| Aa | breath | consider | enough | group | island | natural | popular | Rr | surprise |
| accident | breathe | continue | exercise | guard | Kk | naughty | position | recent | Tt |
| accidentally | build | Dd | experience | guide | knowledge | notice | possess | regular | therefore |
| actual | busy | decide | extreme | Hh | Ll | Oo | possession | reign | though |
| actually | business | describe | Ff | heard | learn | occasion | possible | remember | thought |
| address | Cc | different | famous | heart | length | occasionally | potatoes | Ss | through |
| although | calendar | difficult | favourite | height | library | often | pressure | sentence | Vv |
| answer | caught | disappear | February | history | Mm | opposite | probably | separate | various |
| appear | centre | Ee | forward | Ii | material | ordinary | promise | special | Ww |
| arrive | century | early | forwards | imagine | medicine | Pp | purpose | straight | weight |
| Bb | certain | earth | fruit | increase | mention | particular | Qq | strange | woman |
| believe | circle | eight | Gg | important | minute | peculiar | quarter | strength | women |
| bicycle | complete | eighth | grammar | interest | Nn | perhaps | question | suppose | |

Task 1:

Practice your spellings of your common exception words in your best cursive handwriting.

Remember: look, cover, write, check.

Task 2:

Write 5 different sentences using your common exception words.

Task 3:

Play TT Rockstars to improve your recall of your multiplication facts.

Can you improve your time per second answered?



There is also handwriting for some of the common exception words.



YEAR 3 HOMEWORK - Pack 8

Handwriting practice lines consisting of multiple sets of three horizontal lines (top, middle, and bottom) for letter formation.

YEAR 3 HOMEWORK - Pack 8

perhaps

strength

women

appear

consider

possible

suppose

through

arrive

continue

potatoes

surprise

pressure

probable

promise

purpose

YEAR 3 HOMEWORK - Pack 8

Task 4:

Play Spelling Shed to practice your spellings set by your teacher.



All the children have been given accounts for **Spelling Shed** to access at school and at home (**log-in details are stuck inside the children's reading records**). They will be set their weekly spellings using this platform, which they can practice at home ready for their weekly spelling test. We look forward to seeing how they get on with this exciting, new programme.

<http://play.edshed.com>

Please note, spellings will be available from school if you are unable to access the account.

Assignments

Task

Year 5 & Year 6 UKS2 Full List

Due: 09/03/20 00:00



Egg

[Details](#)

Weekly spellings - silent letters

0/2 Due: 08/03/20 09:00



Egg

[Details](#)

Click on '**More Lists**' to see full details of each spellings rule the children have been set. Click on '**Details**' to see the word list.

YEAR 3 HOMEWORK - Pack 8

Task 5: PE and Wellbeing

Wellbeing: Cosmic yoga has lots of videos on youtube for children to follow. They are based on books and around stories to make it a fun and relaxing way to get children moving.


Dance: Just dance school playlist on youtube has lots of dance routines for the whole family to join in with.

BBC bitesize are uploading 3 videos a day of different lessons for all the areas of the curriculum.

PE: Joe wicks (the body coach) has youtube videos with exercise session for children that can be done at home with no equipment. He is also going to start a daily live youtube workout for children at 9am Monday to Friday starting 23.03.20

You can watch different animals live at Edinburgh zoo.
<https://www.edinburghzoo.org.uk/webcams/penguin-cam/#penguin-cam>

On the world of David Walliams you can listen to him read some of his stories.
<https://www.worldofdavidwalliams.com/>



Stick Man.
Watch the story of stick man on bbc iplayer. Then create your own stick man using sticks you find while out walking.

YEAR 3 HOMEWORK - Pack 8

Year 3

| | | | | |
|--|--|---|---|--|
| $\begin{array}{r} \text{10} \quad \text{1} \\ 57 \\ + 25 \\ \hline 82 \\ \text{1} \end{array}$ | $\begin{array}{r} \text{100} \quad \text{10} \quad \text{1} \\ 75 \\ + 52 \\ \hline 127 \\ \text{1} \end{array}$ | $\begin{array}{r} \text{100} \quad \text{10} \quad \text{1} \\ 86 \\ + 48 \\ \hline 134 \\ \text{1} \quad \text{1} \end{array}$ | $\begin{array}{r} \text{100} \quad \text{10} \quad \text{1} \\ 687 \\ + 248 \\ \hline 935 \\ \text{1} \quad \text{1} \end{array}$ | $\begin{array}{r} \text{100} \quad \text{10} \quad \text{1} \\ 738 \\ + 524 \\ \hline 1262 \\ \text{1} \quad \text{1} \end{array}$ |
|--|--|---|---|--|

Year 3

| | | |
|---|--|--|
| $\begin{array}{r} \text{100} \quad \text{10} \quad \text{1} \\ 6 \quad 1 \\ 736 \\ - 462 \\ \hline 274 \end{array}$ | $\begin{array}{r} \text{100} \quad \text{10} \quad \text{1} \\ 6 \quad 11 \quad 1 \\ 723 \\ - 356 \\ \hline 367 \end{array}$ | $\begin{array}{r} \text{100} \quad \text{10} \quad \text{1} \\ 6 \quad 1 \\ 1375 \\ - 538 \\ \hline 837 \end{array}$ |
|---|--|--|

Task 6: Addition and subtraction.

Keep practicing are addition and subtraction skills using the column method. Always make sure you are checking what the question is asking, partition the numbers correctly and line the up. Write your answers in numbers and words.

1. Eight nine + 202 =
2. 203 - 56 =
3. Ninety two + 85 =
4. 900 - 576 =
5. 734 + 289 =
6. 832 - 165 =
7. 256 + 435 =
8. 735 - 238 =
9. 876 + 371 =

10. 1273 - 145 =
11. 587 + 345 =
12. 1090 - 381 =
13. 1365 + 59 =
14. 986 - 817 =
15. 287 + 1348 =
16. 1444 - 744 =
17. 964 + 964 =
18. 1420 - 710 =

YEAR 3 HOMEWORK - Pack 8

Year 2

$$15 \times 5 = 75$$

$$10 \times 5 = 50$$

$$5 \times 5 = 25$$

$$50 + 25 = 75$$

Year 3

$$15 \times 5 = 75$$

$$10 \times 5 = 50$$

$$5 \times 5 = 25$$

$$50 + 25 = 75$$

$$15 \times 12 = 180$$

| | | |
|----|-----|----|
| x | 10 | 5 |
| 10 | 100 | 50 |
| 2 | 20 | 10 |

$$100 + 50 + 20 + 10 = 180$$

$$43 \times 65 = 2795$$

| | | |
|----|------|-----|
| x | 40 | 3 |
| 60 | 2400 | 180 |
| 5 | 200 | 15 |

$$2400 + 180 + 200 + 15 = 2795$$

Task 7: Multiplication. These are methods we have looked at for multiplying larger numbers. Make sure that we are partitioning the number correctly. Keep practicing the different methods.

| x | 1 | 2 | 3 | 4 | 5 | 6 | 7 | 8 | 9 | 10 | 11 | 12 |
|----|---|---|---|---|---|---|---|---|---|----|----|----|
| 11 | | | | | | | | | | | | |
| 3 | | | | | | | | | | | | |
| 5 | | | | | | | | | | | | |

- 23 x nine =
- 14 x seven =
- 17 x eight =
- 21 x six =
- 20 x three =
- 15 x ten =
- 19 x eleven =
- 16 x twelve =
- 54 x one =

- 39 x zero =
- 22 x seven =
- 18 x eight =
- 12 x twelve =
- 27 x nine =
- 21 x ten =
- 17 x three =
- 34 x three =
- 20 x five =

YEAR 3 HOMEWORK - Pack 8

Task 8: multiplication grid.

Time yourself completing the multiplication grid then check you answers and record your time to see if we can beat it in the future.

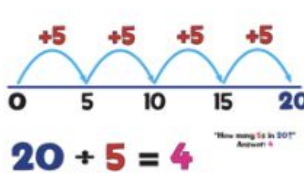
Did you beat your last time?

| x | 2 | 5 | 3 | 4 | 8 | 6 | 7 | 9 | 11 | 12 |
|----|---|---|---|---|---|---|---|---|----|----|
| 10 | | | | | | | | | | |
| 2 | | | | | | | | | | |
| 5 | | | | | | | | | | |
| 3 | | | | | | | | | | |
| 4 | | | | | | | | | | |
| 8 | | | | | | | | | | |
| 6 | | | | | | | | | | |
| 7 | | | | | | | | | | |
| 9 | | | | | | | | | | |
| 11 | | | | | | | | | | |

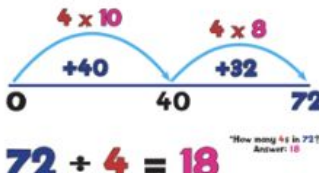
Time:

YEAR 3 HOMEWORK - Pack 8

Year 2

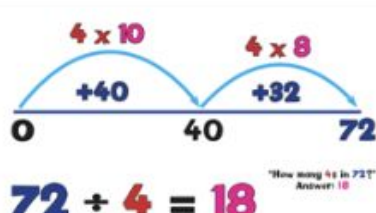


$20 \div 5 = 4$
"How many 5s in 20?"
Answer: 4



$72 \div 4 = 18$
"How many 4s in 72?"
Answer: 18


Year 3




$72 \div 4 = 18$
"How many 4s in 72?"
Answer: 18

Year 4

$72 \div 4 = 18$



$536 \div 4 = 134$



Task 9: Division. Using the different methods above as we have done in class. Practice all 3 methods to embed your skills. There is squared paper on another page.

1. $90 \div \text{three} =$
2. $133 \div \text{seven} =$
3. $144 \div 9 =$
4. $96 \div 3 =$
5. $144 \div \text{eight} =$
6. $128 \div 4 =$
7. $282 \div \text{three} =$
8. $500 \div \text{five} =$
9. $418 \div 11 =$

10. $225 \div 15 =$
11. $384 \div 12 =$
12. $189 \div \text{seven} =$
13. $198 \div \text{six} =$
14. $115 \div \text{five} =$
15. $324 \div \text{two} =$
16. $768 \div \text{one} =$
17. $57 \div \text{three} =$
18. $780 \div \text{twelve} =$

YEAR 3 HOMEWORK - Pack 8

Task 10: word problems.

Try to answers as many of these questions.

Look at what you are being asked to do.

What information do you need?

What sort of question is it? \div \times $+$ $-$

Humma likes to read **8** books a month. How many books would she read in a year?

Sarah cooks **6** samosas. Sarah and her brother eat the same amount of samosas and they eat all of them. How many samosas do they each eat?

To draw a **cuboid**, would you need to use straight or curved lines?

Jessica had **20** sweets. She wanted to share the sweets between herself and **3** friends by finding a **quarter** of the sweets. How many would each person have?

Sarah did **5 full turns** very quickly in her ballet class. How many right angles did she turn through altogether?

Mrs Holden asks her class what $\frac{1}{3}$ add $\frac{1}{3}$ would be. What answer should they give?

YEAR 3 HOMEWORK - Pack 8

|

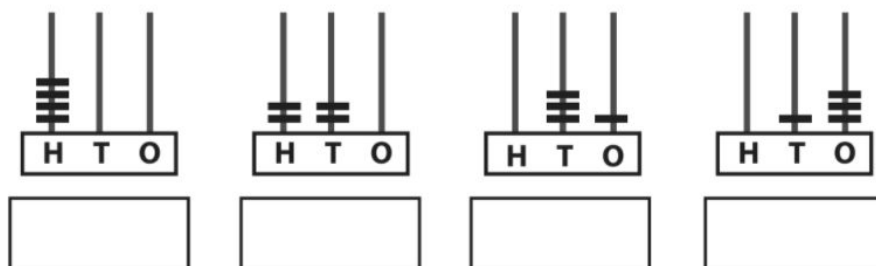
Grid paper is available on Twinkl if you want some. At the moment twinkl is offering free membership.

YEAR 3 HOMEWORK - Pack 8

1 Look at the abacus pictures.

Task 11: place value.

a Write the values in the boxes underneath.



b All the numbers above have been made by using **four** hoops on the abacus. How many more numbers can you make using **four** hoops?

Can you check that you have found them all?

| | | | |
|--|--|--|--|
| | | | |
| | | | |
| | | | |

c Which is the largest number you have made?
How do you know this is the largest possible number?

.....

d Which is the smallest number you have made?
How do you know this is the smallest possible number?

.....

YEAR 3 HOMEWORK - Pack 8

- 1 Write three other calculations that you know, if you know that $8 \times 4 = 32$.

$$\boxed{} \times \boxed{} = \boxed{} \quad \boxed{} \div \boxed{} = \boxed{}$$

$$\boxed{} \div \boxed{} = \boxed{}$$

Task 12:
multiplication.

- 2 Find the missing digits in this multiplication square.

| \times | | | 5 | 2 | 3 |
|----------|----|----|----|----|----|
| 4 | 32 | 16 | | | |
| | | | 15 | | |
| 5 | | | | 10 | |
| | | | | 4 | |
| | | | | | 24 |

- 3 Jessica buys 3 chocolate bars.
She pays using a £5 note and gets £2.90 change.

How much does each chocolate bar cost?

p



YEAR 3 HOMEWORK - Pack 8

- 1 I have a **5 m** roll of border.
The display boards in Year 3 measure **120 cm** wide and **70 cm** high.

Task 13:
measurement.

- a How much border do I need to go around **one** display board?

cm

- b How much border is left from my **5 m** roll?

cm



- c I have **3** display boards. How many rolls of border do I need?

- 2 a Put these measurements in order, starting with the shortest:

27 cm

$\frac{1}{4}$ m

260 mm

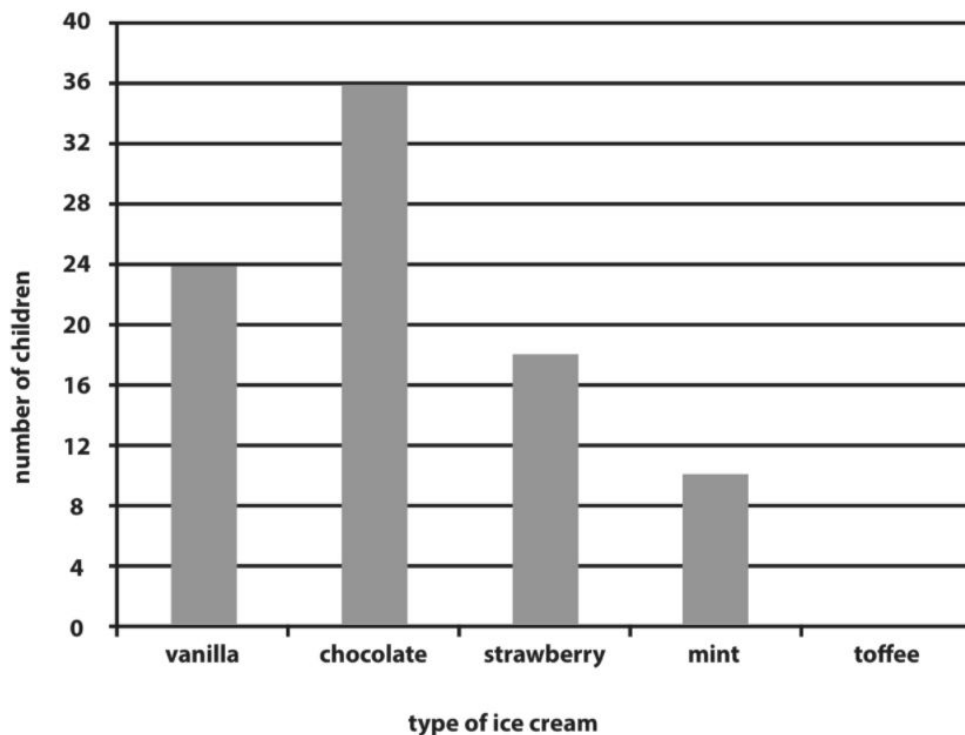
- b What is the difference between the longest and shortest lengths?
Give your answer first in **centimetres** and then in **millimetres**.

cm

mm

YEAR 3 HOMEWORK - Pack 8

A bar chart to show the ice cream flavours chosen by children in Year 3



Task 14:
statistics.

- There are **120** children in Year 3.
All of them chose an ice cream.
Calculate how many children chose toffee, and then draw a bar on the chart to show this.

- Siddiq says, "**Twice** as many children chose strawberry as chose mint."
Is he correct?

Yes / No

Explain your answer.

.....

.....

YEAR 3 HOMEWORK - Pack 8

- 3 Sarah says, " $\frac{1}{5}$ of the children chose vanilla."

Is she correct?

Yes / No

Explain your answer.


Task 14:
statistics.

- 4 Which **two** flavours were chosen as many times in total as mint and toffee?

and

- 5 Which flavour was twice as popular as strawberry?

- 6 How many children would need to switch from vanilla to chocolate to make chocolate twice as popular as vanilla?



- 7 Make up your own true/false statement about this bar chart.

.....

.....

YEAR 3 HOMEWORK - Pack 8

Task 15:

If you could be any animal what would it be?

- What animal is it?
- Why would you want to be that animal?
- Would you always be that animal or can you change back to being human?
- What is the best part of being that animal?
- What would you change to be a better...?
- Research about your animal.

Ask everyone in your family these questions and see what people think.



Task 16: GPS questions.

1. Which sentence uses a **possessive apostrophe** accurately? Tick one.

Taylor's dog's are very noisy.

☐

Taylor's dogs are very noisy.

☐

2. **Underline the fronted adverbial** in the sentence below.

Cautiously, she slowly pushed open the door.

YEAR 3 HOMEWORK - Pack 8

Task 17: family play and learning activities.
Why not make some great Memories together as a family.

- Create a time capsule.
- Have a movie night in a family den.
- Make a collage together of family pictures or handprints.
- Come dine with me night with everyone doing a different course.
- Geocaching in your area.

<https://www.geocaching.com/play>



Task 18:
GPS.

Read the piece of writing below. Think about when a sentence ends and when a new one begins. Write the sentences out yourself, adding in any full stops and capital letters that are needed. Can you add your own sentences about something else that is happening at the river?

max and vikram sail a wooden boat jeff chucks bits of bun in the river for the ducks yasmin sits on a rock and looks for fish bill and bob see an eel ken the dog sits down in the mud and gets in a mess

i will soon visit my nan at her farm nell and her sister may join me she will let us feed the hens she has goats and cows as well as hens it is fun on the farm

YEAR 3 HOMEWORK - Pack 8

Task 19: GPS.

e

Add the prefixes tele- or tri- to these root words:

_____ port

_____ angle

_____ cycle

f

Can you up-level this sentence by adding an adverb, a conjunction and extra detail?



The lion's claws are sharp.

c

Which pair of homophone words fit in these sentences?

Fahad had a nasty cut on his leg but it was beginning to _____.

The _____ of Cassie's wellington boot had a hole in it and it was letting in water.
(heel/heal)

d

Look at the picture. Can you fill in the missing verbs to create past progressive sentences?

The children were _____ a really interesting nature documentary.



Kristy was _____ next to her brother.

a

Match each word class label to the correct word in the sentence.

apostrophe
word used for
possession

Mo's bedroom floor was a mess because it was full of smelly socks.

adjective

pronoun

b

Mr Whoops has accidentally jumbled up a preposition. Can you help him to unjumble it?

udrennnhtae

Now, use the preposition in a sentence.

YEAR 3 HOMEWORK - Pack 8

Task 20: Science

How to Grow a Rainbow Science Experiment

Did you know that you can grow your own rainbow?

You will need a scientific process called the **capillary action**. This action happens when a liquid moves up through a hollow tube or into a spongy, solid material. It happens when three forces work together: **cohesion**, **adhesion** and **surface tension**.

Water molecules like to stick to each other - this is called **cohesion**. They also like to stick to solids in a process called **adhesion**.


In this experiment, you are going to use kitchen roll. The fibres in kitchen roll have lots of little holes. Water is **absorbed** through the kitchen roll because when the first water molecule **adheres** to it and begins to move upward, it pulls the next water molecule up with it, like a chain.

Words To Learn:

- capillary action
- adhesion
- cohesion
- absorbed

You will need:

- Kitchen roll/paper towel
- Felt-tip pens
- Two small bowls of water
- Paperclip
- Thread




What To Do:

1. Cut the kitchen roll into the shape of a rainbow.
2. At each end, use the felt-tip pens to colour a rainbow about 2cm up from the bottom. Remember the order of the colours: red, orange, yellow, green, blue, indigo, violet.
3. Attach the paperclip to the top of the rainbow and tie a piece of thread to it. This will allow you to hold your rainbow.
4. Add water to the two bowls.
5. Hold the rainbow with both ends slightly submerged into each bowl of water and watch your rainbow grow.

YEAR 3 HOMEWORK - Pack 8

Task 21: Place
and time.
Label the roman
soldier and
colour in it.

Roman Soldier



helmet tunic armour shield sword sandals

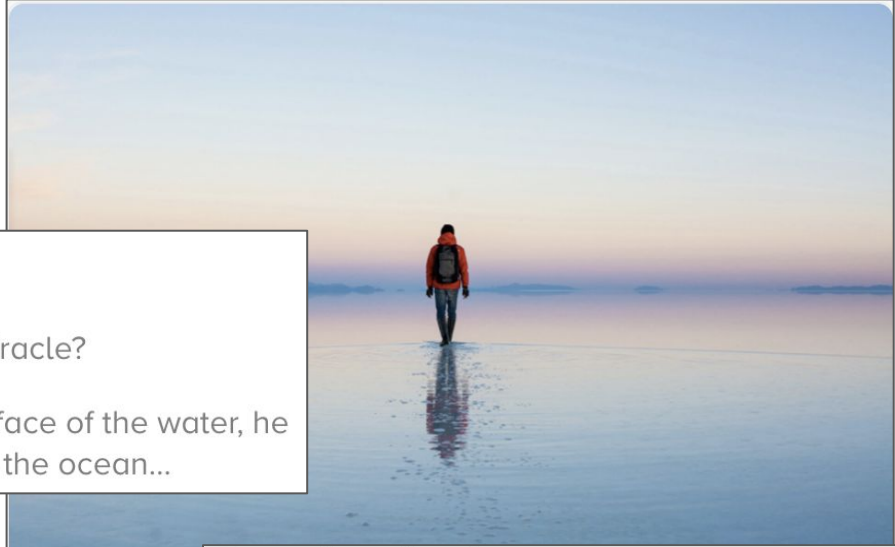
YEAR 3 HOMEWORK - Pack 8

Task 22: Creative writing:

Story starter!

How was it possible? Was it a miracle?

Seeming to barely touch the surface of the water, he embarked on his journey across the ocean...



Sentence challenge!

Can you use a series of questions in your writing?
Remember to use a question mark!

E.g. How was this even possible? Was it some kind of trick?

Perfect picture!

Do you think this is a miracle? Think about another miracle this person might be able to perform and draw it happening!

Question time!

Who is the man in the photo?

How is he/she able to walk on water?

Where are they heading?

What do they have inside their rucksack?

What is causing their reflection in the water?

What is a miracle? Would you describe this as one?

Do you think this person can perform any other miracles?

Sick sentences!

These sentences are 'sick' and need help to get better. Can you help? Could you add an adverb?

The person walked on the water. It was amazing. There were ripples on the surface.

YEAR 3 HOMEWORK - Pack 8

Task 23:
crossword.

All About Teeth

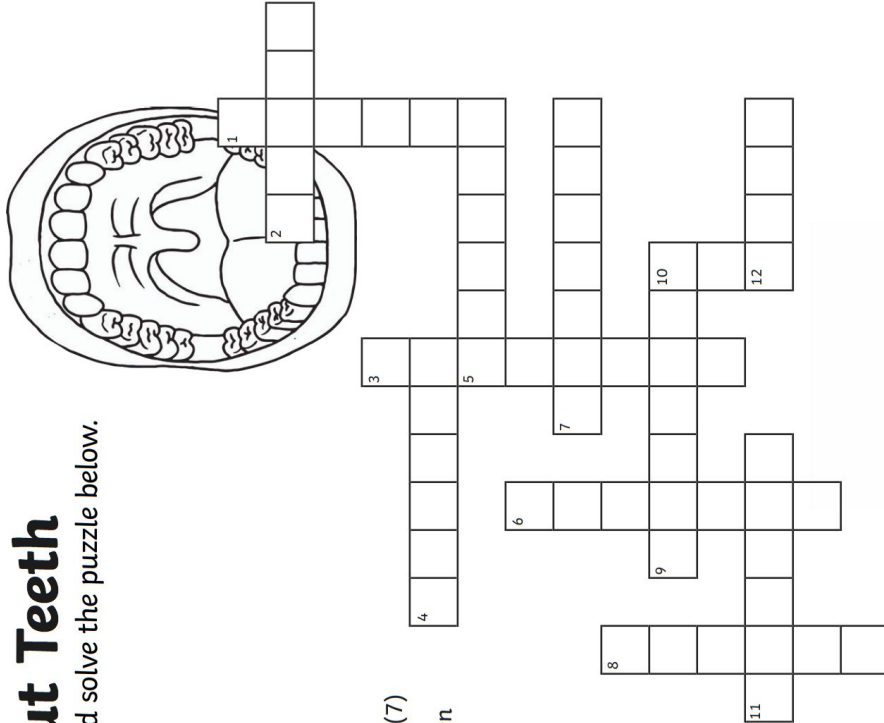
Use the clues to fill in and solve the puzzle below.

Across

2. Teeth used for grinding and chewing. (5)
4. A liquid found in the mouth. (6)
5. A type of tooth used for ripping and tearing. (6)
7. This person checks your teeth. (7)
9. The dentist might put one of these in a tooth, which has a hole. (7)
11. A type of molar tooth right at the back of the mouth and are often the last teeth to appear. (6)
12. Your first set of teeth - you have 20. (4)

Down

1. A layer of bacteria on your teeth - it can lead to decay. (6)
3. Very small, form plaque and live in your mouth. (8)
6. Type of tooth used for biting and cutting. (6)
8. A hole in a tooth. (6)
10. This is pink and surrounds the bottom part of the tooth. (3)



YEAR 3 HOMEWORK - Pack 8

Task 24: Reading

Read the text and
answer the questions.

The Official Safe-Tea Shelter

- 11 Do you live in an extreme weather hotspot? Do you want
21 your family to be safe, no matter what the weather?
30 Then look no further than the Safe-Tea Shelter. Drink
40 your warm beverage with complete peace of mind as you
48 sit comfortably within thick, corrugated sheets of metal,
56 designed to withstand even the worst of hurricanes.
- 64 Three heavy-duty locks protect you from the outside
75 world, whilst a state of the art system of vents makes
88 sure that the air you breathe is as fresh as being at the
94 seaside. Buy today to avoid disaster.
- 102 Limited time promotion: one free box of refreshments
104 per shelter.



Quick Questions



1. What does the word 'heavy-duty' tell you about the locks on the shelter?



2. What is the shelter made out of?



3. Explain why the air in the shelter being 'as fresh as being at the seaside' might appeal to readers.



4. Give one way that the author encourages you to buy this shelter.

YEAR 3 HOMEWORK - Pack 8

Taks 25:

ICT -

- Design a robot that would help you with your jobs at home. Could it tidy your bedroom, clean the dishes or do your homework.
- Draw what it would look like and explain what it does and how.
- Create a poster to sell it to your friend.



YEAR 3 HOMEWORK - Pack 8

Spring Multiplication Mosaic

Taks 26:
art.

Multiplication 3x, 4x, 6x, 7x, 8x, 9x, 11x and 12x tables

Solve the maths problems to reveal the hidden picture. Each answer has a special colour:

20, 24, 27, 30, 40, 77, 81, 88,

90, 96 or 144 = blue

8, 9, 12, 14, 42 or 66 = pink

3, 4, 6, 7, 28, 33, 36, 54, 60,

80, 84, 108 or 132 = grey

15, 16, 21, 45 or 72 = black

| | | | | | | | | |
|---------------|---------------|---------------|----------------|---------------|----------------|---------------|---------------|----------------|
| 8×3 | 9×4 | 4×15 | 20×4 | 6×5 | 12×9 | 6×9 | 6×22 | 3×30 |
| 3×11 | 12×3 | 3×4 | 4×21 | 9×3 | 7×12 | 11×6 | 4×33 | 11×12 |
| 6×15 | 48×3 | 8×1 | 6×6 | 4×36 | 12×5 | 2×6 | 4×5 | 36×4 |
| 5×4 | 6×24 | 7×2 | 27×4 | 32×3 | 12×11 | 1×9 | 15×6 | 3×8 |
| 30×3 | 18×8 | 3×3 | 9×6 | 8×5 | 6×18 | 6×7 | 22×4 | 9×16 |
| 4×22 | 3×9 | 33×4 | 7×4 | 14×6 | 4×9 | 9×4 | 3×48 | 11×7 |
| 6×4 | 22×6 | 12×7 | 5×3 | 9×12 | 3×15 | 12×3 | 6×6 | 12×12 |
| 4×36 | 3×12 | 5×12 | 11×12 | 4×20 | 6×22 | 11×3 | 27×4 | 4×24 |
| 16×6 | 4×27 | 6×14 | 9×4 | 6×11 | 4×33 | 4×21 | 21×4 | 27×3 |
| 3×27 | 24×4 | 4×20 | 18×6 | 33×4 | 15×4 | 4×7 | 3×32 | 5×6 |

YEAR 3 HOMEWORK - Pack 8

Task 27: Reading.

Quick Questions

1. '...the Jones twins struck again.'
How else could the author have said this?



2. What is the twins' last name?



3. What is similar and different about the twins?

Similar: _____

Different: _____




4. What do the words '(clearly the best)' in brackets show about the author's opinion on the football teams the twins play for?



Two for One

9 All our lives, we have done everything together. We've
19 had the same haircuts, worn the same clothes and we've
30 even finished all of our meals at exactly the same time.
40 But there is one thing that is definitely very different
50 about me and my twin, Johnny: the football teams we
52 play on.

63 I play for the Bolton Buffalos (clearly the best) and Johnny
74 plays for the Leigh Lions. Last Sunday was the first time
83 our teams have competed against each other and the
94 stakes were high. It was the final of the local football
102 league's annual competition and, what a surprise, the
112 Jones twins struck again. We both scored a goal within
124 the last minute of the match and the final score was one
133 all. I guess we're not so different after all.



YEAR 3 HOMEWORK - Pack 8

READING QUESTIONS

Character

- Who are the characters?
- How do you think the character felt when...
- Do you think the character would make a good friend? Why or why not?
- How are the characters similar/different to each other?
- Why do you think the character did this?

Plot

- What happened at the beginning, middle, end of the story?
- How would you have solved the problem?
- What other ways could the problem have been solved?
- What's the best part in the book? Why?
- How would you change the story?

Task 28:
reading
questions.

Text Connections

- Have you ever met anyone like the character?
- Has something similar ever happened to you?
- Does this book remind you of any other books you have read? How?
- Could the story happen in real life? Why or why not?

Reading Strategies

- Summarize what happened in the story.
- What do you think is going to happen next?
- Why do you think the author wrote this book?
- Who is telling the story?
- Do you have any more questions about the text?
- What did you picture when you read this part?

YEAR 3 HOMEWORK - Pack 8

Task 29: What can you find wrong with this picture?
Why is the cat in the birdcage?
Why is the sliced bread a different shape to the load?
What can you find in this image?

