

RECEPTION HOMEWORK- PACK 8

Whilst school is closed we have planned a variety of homework tasks for your child to complete. The tasks are designed to be completed over several days, and we also expect all pupils to read daily, as well as use TT Rockstars and Spelling Shed.

Phonics: These are the phonics sounds your child has learned so far. Please practise reading words that contain these spellings, as well as writing words containing them too:

| | | | | | | |
|--|---|---|---|---|---|---|
|  |  |  |  |  |  |  |
| a | b | c | d | e | f/ff | g |
|  |  |  |  |  |  |  |
| h | i | j | k | ck | l/ll | m |
|  |  |  |  |  |  |  |
| n | o | p | qu | r | s | ss |
|  |  |  |  |  |  |  |
| t | u | v | w | x | y | z/zz |

| | | | | |
|---|---|---|---|---|
| Phase 3 Phonics Mat |  |  |  |  |
| | ch | sh | th | ng |
|  |  |  |  |  |
| ai | ee | igh | oa | oo |
|  |  |  |  |  |
| ow | ar | or | ur | oo |
|  |  |  |  |  |
| oi | | air | ure | er |

Reading/Writing:


- ❖ Read daily
- ❖ Use Spelling Shed to practise spellings
- ❖ Learn the new sounds **ear, Qu** and complete tasks
- ❖ Complete the GPS and other phonics tasks
- ❖ Complete spellings
- ❖ Write an acrostic poem about an ocean animal

Maths:

- ❖ Money
- ❖ Length
- ❖ Size
- ❖ Weight

RECEPTION HOMEWORK- PACK 8

We expect all pupils to read daily, as well as use TT Rockstars and Spelling Shed. I have listed some useful websites you can access at home and some ideas for activities to support your child's learning if you have completed all the tasks. You can refer to Geraldine the Giraffe on youtube as a reference linked to the new sounds the children will be learning. You can have a look at other sounds too.



Coronavirus Update

In response to the ongoing situation, we have decided to make PhonicsPlay free to use during this period. Children can use the site at home without their parents needing to subscribe. To access our resources all you need to do is log on using the following details

Username: **march20** Password: **home**

We are currently very close to completing a new version of the PhonicsPlay site that is accessible on all phones and tablets. We will therefore also ensure that it is possible for users to freely access this new version of the site (with apologies in advance for any areas of the site that are not yet fully finished or double checked). The site can be accessed here: new.phonicsplay.co.uk

Our aim to ensure that existing subscribers aren't disadvantaged and will seek to make sure that after the school closures are over and the site returns to normal, that existing subscribers have additional time added to their subscription.

If you haven't already discovered www.phonicsplaycomics.co.uk you may also find these free decodable comics useful at a time when you can't physically exchange your children's decodable reading books.

We wish you good health and all the very best at this stressful time.

Enjoy reading lots of stories, poems and nonfiction texts together, as well as singing songs and rhymes. Support your child in sounding out unknown words and blending the sounds accurately to read.

Encourage them to recognise repeated words on sight and the common high frequency words for their phase (Tricky Troll and Fairy Words).



Twinkl School Closure
free access code:

PARENTSTWINKLHELPS

use it at



Useful Websites:

www.phonicsplay.co.uk
www.ictgames.com/literacy.html
www.topmarks.co.uk/english-games/5-7-yea
rs/letters-and-sounds
www.oxfordowl.co.uk



RECEPTION HOMEWORK- PACK 8



Spelling Shed

All the children have been given accounts for **Spelling Shed** to access at school and at home (**log-in details are stuck inside the children's reading records**). They will be set their weekly spellings using this platform, which they can practice at home ready for their weekly spelling test. We look forward to seeing how they get on with this exciting, new programme.

<http://play.edshed.com>

Please note, spellings will be available from school if you are unable to access the account.

Assignments

Task

Year 5 & Year 6 UKS2 Full List
Due: 09/03/20 00:00



Details

Weekly spellings - silent letters
0/2 Due: 08/03/20 09:00



Details

Weekly spellings - silent letters

@MrsFS
★★★★★

Word

thumb

lambs

signed

kneel

whistle

bruised

crumbling

solemn

muscles

parliament

Click on **'More Lists'** to see full details of each spellings rule the children have been set. Click on **'Details'** to see the word list.

RECEPTION HOMEWORK- PHONICS

Sound Review:

What phonemes do these graphemes make?
Show you teacher their matching caption action.

ch

—

oa

—

ai

—

th

—

ee

—

sh

—

or

—

qu

—



oo

—

er

—

ur

—



ow

—

Sound Review:

What phonemes do these graphemes make?
Show you teacher their matching caption action.

oi

—

ar

—

ng

—



oo

—

igh

—

ck

—

Retrieval

RECEPTION HOMEWORK- PHONICS

Fairy Words: Phase 2.

as

will

get

dad

had

mum

not

this

him

will

that



Retrieval

Fairy words we can sound out, spot the digraphs.

1. that
2. th-a-t=that

Fairy Words: Phase 2.

up

and

can

big

in

on

an

not

is

at

if



Fairy Words: Phase 2.

them

with

then

now

RECEPTION HOMEWORK- PHONICS

Retrieval

Tricky Troll Words:

you

all

are



her

said

like

have

come

he

they

my

Tricky Troll Words:

to

be

I



no

go

me

was

the

we

love

into

Trick word
chants-Remember use
letter names

1. "I say the word
were is spelt
w-e-r-e"
2. "We say the
word as is spelt
a-s"
3. You say -: They
say "The word
as is spelt a-s"

Tricky Troll Words:

do

so

some




there

were

RECEPTION HOMEWORK- PACK 5

Retrieval


Write the words that match the pictures onto your whiteboards:



RECEPTION HOMEWORK- PHONICS

Real and Fake words

Children to read the words and say whether they are real or fake.



RECEPTION HOMEWORK- PHONICS

Teach

New sound:

ear



Rod Campbell
Oh Dear!



A lift-the-flap book

"ear, ear, oh dear, never fear!"

Book: Oh Dear!

Caption: "ear, ear, oh dear, never fear!"

Action: Look surprised by placing your hand over your mouth, then shake your index finger.


Make link to letter names and individual phonemes. Explain that these three letters together make the sound /igh- Introduce term Trigraph-three letters together making one sound in this case-**ear**

Teach

ear

When the letters 'e', 'a' and 'r' are next to each other in a word they form a trigraph. The sound the trigraph makes is /ear/.

A trigraph is when three letters make one sound.



Knowledge chant
(I say, we say, you say):

A digraph is one sound made up of two letters.

RECEPTION HOMEWORK- PHONICS

Tasks linked to new sound- ear

Practice

gears

hearing

Write the words on your whiteboard,
remembering: "zips, sounds, segment
and blend!"

Don't forget to be a digraph detective first!
How many sounds are in each word?

"Zips, sounds, segment & blend!"



RECEPTION HOMEWORK- PHONICS

Practice



Write the corresponding words to the pictures (beard, tears).

Practice

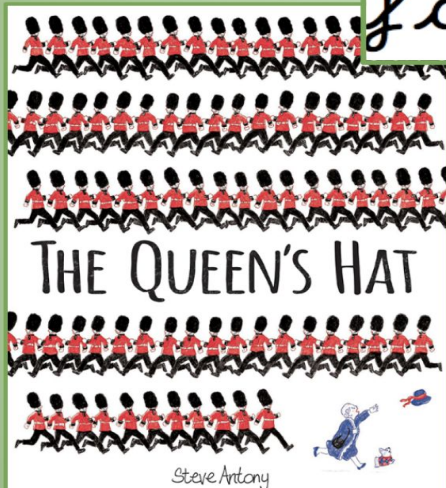


Write the corresponding sentence:
The man has bad hearing.

RECEPTION HOMEWORK- PHONICS

New sound:

"qu, qu, quiet
for the Queen!"



qu

Book: The Queen's hat!

Caption: "qu, qu, quiet for the Queen!"

Action: Place your hand across your chest then bow your head and whisper 'qu, qu, quiet for the Queen'.

Make link to letter names and individual phonemes. Explain that these three letters together make the sound /igh- Introduce term Trigraph-three letters together making one sound in this case-**qu**

Teach

qu

Knowledge chant
(I say, we say, you say):

A digraph is one sound
made up of two letters.


On the halves of the crown are the letters 'q' and 'u'.

When we put the halves together it makes the sound 'qu'.

qu

i

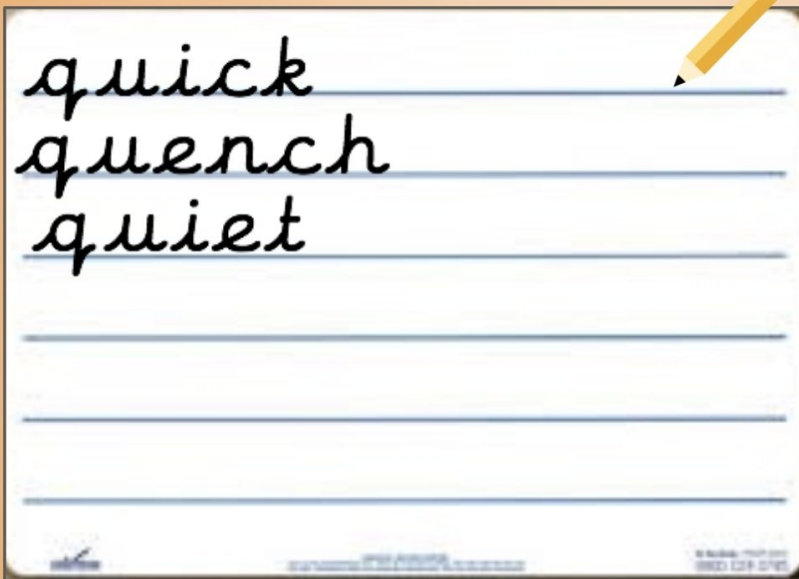
t



RECEPTION HOMEWORK- PHONICS

Tasks linked to new sound- qu

Practice



Re-write the word onto your whiteboard. Identify the graphemes and digraphs using sound buttons and zips. Segment and blend the word. What does it say?

Write the word Queen. Now put this word into a sentence.
Example: The Queen has a crown.



RECEPTION HOMEWORK- PHONICS

Fairy Word: Phase 3.

New word:

look



Fairy Word:

New word:

Fairy words we can sound out, spot the digraphs.

1. look
2. l-oo-k= look

big



RECEPTION HOMEWORK- PHONICS

Tricky Troll Word: Phase 3.

New word:

one



Tricky word
chants-Remember use letter
names

1. "I say the word were is
spelt o-n-'e"
2. "We say the word as is
spelt o-n-e"
3. You say-They say "The
word as is spelt o-n-e"

Tricky Troll Word: Phase 3.

New word:

all



RECEPTION HOMEWORK- SPELLING

Teach

LOOK / COVER / WRITE / CHECK



went went went went

- Cover the word with your hand
- Write the word again on the line (no peeking!)
- Then, check you spelt the word correctly. Repeat x 3

Introduce each word 1 at a time. When the word is on the board say the following for the chants:

1. "I say the word as is spelt a-r-e"
2. "We say the word as is spelt a-r-e"
3. You say (choose 1 child) : They say "The word as is spelt a-r-e"

Then, remove the word and children write the word 3 times. Repeat for each word shown in yellow below.

Your turn:

are

her

my

Adult to chant spelling word from today's words focusing on one at a time and children to write them, Then, independently the children need to look/cover/write/check x 3 on the same line. After each word, adult to show children the correct spelling of the word and they can mark their work.

RECEPTION HOMEWORK- ORACY

Oracy Task - Time to talk!
Look at the image below and discuss
what you see with a family member.

Who are they?

Why do they have a rubber
ring on?



What are they queuing for?

How do they feel?

Where are they?

RECEPTION HOMEWORK- ORACY

Oracy Task - Time to talk!

Interview a family member

Create a set of questions for a family member. Get them to sit down and ask them your questions.

Questions you could ask:

What is your favourite colour?

What is your favourite food?

Who is your best friend?

Who is your favourite singer?

Where would you like to visit?

Where were you born?



Make sure you:

- Have a clear voice
- Project your voice
- Keep your hands away from your mouth
- Have good eye contact with the other person

RECEPTION HOMEWORK- WRITING

Match the picture and the word.



bus



log

Correct the sentence.

it is a fat cat

Identify the noun, adjective and verb.

dance

playful

baby

What sounds do these objects start with?



Can you write a caption matching the picture



Can you make a sentence using two words from the picture?



Use your own adjective to complete the noun phrase.

_____ diamond



What sounds do these objects start with?





RECEPTION HOMEWORK- WRITING


Finish the sentence stems...

Make sure your sentences have:


They must include at least one adjective (describing word)

- Cursive handwriting
- Finger spaces between words
- Full stop to show the end of our sentence.

The
happy
fish...



There is
a...



RECEPTION HOMEWORK- WRITING

Acrostic Poem writing

In this task you are going to become a poet!
A poet is someone who writes poems.

A poem is a piece of writing where the words are chosen for their beauty, sound and are ordered a certain way. They are often short and rhyme.

Fins are moving
I am swimming
Salty ocean is my home
Hurry, a shark is coming!



RECEPTION HOMEWORK- WRITING

What Is an Acrostic Poem?


Acrostic poems are written by choosing a word to go vertically down a page. Like this...

P

O

E

M




Then, you think of words or phrases beginning with each letter.
Like this...

Personal thoughts

On each line

Express your feelings

Make people happy



RECEPTION HOMEWORK- WRITING

Guess the Ocean animal!


Get an adult to read you each poem.

Can you guess what ocean animal each poem is talking about by listening to what it does and looking at the first letter of each line?

Dancing on the waves
Over the water I jump
Long strides swimming
Perfectly gliding
Happy and playful
I laugh all day
Never-ending adventures



Sneakily glide
Hunting for prey
Always silently watching
Ready for a chase
Krill, dolphins or YOU!



RECEPTION HOMEWORK- WRITING

How do you write an acrostic poem?

First, think of a theme, e.g. sharks.

Next, collect lots of ideas about that theme.

Then, write the letters of your theme word vertically down the page in capital letters, like this:

SHARK




**S
H
A
R
K**

RECEPTION HOMEWORK- WRITING

Finally, use your ideas to write each line of the poem. Don't worry if you can't think of the lines in order. It is fine to go back and add any missing lines afterwards as long as your poem makes sense.

Example:

Sharp teeth
Hunts fish
Attacks fast
Ready for food
Krill, fish or you!



RECEPTION HOMEWORK- WRITING

So your challenge is to write your own acrostic poem, with the help of an adult. Choose 1 of the 2 templates on the next pages.

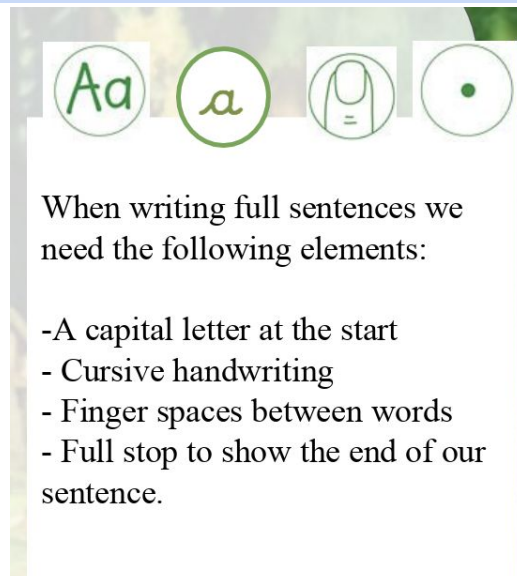
Remember:

To sound out each word you can sound out(fairy words).

Tricky words you can not sound out. Try and remember the chant. The is spelt t-h-e.

Count how many word in the sentence.

Write in your best cursive handwriting.



RECEPTION HOMEWORK- WRITING

Template 1


S

H

A

R

K



RECEPTION HOMEWORK- WRITING

Template 2

S
T
A
R
F
I
S
H



RECEPTION HOMEWORK- MATHS

Retrieval-

What numbers are missing on the number line.




How many apples are there?



Which 10 grid shows 7 dots?

RECEPTION HOMEWORK- MATHS

Which images show the value of 6 - circle the correct images



6

Draw this many spots on
your squared
whiteboard.



9

4

5

2

RECEPTION HOMEWORK- MATHS

Draw this many spots on
your squared
whiteboard.



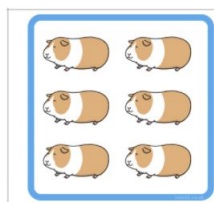
10

5

7

3

What numbers are missing on the number line.



How many objects can you see. Write the number that
matches the amount

6

7

8

RECEPTION HOMEWORK- MATHS

Height

Height- Height is how tall something is.

When we compare the height of two or more objects we use the vocabulary: **Shortest to tallest.**

The mug is the **shortest** object.



The box is **taller**.




The globe is **tallest** object.



RECEPTION HOMEWORK- MATHS


Height

Tell a family member the answer to these questions using full sentences.



Whose bat is taller?

Alice is shorter than Jaman.
True or false?



Order the farm animals
from shortest to tallest.

RECEPTION HOMEWORK- MATHS

Height

Tell a family member the answer to these questions using full sentences.

The is taller than the

The is shorter than the



The is taller than the

The is shorter than the



RECEPTION HOMEWORK- MATHS

Height

Tell a family member the answer to these questions using full sentences.



In real life, which object is tall?
In real life, which object is short?

Look around your home and find four objects. Order them from shortest to tallest.

RECEPTION HOMEWORK- MATHS

Length

Length- Length is the measure of how long, wide or tall something is.

We can use a tape measure to measure length/height. We can measure length/height in centimeters which looks like this...

CM

Here is a ruler- A ruler is 30 cm long.



If we used a tape measure to measure your height (How tall you are) do you think you are taller than 30 CM?

If you can, measure yourself with a tape measure to see how tall you are. Were you taller than 30CM?

RECEPTION HOMEWORK- MATHS

Length

Find and Measure!

Instructions

Have a look at the list of objects. Estimate the length of the objects in centimetres. Then find the object in the classroom and measure it using a ruler, metre stick or tape measure. Add some of your own objects to measure at the bottom of the table.

| Object | Estimate | Measurement |
|------------|----------|-------------|
| scissors | | |
| glue stick | | |
| desk | | |
| whiteboard | | |
| book | | |
| paper | | |
| pencil | | |
| | | |
| | | |

RECEPTION HOMEWORK- MATHS

Length

Questions:

Answer the following questions about your measurements.

1. What is the shortest object you measured?
2. What is the longest object you measured?
3. What is the difference in length between the longest and shortest objects you measured?

RECEPTION HOMEWORK- MATHS

Length - Cutting activity

Ordering Caterpillar Lengths

Can you cut out the caterpillars and order them shortest to longest along the line of leaves below?

Shortest



Longest



RECEPTION HOMEWORK- MATHS

Size

Size is how big or small something is

Tell a family member which object is bigger in life size form.



Which is bigger?



Which is smaller?



Which is bigger?



Which is smaller?

RECEPTION HOMEWORK- MATHS

Size

Size is how big or small something is

Tell a family member which object is bigger in life size form.



Which is bigger?

Which is smaller?



Which is bigger?

Which is smaller?



RECEPTION HOMEWORK- MATHS

Size



Which is
bigger/smaller?

Go around the room with a family member and choose two objects and tell them which is biggest and which is smallest using full sentences.


RECEPTION HOMEWORK- MATHS

Weight

Weight is how heavy something is.
Below are objects ordered from the heaviest to the lightest.



heavy



light




heavy



light



heavy




light


RECEPTION HOMEWORK- MATHS

Weight

With a family member find four items in your house and put them in order from the heaviest to the lightest.



heavy











light

RECEPTION HOMEWORK- MATHS

Money

Look at this money grid carefully. Do you recognise any of them? Which one/s? Tell a family member.









UK coin information page.

| <u>COIN</u> | <u>NAME</u> | <u>VALUE</u> |
|---|-------------|--------------|
|  | 1 pence | 1p |
|  | 2 pence | 2p |
|  | 5 pence | 5p |
|  | 10 pence | 10p |
|  | 20 pence | 20p |
|  | 50 pence | 50p |
|  | 1 pound | £1 (100p) |
|  | 2 pound | £2 (200p) |

RECEPTION HOMEWORK- MATHS

Money

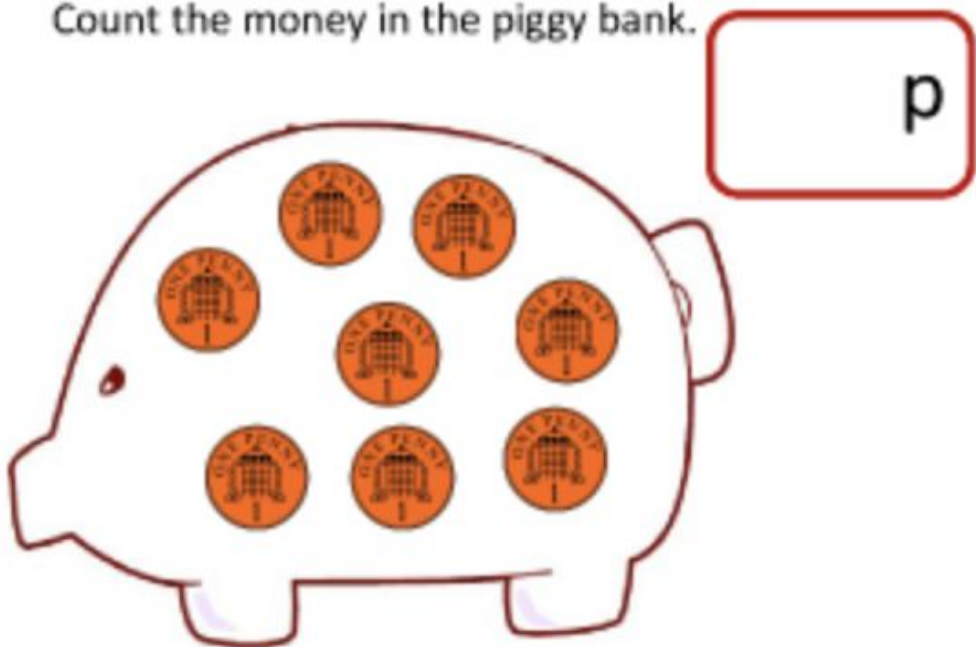
Draw lines to match the pictures of the coins to their correct names and values.

| <u>COIN</u> | <u>NAME</u> | <u>VALUE</u> |
|---|-------------|--------------|
|  | 2 PENCE | 5p |
|  | 5 PENCE | 1p |
|  | 10 PENCE | 2p |
|  | 1 PENCE | 10p |
|  | 50 PENCE | £2 (= 200p) |
|  | 2 POUND | 50p |
|  | 20 PENCE | £1 (= 100p) |
|  | 1 POUND | 20p |


RECEPTION HOMEWORK- MATHS

Money - 1p coin

Count the money in the piggy bank.



Draw the same amount in this piggy bank.



RECEPTION HOMEWORK- MATHS

Money - 1p coin

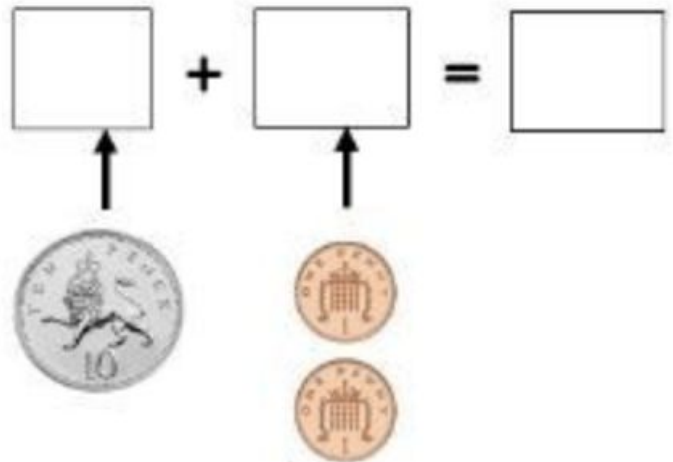
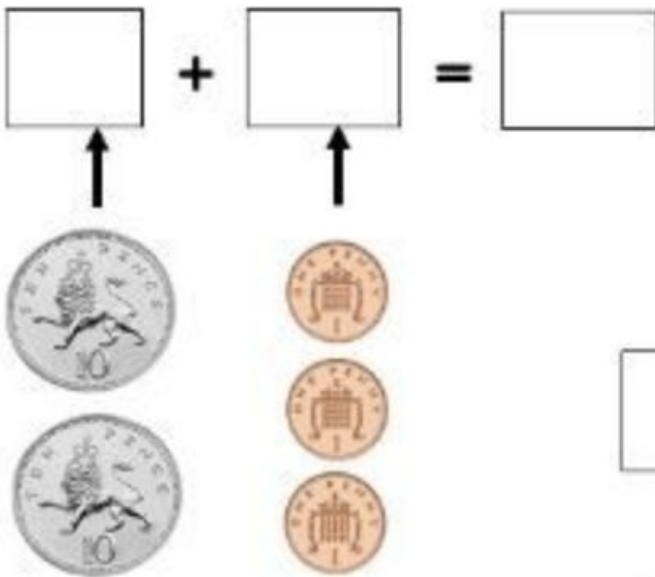
Count the pennies to see how much there is. Then see if there is another coin that could be used instead.



RECEPTION HOMEWORK- MATHS

Money - 1p coins

Add the the 10ps and the 1ps then find the total



RECEPTION HOMEWORK- ART

Art - Sock puppets!

If you are feeling like getting creative then why not make a sock puppet!

You will need:


- An old sock
- Fabric/material (different colours if possible)
- Sequins
- Googly eyes (optional)
- Scissors
- Glue

Simply cut material/fabric to make facial features (eyes, eyebrows, hair, etc), stick them to the end of the sock where your toes would be and leave to dry. After, enjoy playing with your new sock puppet!



RECEPTION HOMEWORK- ART

Art - Mindfulness colouring














YEAR 1 HOMEWORK

Whilst school is closed we have planned a variety of homework tasks for your child to complete. The tasks are designed to be completed over several days, and we also expect all pupils to read daily, as well as use TT Rockstars and Spelling Shed.

Phonics: These are the phonics digraph your child has learned so far. Please practise reading words that contain these spellings, as well as writing words containing them too:

| | | | | |
|--|---|---|---|---|
| Phase 3 Phonics Mat |  |  |  |  |
| | ch | sh | th | ng |
|  |  |  |  |  |
| ai | ee | igh | oa | oo |
|  |  |  |  |  |
| ow | ar | or | ur | oo |
|  |  |  |  |  |
| oi | ear | air | ure | er |

| | | | | |
|---|---|---|---|---|
| Phase 5a Phonics Mat |  |  |  |  |
| | ay | ou | ie | ea |
|  |  |  |  |  |
| oy | ir | ue | aw | wh |
|  |  |  |  |  |
| ph | ew | oe | au | ey |
|  |  |  |  |  |
| a-e | e-e | i-e | o-e | u-e |

L.O.L:

- Read daily.
- Use Spelling Shed to practise spellings
- Complete the reading comprehension tasks.
- Complete the GPS and other phonics tasks
- Write your own story, lists, or fact-files.

Maths:

- Practice your times tables.
- Practice addition and subtraction sums.
- Practice your position and directions skills.
- Practice creating arrays.
- Use TT Rockstars to practise times tables

YEAR 1 HOMEWORK



Spelling Shed

All the children have been given accounts for **Spelling Shed** to access at school and at home (**log-in details are stuck inside the children's reading records**). They will be set their weekly spellings using this platform, which they can practice at home ready for their weekly spelling test. We look forward to seeing how they get on with this exciting, new programme.

<http://play.edshed.com>

Please note, spellings will be available from school if you are unable to access the account.

Assignments

Task

Year 5 & Year 6 UKS2 Full List
Due: 09/03/20 00:00



Egg

Details

Weekly spellings - silent letters
0/2 Due: 08/03/20 09:00



Egg

Details

Weekly spellings - silent letters

@MrsFS

★★★★★

Word

thumb

lambs

signed

kneel

whistle

bruised

crumbling

solemn

muscles

parliament

Click on **'More Lists'** to see full details of each spellings rule the children have been set. Click on **'Details'** to see the word list.

YEAR 1 HOMEWORK: MATHS

Ultimate Times Table Challenge

| | | | | | |
|------------------|------------------|------------------|------------------|------------------|-----------------|
| $2 \times 2 =$ | $4 \times 2 =$ | $8 \times 5 =$ | $3 \times 10 =$ | $5 \times 6 =$ | $12 \times 2 =$ |
| $10 \times 4 =$ | $2 \times 8 =$ | $12 \times 10 =$ | $5 \times 5 =$ | $9 \times 2 =$ | $3 \times 5 =$ |
| $6 \times 10 =$ | $7 \times 2 =$ | $8 \times 10 =$ | $5 \times 10 =$ | $1 \times 2 =$ | $9 \times 10 =$ |
| $11 \times 2 =$ | $6 \times 2 =$ | $5 \times 1 =$ | $0 \times 2 =$ | $10 \times 2 =$ | $11 \times 5 =$ |
| $3 \times 2 =$ | $5 \times 0 =$ | $2 \times 4 =$ | $5 \times 4 =$ | $0 \times 10 =$ | $7 \times 5 =$ |
| $2 \times 1 =$ | $6 \times 5 =$ | $10 \times 9 =$ | $2 \times 9 =$ | $2 \times 7 =$ | $5 \times 9 =$ |
| $5 \times 3 =$ | $5 \times 2 =$ | $10 \times 12 =$ | $2 \times 10 =$ | $10 \times 11 =$ | $4 \times 5 =$ |
| $10 \times 1 =$ | $5 \times 8 =$ | $5 \times 7 =$ | $2 \times 11 =$ | $5 \times 11 =$ | $8 \times 2 =$ |
| $9 \times 5 =$ | $2 \times 6 =$ | $1 \times 5 =$ | $1 \times 10 =$ | $2 \times 3 =$ | $2 \times 12 =$ |
| $10 \times 5 =$ | $4 \times 10 =$ | $10 \times 0 =$ | $2 \times 5 =$ | $10 \times 7 =$ | $12 \times 5 =$ |
| $11 \times 10 =$ | $10 \times 6 =$ | $5 \times 12 =$ | $10 \times 10 =$ | $10 \times 3 =$ | $10 \times 8 =$ |
| $7 \times 10 =$ | $12 \times 10 =$ | $2 \times 3 =$ | $12 \times 5 =$ | $10 \times 12 =$ | $4 \times 10 =$ |
| $5 \times 5 =$ | $9 \times 2 =$ | $3 \times 5 =$ | $10 \times 10 =$ | $5 \times 0 =$ | $10 \times 1 =$ |
| $2 \times 8 =$ | $7 \times 2 =$ | $5 \times 6 =$ | $6 \times 3 =$ | $12 \times 10 =$ | $1 \times 5 =$ |

YEAR 1 HOMEWORK: MATHS

Emoji Addition and Subtraction Facts Up to 20

Solve the calculations to reveal the hidden picture. Each answer has a special colour.

14 = blue 7 = white 12 = grey 9 = red 17 = purple background colour = black

| | | | | | | | | |
|--------|---------|--------|---------|---------|--------|---------|---------|--------|
| | | | | | | | | |
| | 15 - 3 | 10 + 2 | 20 - 8 | 17 - 5 | 6 + 6 | 18 - 6 | 4 + 8 | |
| 16 - 4 | 20 - 6 | 10 + 4 | 8 + 6 | 20 - 13 | 18 - 4 | 8 + 6 | 15 - 1 | 19 - 7 |
| 12 - 0 | 15 - 1 | | 18 - 4 | 4 + 3 | 19 - 5 | | 5 + 9 | 3 + 9 |
| 5 + 7 | 6 + 8 | 2 + 12 | 7 + 7 | 5 + 2 | 16 - 2 | 14 + 0 | 7 + 7 | 2 + 10 |
| 10 + 2 | 7 - 0 | 11 - 4 | 19 - 12 | 12 - 5 | 6 + 1 | 9 - 2 | 7 + 0 | 18 - 6 |
| 10 + 7 | 5 + 2 | 11 - 2 | 8 - 1 | 1 + 6 | 4 + 3 | 20 - 11 | 20 - 13 | 20 - 3 |
| 5 + 12 | 17 - 10 | 1 + 6 | 3 + 6 | 17 - 8 | 9 + 0 | 16 - 9 | 14 - 7 | 8 + 9 |
| | 2 + 5 | 13 - 6 | 4 + 3 | 14 - 7 | 6 + 1 | 9 - 2 | 3 + 4 | |
| | | | | | | | | |

Circle the mistake. Explain how you know.






3 + 17 = 20 20 - 11 = 10 18 + 2 = 20 20 - 16 = 4

YEAR 1 HOMEWORK: MATHS


Animals Turning Clockwise

Cut and paste the animals at the different turning points.

Animal cutouts on the next page!

| Start position | One-quarter turn clockwise | Half turn clockwise | Three-quarter turn clockwise | Full turn clockwise |
|---|----------------------------|---------------------|------------------------------|---------------------|
|  | | | | |
|  | | | | |
|  | | | | |
|  | | | | |
|  | | | | |


YEAR 1 HOMEWORK: MATHS



YEAR 1 HOMEWORK: MATHS

Pirate Paraphernalia

Following Directions



*Instructions
on the next
page!*

This very messy pirate has
left his stuff everywhere!
Can you follow the
directions and help him
gather it all up?



YEAR 1 HOMEWORK: MATHS

Pirate Paraphernalia

Following Directions

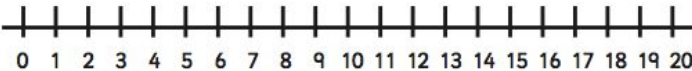
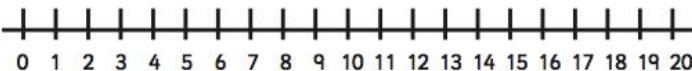
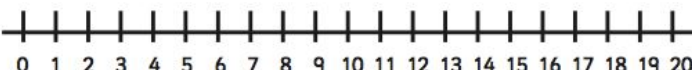

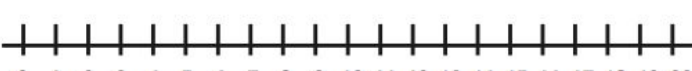
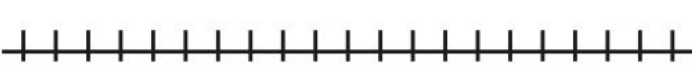




For each set of directions, start facing north from the dark blue square. Use the pirate ship cut-out to help you.

1. Forward 1, left 2 = _____
2. Right 2, forward 3 = _____
3. Forward 2, right 1, forward 2 = _____
4. Forward 3, left 1, back 2 = _____
5. Right 3, forward 1, left 2 = _____
6. Forward 1, right 3, back 1 = _____
7. Forward 2, right 3 = _____
8. Left 1, forward 3, left 1, forward 1 = _____
9. Forward 4, left 2, back 1, right 1 = _____



YEAR 1 HOMEWORK: MATHS

Adding Three Single Digit Numbers Using a Number Line

| | |
|---------------|--|
| $3 + 4 + 3 =$ |  |
| $8 + 5 + 1 =$ |  |
| $6 + 3 + 4 =$ |  |
| $2 + 7 + 5 =$ |  |
| $9 + 6 + 2 =$ |  |
| $5 + 4 + 8 =$ |  |
| $2 + 3 + 9 =$ |  |
| $6 + 2 + 4 =$ |  |
| $5 + 7 + 1 =$ |  |
| $8 + 4 + 3 =$ |  |

YEAR 1 HOMEWORK: MATHS

Multiplication and Division - Explain Your Reasoning

1

I can double any number but I can only halve some numbers.



Why?

Explain your answer.



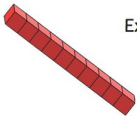
Multiplication and Division - Explain Your Reasoning

2

You cannot halve an odd number.

True or false?

Explain your reasoning.



Multiplication and Division - Explain Your Reasoning

3

If you halve an even number it will always make an even number.

True or false?

Explain your answer.



Multiplication and Division - Explain Your Reasoning

4

If you start at 0 and count up in tens, you will say the number 55.

True or false?

Explain your reasoning.



Multiplication and Division - Explain Your Reasoning

5

5, 10, ?, 20, 25, ?, ?

What are the missing numbers?

If you carry on this sequence, you will say the number 65. Am I correct?

Explain your answer.

Multiplication and Division - Explain Your Reasoning

6

Are there any numbers that are multiples of 5 and 10?

How do you know?

Explain your reasoning.



Multiplication and Division - Explain Your Reasoning

7

Janet is counting in twos. She counts the number 17.

Has she counted correctly?

How do you know?



YEAR 1 HOMEWORK: MATHS

Make Arrays



There are _____ dots in each row.

There are _____ rows.

_____ + _____ = _____

There are _____ dots altogether.



There are _____ dots in each column.

There are _____ columns.


_____ + _____ + _____ + _____ = _____

There are _____ dots altogether.

YEAR 1 HOMEWORK: MATHS

Arrays are pictures that help us see numbers. Number sentences are shown with dots and arranged into rows and columns.

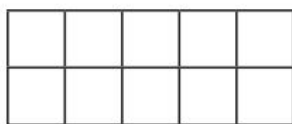
Here is an example:





| | | | | |
|---|---|---|---|---|
| 3 | + | 3 | = | 6 |
| 3 | × | 2 | = | 6 |

1. Write the multiplication calculation and repeated addition for each array.

2×2



2×4




2×5

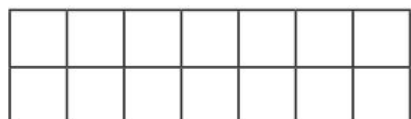


2. Write the multiplication calculation and repeated addition for each array.

$_ \times _$



$_ \times _$



YEAR 1 HOMEWORK: MATHS

4. The value of an array is 10. What could the array be?

Draw 3 possible arrays to show this. Write the repeated addition and the multiplication calculation for each array.

[illegible]

YEAR 1 HOMEWORK: PHONICS

Questions

1. Find and sort the words with split digraphs.

| 'a-e' | 'e-e' | 'i-e' | 'o-e' | 'u-e' |
|-------|-------|-------|-------|-------|
| | | | | |

2. What has Kate been doing on holiday? Tick **two**.

- ☐ playing games
 ☐ surfing
☐ racing her brother
 ☐ flying a kite

3. What does Kate hope to see in Crete?

4. What do you like to eat on holiday?



Dear June,

I am having a really super holiday in Greece! The huge hotel we are staying in has a pool with a flume! When I'm not in the pool, I like to race my brother to the beach and eat ice cream cones in the shade.

In the evening, we sit around the fire and play games. The food here is yummy. Yesterday, I had chocolate cake and apple pie for pudding!



Tomorrow, we are going on a blue boat to an island called Crete. I hope we will see some stone ruins.

I can't wait to see you when I get home.

Kate xxx

YEAR 1 HOMEWORK: PHONICS

Questions

1. Who was Captain Bluebeard? Tick one.

☐ Lewis's uncle

☐ Auntie Sue

☐ Prue

2. What colour did they paint the statue?

3. Why did the cousins begin to argue?

4. Complete the sentence by finishing the 'ue' words.

Auntie S_____ helped us make the _____ t_____.

We used lots of paper and _____ l_____ stuck
around an old plant pot.

Dear Prue,

I've been staying with my cousins in Cornwall for the summer. We made up a game where we had to solve clues to rescue a stolen statue from a pirate. My uncle was the baddie, Captain Bluebeard.

Auntie Sue helped us make the statue. We used lots of paper and glue stuck around an old plant pot.

While we waited for the glue to dry, we went into town to get some gold paint for the statue. The only time we started to argue was when we had to wait until 20 past 12 in the queue at the bus stop when the bus was due at 12 o'clock!

I hope you have had a good holiday. Dad said you went to Florida. Is that true? Lucky you!

Lots of love

Lewis



YEAR 1 HOMEWORK: PHONICS

Step 2 Developing Reading Skills



How To Play Marbles

Marbles have been used to play games for many years. The first ones were made of clay, stone or real marble. Victorian children loved to play marbles. Here is how you can play marbles with your friends.

You will need:

- a few marbles
- a small pouch to keep the marbles in
- some chalk

Q1: What were the first marbles made out of?

Circle your answers.

wood

stone


plastic

clay

glass

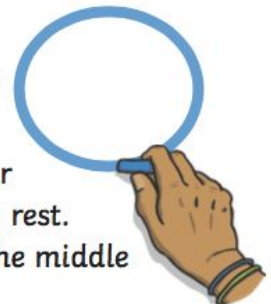
real marble

Q2: What do you need to keep your marbles in?



First, you need to draw a big circle on the floor outside using the chalk.

Next, look at your marbles and choose one to be your shooter marble. This marble should be bigger than the rest. When you have chosen, put five of the other marbles in the middle of the circle you have drawn.



YEAR 1 HOMEWORK: PHONICS

When it is your turn, kneel down on the floor around the outside of the circle. The aim of the game is to try and hit as many of the other marbles out of the circle as you can.



Q3: Which word describes the circle that you need to draw?

Q4: Which of these sentences are true? **Tick two** answers.

- ☐ You need to draw a circle with paint.
- ☐ You must put five marbles in the circle.
- ☐ You can play the game while standing up.
- ☐ Your biggest marble is your shooter marble.



Flick your shooter marble with your thumb towards the other marbles. If you knock any of them out of the circle, you get to keep them and have another turn.

Keep playing until all of the marbles have been knocked out of the circle and the circle is empty. The winner is the person with the most marbles at the end of the game. You should always give the marbles back unless the person tells you that you can keep them.



Q5: Why should you always give the marbles back?

YEAR 1 HOMEWORK: PHONICS

Q6: Number the sentences to show the order of the game.

The first one has been done for you.

- ☐ Take turns to flick a shooter marble.
- ☐ Stop when all of the marbles have been knocked out of the circle.
- ☒ 1 Draw a big circle using chalk.
- ☐ Put five marbles in the middle of the circle.
- ☐ Decide who is the winner with the most marbles.



YEAR 1 HOMEWORK: PHONICS

Quick Questions

1. Match these places to what you would find there.



River Thames

crown jewels

Tower of London

The Queen

Buckingham Palace

eels and oysters

2. How does the author feel about London? Use evidence from the text to support your answer.



3. What might the passengers see next on the tour?



4. Which word from the text means the same as 'next to'?



A Helicopter Tour of London

















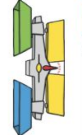




















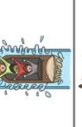







Welcome aboard this tour of London, the capital city of England. Below us, over eight million people are living and working in one of the most exciting cities in the world. You can see the famous River Thames flowing through the city and some rowers practising for their yearly boat race. The Thames is full of slimy eels and oysters. Would you like to try some? Beside the Thames, you can see the Tower of London, where the crown jewels are kept, and over in the distance is Buckingham Palace, where the Queen and her royal family live. Underneath the ground in London is the famous underground railway, known as the 'tube'. What a fantastic city this is!



YEAR 1 HOMEWORK: PHONICS

Using split digraph, can you sound out and spell these different words?

Split Digraphs Table

| | o-e | e-e | u-e | a-e | i-e | | | | | | | | |
|--|---|---|---|---|---|--|--|--|--|--|--|--|--|
| | | | | | | | | | | | | | |
| |  |  |  |  |  | | | | | | | | |
| |  |  |  |  |  | | | | | | | | |
| |  |  |  |  |  | | | | | | | | |
| |  |  |  |  |  | | | | | | | | |
| |  |  |  |  |  | | | | | | | | |
| |  |  |  |  |  | | | | | | | | |
| |  |  |  |  |  | | | | | | | | |
| |  |  |  |  |  | | | | | | | | |
| |  |  |  |  |  | | | | | | | | |

YEAR 1 HOMEWORK: PHONICS

Phonics Activity Mat 6

Read these words to a friend.

jazz



flag

pligh



splint

shaish



convict

plear



sleeping

rainbert



pancakes

Write the real words next to the chest and the nonsense words next to the bin.

prind

stamp

greet

moist

charf

snorm

liss

branch



Circle all of the words that contain the **aw** digraph.

hawk

winner

dark

straws

waist

dawn

claw

taunt

Add the sound buttons to these words.

raincoat

disturb

starch

Write the missing sounds in these words.



__ig



spri__



c__ch



sp__n



g__t



t__ch



p__ch



d__v__



v__n__s



envel__p__

Write a word that contains **ue**.

Phonics Activity Mat 5

Read these words to a friend.

slimp



snug

charn



throb

plink



stands

pauth



louder

imquake



grasshopper

Write the real words next to the chest and the nonsense words next to the bin.

sphere

dirl

thuke

glue

geach

trime

smart

enjoy



Circle all of the words that contain the **ph** digraph.

graph

pins

phonics

happen

hope

phone

spinner

dolphin

Add the sound buttons to these words.

statue

clears

bathtub

Write the missing sounds in these words.



__et



swi__s



ba__



l__f



fl__r



s__p



b__k



__isk



c__k__s



h__s__

Write a word that contains **oa**.

YEAR 1 HOMEWORK: PHONICS

Phonics Activity Mat 4

Read these words to a friend.

crish



birth

plisk



stain

grote



speak

limpert



starling

sighcoat



yearbook

Write the real words next to the chest and the nonsense words next to the bin.

while

phene

spawn

display

inclue

chie

tronk

winter



Circle all of the words that contain the **wh** digraph.

willow

whale

wax

which

window

vow

count

whisper

Add the sound buttons to these words.

manure

turkey

continue

Write the missing sounds in these words.



__am



b__d



ben__



__ink



k__



f__m



popc__n



c__p__



t__m__



fr__m__

Write a word that contains **ou**.

Phonics Activity Mat 3

Read these words to a friend.

pank



crash

slarp



shred

thimp



faster

shope



volume

airporth



matchstick

Write the real words next to the chest and the nonsense words next to the bin.

sprath

feast

creep

flink

dagger

slime

sharm

linkmust



Circle all of the words that contain the **ir** digraph.

burst

smoke

shirt

third

spear

kite

skirt

hammer

Add the sound buttons to these words.

handstand

flower

throat

Write the missing sounds in these words.



__est



__ick



bu__



bran__



__l



th__n



__l



c__v__



r__p__



pr__z__

Write a word that contains **au**.

YEAR 1 HOMEWORK: L.O.L.

1. Circle the words that should have a capital letter.

erin and jack were friends.

.....

2. Add either ? or ! to this sentence.

What are you playing

.....

3. Write the plural of doll.

one doll three _____

.....

4. Write the plural of box.

one box two _____

.....

5. Tick the sentence that is correct.

Tick **one**.

I like to dig in the sand.

☐

I like to digs in the sand

☐

YEAR 1 HOMEWORK: L.O.L.

6. Tick the sentence that is correct.

Tick **one**.

Joel and I went swimming on Tuesday. ☐

joel and i went swimming on tuesday. ☐

Joel and I goed swimming on Tuesday. ☐

7. Add the suffix 'ing' to these words.

play___

jump___

8. Add 'er' or 'est' to these sentences.

Dad's car is fast.

Freddie's car is fast___ than Dad's.

AJ's car is fast___ of all.

9. Which one of these words means poorly?

unwell ☐

unhappy ☐

undo ☐

10. Use numbers 1 to 4 to put these sentences in order to make a short story. The first one has been done for you.

Finally, her teacher arrived! What a surprise!

First, she put balloons up all over the classroom.

Sam got to school very early to surprise her teacher.

Then, she wrote 'Happy Birthday' on the board.

☐☐☐☐

YEAR 1 HOMEWORK: L.O.L.

1. Write a word to complete this sentence.

I like strawberries _____ bananas.

.....

2. Add the correct punctuation to this sentence (? or !).

What a mess it is

.....

3. Write the missing day.

Wednesday Thursday _____

.....

4. Write the plural of shed.

one shed three _____

.....

5. Write the plural of church.

one church two _____

.....

6. Add the suffix 'ed' to these words.

walk_____

Laugh_____

YEAR 1 HOMEWORK: L.O.L.

7. Tick the sentence that is correct.

Tick **one**.

I was happy with my gift.

☐

I were happy with my gift.

☐

8. Add 'er' or 'est' to these sentences.

My sister is small. Hayley's sister is small____. Adele's sister is small____.

9. Which one of these is the opposite of kind.

unkind

☐

undid

☐

untrue

☐

10. Add the suffix 'ing' to these words.

fly _____

cross _____

YEAR 1 HOMEWORK: L.O.L.

Desert Island



Imagine that you live on this desert island... But you can only take 3 things from home with you.

- What would you take with you?
- Why have you chosen them?

Try and describe your objects using some brilliant adjectives.

YEAR 1 HOMEWORK: L.O.L.

The Mouse from the Gruffalo



Write sentences describing the Mouse from the Gruffalo..
Can you include a 2A sentence?

YEAR 1 HOMEWORK: TOPIC

Can you label
the different
continents?

The Seven Continents of the World

| Word Bank |
|---------------|
| North America |
| South America |
| Africa |
| Antarctica |
| Australasia |
| Europe |
| Asia |

