

# LEARNING FUN AT HOME CAMP EDITION

## OUTDOOR SCIENCE SCHOOL While Staying At Home!

How many boxes can you cross off? Work with your family and have fun!

<b>Rock Hunt</b> Head out with a grown up or sibling. Look for any interesting rocks. Sketch it out or take a picture. Complete the rock hunt piece.	<b>Build a Tent</b> Get out blankets and pillows to make your own tent! Bonus if you can actually sleep in it!	<b>Camp Chores</b> There's a lot of work to be done at camp. In a single day, do the following: make your bed, help with meals, do the dishes, and put away your clothes!	<b>Talent Show Time!</b> Put on your own mini talent show after dinner. See if your family will participate, too! Sing, dance, tell jokes, or anything else you can think of!
<b>Camp Breakfast</b> Get up early and help make breakfast! Eat together with a family member and talk about your plans for the day.	<b>Photo Hunt</b> Use the worksheet to take pictures (or sketch!) the items you might find in the wilderness.	<b>Letter Time</b> Write a letter to a member of your extended family. Address the envelope, add a stamp, and mail it!	<b>Nature Walk</b> Grab a bag and walk your neighborhood with a grown up. See if you can find at least TEN items. Use the worksheet once you get home.
<b>Quiet Cabin</b> At some point in the day, go to a quiet spot in the house. Set a timer for one hour. Grab a book and read, enjoying the peace and calm.	<b>Board Game</b> Pick a board game and play with your family! Bonus if you play TWO different board games! Remember to be a good sport!	<b>Camp Lunch or Dinner</b> Plan your meal and then make it! Bonus if you can take it outside and eat on the patio or in your yard!	<b>Clean Cabin</b> Try to earn the honor of the Clean Cabin Award. Spend some time cleaning your room or space so that it's tidy and organized!
<b>Camp Dessert</b> Work with a grown up to pick a recipe. Follow the recipe and bake it up! Complete the worksheet to tell us all about it!	<b>Camp Awards</b> Use your friends and the people in your family to give out some camp awards. Complete the worksheet about the awards!	<b>Night Hike</b> With an adult, grab a flashlight and put on a jacket. Wait until the sun sets and go on a night walk through your neighborhood!	<b>Free Space!</b> Did you come up with an idea on your own? Complete the worksheet to tell us what you did "at camp."

Engaging  
activities for all  
ages!

Print and go  
activities!



# OUTDOOR SCIENCE SCHOOL

## QUARANTINE STYLE

How many boxes can you cross off this week? Work with your family and have fun!

<b>Rock Hunt</b>  Head out with a grown up or sibling. Look for any interesting rocks. Sketch it out or take a picture. Complete the rock hunt piece.	<b>Build a Tent</b>  Get out blankets and pillows to make your own tent! Bonus if you can actually sleep in it!	<b>Camp Chores</b>  There's a lot of work to be done at camp. In a single day, do the following: make your bed, help with meals, do the dishes, and put away your clothes!	<b>Talent Show Time!</b>  Put on your own mini talent show after dinner. See if your family will participate, too! Sing, dance, tell jokes, or anything else you can think of!
<b>Camp Breakfast</b>  Get up early and help make breakfast! Eat together with a family member and talk about your plans for the day.	<b>Photo Hunt</b>  Use the worksheet to take pictures (or sketch!) the items you might find in the wilderness.	<b>Letter Time</b>  Write a letter to a member of your extended family. Address the envelope, add a stamp, and mail it!	<b>Nature Walk</b>  Grab a bag and walk your neighborhood with a grown up. See if you can find at least TEN items. Use the worksheet once you get home.
<b>Quiet Cabin</b>  At some point in the day, go to a quiet spot in the house. Set a timer for one hour. Grab a book and read, enjoying the peace and calm.	<b>Board Game</b>  Pick a board game and play with your family! Bonus if you play TWO different board games! Remember to be a good sport!	<b>Camp Lunch or Dinner</b>  Plan your meal and then make it! Bonus if you can take it outside and eat on the patio or in your yard!	<b>Clean Cabin</b>  Try to earn the honor of the Clean Cabin Award. Spend some time cleaning your room or space so that it's tidy and organized!
<b>Camp Dessert</b>  Work with a grown up to pick a recipe. Follow the recipe and bake it up! Complete the worksheet to tell us all about it!	<b>Camp Awards</b>  Use your friends and the people in your family to give out some camp awards. Complete the worksheet about the awards!	<b>Night Hike</b>  With an adult, grab a flashlight and put on a jacket. Wait until the sun sets and go on a night walk through your neighborhood!	<b>Free Space!</b>  Did you come up with an idea on your own? Complete the worksheet to tell us what you did "at camp."

# OUTDOOR SCIENCE SCHOOL While Staying At Home!


How many boxes can you cross off? Work with your family and have fun!

<b>Rock Hunt</b>  Head out with a grown up or sibling. Look for any interesting rocks. Sketch it out or take a picture. Complete the rock hunt piece.	<b>Build a Tent</b>  Get out blankets and pillows to make your own tent! Bonus if you can actually sleep in it!	<b>Camp Chores</b>  There's a lot of work to be done at camp. In a single day, do the following: make your bed, help with meals, do the dishes, and put away your clothes!	<b>Talent Show Time!</b>  Put on your own mini talent show after dinner. See if your family will participate, too! Sing, dance, tell jokes, or anything else you can think of!
<b>Camp Breakfast</b>  Get up early and help make breakfast! Eat together with a family member and talk about your plans for the day.	<b>Photo Hunt</b>  Use the worksheet to take pictures (or sketch!) the items you might find in the wilderness.	<b>Letter Time</b>  Write a letter to a member of your extended family. Address the envelope, add a stamp, and mail it!	<b>Nature Walk</b>  Grab a bag and walk your neighborhood with a grown up. See if you can find at least TEN items. Use the worksheet once you get home.
<b>Quiet Cabin</b>  At some point in the day, go to a quiet spot in the house. Set a timer for one hour. Grab a book and read, enjoying the peace and calm.	<b>Board Game</b>  Pick a board game and play with your family! Bonus if you play TWO different board games! Remember to be a good sport!	<b>Camp Lunch or Dinner</b>  Plan your meal and then make it! Bonus if you can take it outside and eat on the patio or in your yard!	<b>Clean Cabin</b>  Try to earn the honor of the Clean Cabin Award. Spend some time cleaning your room or space so that it's tidy and organized!
<b>Camp Dessert</b>  Work with a grown up to pick a recipe. Follow the recipe and bake it up! Complete the worksheet to tell us all about it!	<b>Camp Awards</b>  Use your friends and the people in your family to give out some camp awards. Complete the worksheet about the awards!	<b>Night Hike</b>  With an adult, grab a flashlight and put on a jacket. Wait until the sun sets and go on a night walk through your neighborhood!	<b>Free Space!</b>  Did you come up with an idea on your own? Complete the worksheet to tell us what you did "at camp."

# OUTDOOR SCIENCE SCHOOL

## GO ON A ROCK HUNT!

Directions: With an adult or sibling, walk around your neighborhood with this paper and sketch out what you find. Or, take pictures of rocks and complete this once you get back home! Describe your specimens, explaining where you found each and how you think it got there.




---

---

---

---




---

---

---

---



---

---

---

---

Why do you think people might start a rock collection? Would you? \_\_\_\_\_

\_\_\_\_\_

# OUTDOOR SCIENCE SCHOOL

## CAMP DESSERT time!

Directions: With an adult or sibling, pick a recipe to create for your camp dessert. Make sure you have all the ingredients and use all safety rules for kitchens. Write out the ingredients (include how much of each) and write the steps. Then, sketch out the final product!

**INGREDIENTS:**

**STEPS:**

**SKETCH:**

# OUTDOOR SCIENCE SCHOOL

## NATURE WALK

Directions: Take a walk around your neighborhood and look for any interesting pieces of nature. If you're allowed, take it home. Otherwise, take a mental picture. Title, describe, and sketch your top nine.

1

2

3

4

5

6


7

8

9

# OUTDOOR SCIENCE SCHOOL GOING ON A PHOTO HUNT!

Directions: What might you find in the wilderness? In the box below, sketch out a wilderness scene. Label at least FIFTEEN things you might find up in the mountains. Be specific!

A large, empty rectangular box with a thick black border, intended for a student to draw a wilderness scene. The box is currently blank.

# **OUTDOOR SCIENCE SCHOOL**

## **CAMP AWARDS!**

Directions: Think of your family and friends. Assign them an award that most closely matches them!  
Draw a picture of each person and write their name in the box.

**BEST HIKER**

**FUNNIEST TALENT  
SHOW ACT**

**BEST CAMP  
CHEF**

**MOST  
HOMESICK**

**BEST  
STORYTELLER**

**CLEANEST  
CABIN WINNER**

**MOST  
ENTHUSIASTIC**

**MOST LIKELY TO  
BECOME A CAMP  
COUNSELOR**

**BRAVEST  
CAMPER**



# OUTDOOR SCIENCE SCHOOL FREE SPACE!

I came up with my own idea for camp week! Here's what we did, as well as a sketch!

[illegible][illegible]

# OUTDOOR SCIENCE SCHOOL


## A letter to...

Dear \_\_\_\_\_,

Love,

# OUTDOOR SCIENCE SCHOOL

## A PICTURE WITH MY LETTER



Thank you for downloading!  
I so appreciate you and the work  
you do in your classrooms!

Thank you so much for downloading!

Please note, this product is for personal classroom use by a single teacher. If you would like a copy of this product for more than one teacher, please download additional licenses, available at 10% off the original price. If you would like to share this product with teacher friends, please return to your "My Purchases" page and download unlimited additional licenses at 10% off the original price!



Product Created By

Jill Shafer

TPT: Hello Fifth

Instagram @hello\_fifth

Email:

hellofifth81@gmail.com