

YEAR 2 HOMEWORK - Pack 6

Whilst school is closed we have planned a variety of homework tasks for your child to complete. The tasks are designed to be completed over several days, and we also expect all pupils to read daily, as well as use TT Rockstars and Spelling Shed.

Year 2 Common Exception Words

after	child	every	half	move	plant	whole
again	children	everybody	hold	Mr	poor	who
any	Christmas	eye	hour	Mrs	pretty	wild
bath	class	fast	improve	old	prove	would
beautiful	climb	father	kind	only	should	
because	clothes	find	last	parents	steak	
behind	could	floor	many	pass	sugar	
both	cold	gold	mind	past	sure	
break	door	grass	money	path	told	
busy	even	great	most	people	water	

twinkl

Task 1:

Continue to practice your spellings of your common exception words in your best handwriting.

Remember: look, cover, write, check.

Task 2:

Write 5 different sentences using your common exception words.

Task 2:

Continue to play TT Rockstars to improve your recall of your multiplication facts.

Can you improve your time per second answered?





YEAR 2 HOMEWORK

Handwriting practice lines for Year 2 homework. The page contains 10 sets of horizontal lines, each consisting of a solid top line, a dashed middle line, and a solid bottom line, providing a guide for letter height and placement.

YEAR 2 HOMEWORK

Task 3

Practice these words in cursive handwriting..

Spelling rule: Contractions

can't

couldn't

didn't

they're

hasn't

you'll

that's

he's

she's

it's

we're

Challenge: Write the non-contracted forms for these words.

YEAR 2 HOMEWORK

Task 4:

Continue to play Spelling Shed to practice your spellings set by your teacher.



All the children have been given accounts for Spelling Shed to access at school and at home (**log-in details are stuck inside the children's reading records**). They will be set their weekly spellings using this platform, which they can practice at home ready for their weekly spelling test. We look forward to seeing how they get on with this exciting, new programme.

<http://play.edshed.com>

Please note, spellings will be available from school if you are unable to access the account.

Assignments

Task

Year 5 & Year 6 UKS2 Full List

Due: 09/03/20 00:00



Egg

[Details](#)

Weekly spellings - silent letters

0/2 Due: 08/03/20 09:00



Egg

[Details](#)

Click on '**More Lists**' to see full details of each spellings rule the children have been set. Click on '**Details**' to see the word list.

YEAR 2 HOMEWORK



<http://play.edshed.com>

All the children have been given accounts for **Spelling Shed** to access at school and at home (**log-in details are stuck inside the children's reading records**). They will be set their weekly spellings using this platform, which they can practice at home ready for their weekly spelling test. We look forward to seeing how they get on with this exciting, new programme.

Spelling Shed




Well done to the following Spelling Shed superstars who have been smashing it over the last few weeks!

Each of you have been working so hard on your spellings!

Look out for our Spelling Shed Hall of Fame in the next learning pack – will your name be on there?

YEAR 2 HOMEWORK - Writing

Writers Hall of Fame



Key Words

sandy dusty hot
scorching bright
dry warm old wild
wooden old-fashioned
unattractive dirty filthy
arid

Can you write a paragraph about this setting?

The saloon is a best place. It is a dusty, old-fashioned and sandy saloon. The speedy horses galloped to pub because the cowboys were thirsty from riding up and down mountains for lots of days because they were mining for gold for their town. So that they can be rich and also it was for so that they can get new stuff.

By Keeley, Lisbon class

Please email crumbles@hvp.org.uk to include any wonderful work in the next homework pack!

the battle.
They saved scared people.
Finally the police come and
then took bad guys to
the jail. Superman and Flash
got a gold, shiny medal
for brave, fantastic work.

15 Someday after saved a lost
kitten, Superman got his phone
and began call to the Flash
for help.

Then east, amazing flash was
next to the Superman.

Superman explained he saw
a lot of bad, dangerous guys
in the bank. They was getting
some money. A minute later
they gone to the east and cool,
super car. Then bravely and
quickly entered to the bank.
After that they were fighting
with robbers. An hour later
they stop long sight.
Bravely cool Superheroes win.

By Igor, Lisbon class

YEAR 2 HOMEWORK - Writing

Writers Hall of Fame



Tuesday 5th May 2020

Task 12 pack 5

Once upon a time in a tall, beautiful and old Tower lived a joyful prince and princess. They danced happily near the edge of the tower with some music. They had friends watching so they danced their best to show.

But just then the sky turned grey, cloudy and cold. It was strange. They saw a wooden, broken and colourless pirate ship out rose. A mean pirate he climbed the tower. He reached the top and stepped in the tower. He was holding a shiny apple on one hand and a hook on the other.

Then the brave, trained prince/knight fought the pirate. This went on for quite a while. The pirate was still holding the half green half red apple but the pirate got distracted and he couldn't hold on because of his hook and the apple was he going to fall in the horrible net. He held on, then he fell and melted. He was dead. Never to be seen again. The next day, everyone came to watch the dancing that the prince and princess did and the bushes closed in the glowing night sky and they lived happily ever after.



Please email crumbles@hvp.org.uk to include any wonderful work in the next homework pack!

By Bruce, Rome class

YEAR 2 HOMEWORK - Writing

Hall of Fame



By Harrison, Rome class



By Chelu, Rome class

Please email crumbles@hvp.org.uk to include any wonderful work in the next homework pack!

YEAR 2 HOMEWORK

Task 5

Read the text and then answer the questions.

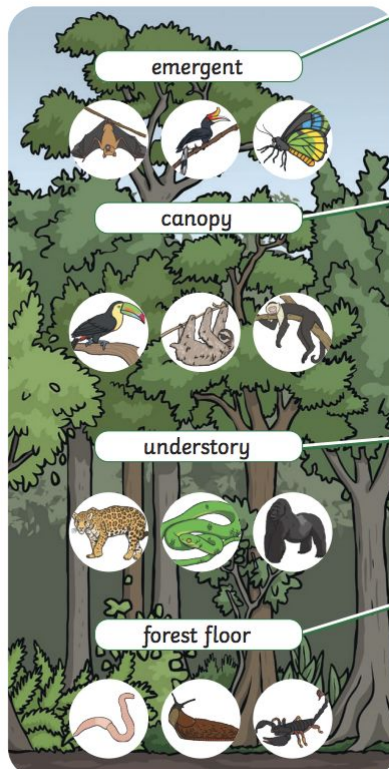
Rainforests

What is a Rainforest?

Rainforests are large forests that have tall trees, warm weather and lots of different species of animals living there. They are called rainforests because they get lots of rain. They are found in hot places such as Africa, Asia and Australia. The largest rainforest is called the Amazon in South America, which reaches over many countries, but is mostly in Brazil.

Parts of a Rainforest

A rainforest is made up of different layers (parts).



The emergent layer - At the top is the emergent layer, also known as the sunlit zone. This layer has the tallest trees and is sunny, wet and windy. Only a few animals live here such as bats, birds and butterflies.

The canopy - This is where the branches and leaves of the trees are so close together that they touch and join up to form a kind of umbrella. This is home to most of the animals and plants of the rainforest such as toucans, sloths, howler monkeys and fig trees.

The understory - This layer is found under the canopy. It does not get much sunlight. The understory is home to animals such as jaguars, gorillas, elephants and snakes.

The forest floor - Here it is dark and humid (damp and hot). Very little sun reaches the forest floor as the leaves of the canopy block the sunlight. The smaller animals live here, such as slugs, scorpions and worms.

Please turn the page.



YEAR 2 HOMEWORK

Task 5

Read the text and then
answer the questions.

Animals and Wildlife


There are so many different animals, insects and plants found in the rainforests, that some have not yet been discovered!

Over $\frac{3}{4}$ of life in the rainforest can be found in the canopy where it is hot and dry and there is plenty of food and shelter. Here the animals and reptiles move around by flying, jumping and swinging on the vines.



Did You Know...?

- Rainforests get at least 200cm of rain every year and sometimes more!



- $\frac{1}{2}$ of the plants and animals of the world live in rainforests.
- Rainforests produce oxygen that we need to breathe.
- We get many things from rainforests, such as bananas, chocolate, nuts, coffee and rubber.

- About $\frac{1}{4}$ of the medicines we use come from plants in the rainforest.



Answers are
on the next
page.

YEAR 2 HOMEWORK

1. What is a rainforest and why have they been given this name?

2. Which country in South America is the Amazon Rainforest mostly in?

3. Can you put the different layers of the rainforest in order from the top to bottom?

1. _____ top
2. _____
3. _____
4. _____ bottom

4. Different animals and wildlife can be found at each layer of the rainforest. Can you match the name of the layer with the animals and wildlife found there by drawing lines to connect them?

emergent	•	•	Home to most of the animals and plants of the rainforest such as toucans, sloths, howler monkeys and fig trees.
canopy	•	•	It has the tallest trees. Only a few animals live here such as bats, birds and butterflies
understory	•	•	The smaller animals live here, such as slugs, scorpions and worms.
forest floor	•	•	Home to animals such as jaguars, gorillas, elephants and snakes.

YEAR 2 HOMEWORK

5. Why is so much life found in the canopy layer of the rainforest?

Tick **all** that apply.


- ☐ It is dark, wet and windy
- ☐ It is hot and dry
- ☐ There is plenty of food and shelter

6. Give **two** reasons why it is important that we look after and protect our rainforests.


YEAR 2 HOMEWORK

Task 6 -

When reading at home here is a grid of activities or ideas to try.



Write a diary entry as one of the characters in a book you are reading	Draw a new front cover for one of your favourite books	Design an outfit you think one of the characters would like to wear	Write a book review about the last book you read	You are hiring a character from the book you are reading. Can you create a job application poster?
Create an estate agent poster for a setting in the story	Create a new hero in a book	Identify 5 unfamiliar words in the text and find out their meaning	Write a letter to your favourite character of a book	Paint a picture of your favourite setting of a story
Choose a character from your book - if you could give them a gift, what would it be and why?	Change the problem that happens in the story	Write a letter to your favourite author	Go on a synonym hunt of your favourite book	Change the setting of the book you are reading
Identify 6 adjectives in the story you are reading	Create a fact file all about your favourite author	Write down 10 words you think best describe a story that you have read	Create a new villain for your story	Write down 5 questions that you could answer about the story.

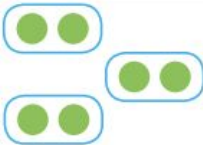



Tell a family member all about the book you are currently reading.

What is your favourite part so far and why?

YEAR 2 HOMEWORK

Task 7: Complete the table.

Factors	Repeated Addition	Groups	Array	Related Calculation (commutative property)	Product
3×2	$2+2+2$			2×3	6
2×5					
3×10					
6×2					
4×3					
3×5					
2×10					

YEAR 2 HOMEWORK

Task 8: Oracy

Discuss these questions with your adult. Remember to talk in full sentences and try and use 'because'!

Why are the dogs so big?

What do you think the man is feeding the dogs?

How do you think the man is feeling?



Do you think the dogs have stopped growing?

Would you like to have a pet this big?

Do you think the dogs will return to the normal size?

YEAR 2 HOMEWORK

Task 9: Wellbeing

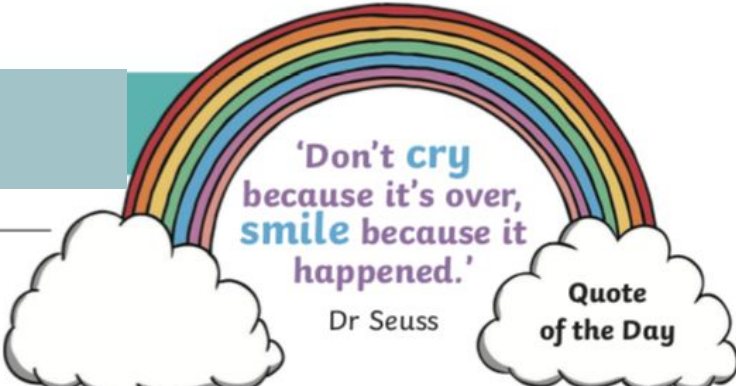
Date: _____

Today I Want To:
Draw or write the things you'd like to do today.

1.

2.

3.



'Don't cry because it's over, smile because it happened.'
Dr Seuss

Quote of the Day

Today's News

What did you do?

What did you eat and drink?

Who were you with?

Who did you speak to?

YEAR 2 HOMEWORK

Task 10 : Place and Time

Introducing our new topic.... **America: The Wild West**



Research task:

Using your research you need to make a fact file all about North America.
You may want to include the following:

- The population
- Where it is on a map
- What landmarks and feature might you find there (you may want to include pictures)
- Languages spoken in North America


YEAR 2 HOMEWORK

Task 11: Place and Time

Retrieval

Talking point:

Talk to an adult about what you know about The Gunpowder Plot. Research key facts to support your discussion. Consider the key people involved and how we remember the gunpowder plot today.



YEAR 2 HOMEWORK

Task 12: Writing



Story starter!

She turned in the saddle and looked behind her. Emma could see others catching up with her.

Digging in her heels, she whispered some words of encouragement in the ostrich's ears as it burst into full speed. They were ahead, but there was so far to still go.....

You need to continue the story. Think about the following:

Who is chasing Emma?

Is this a race?

Where is she?

What can she see?

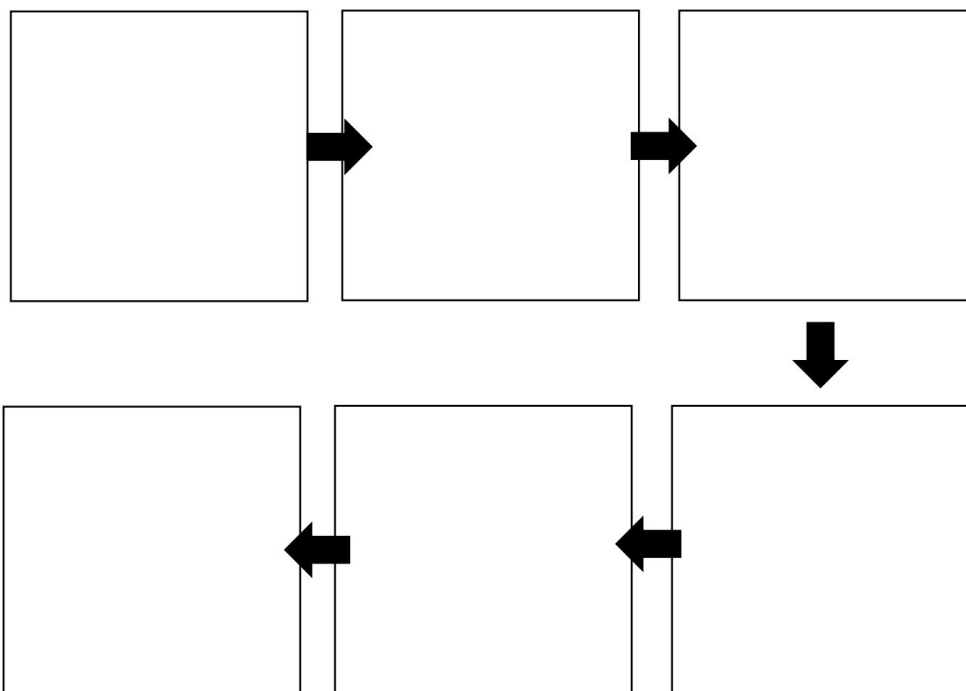
Where is she going?

What is going to be the problem?

Use the planning sheet the next page to help you plan your story.

YEAR 2 HOMEWORK

Task 12: Writing



<i>Temporal adverbials / openers</i>	<i>Adjectives</i>
<i>Past tense verbs</i>	<i>Other</i>





YEAR 2 HOMEWORK

Handwriting practice lines for Year 2 homework. The page contains 10 sets of horizontal lines, each consisting of a solid top line, a dashed middle line, and a solid bottom line, providing a guide for letter height and placement.

YEAR 2 HOMEWORK

Task 13: Word problems

<p>Each children's ticket costs £5. How much do the 2 children pay altogether?</p> <p><input type="text"/></p>	<p>Each section of the circus has 10 seats. If 40 people arrive, how many sections will they need?</p> <p><input type="text"/></p>	<p>There are 3 clowns and each clown juggles 4 balls. How many balls altogether?</p> <p><input type="text"/></p>
<p>There are 20 sweets in Emma's packet. If she shares them equally with James, how many sweets will they have each?</p> <p><input type="text"/></p>	<p>9 trapeze artists swing on 3 swings. How many trapeze artists are on each swing?</p>  <p><input type="text"/></p>	<p>The motorbike riders are next. There are 18 wheels altogether. How many motorbikes are there?</p>  <p><input type="text"/></p>
<p>The circus dancers wear feathers in their hair. There are 5 dancers and each dancer wears 3 feathers. How many feathers altogether?</p> <p><input type="text"/></p>	<p>There are 7 acrobats. Each acrobat does 5 tumbles. How many tumbles altogether?</p> <p><input type="text"/></p>	<p>At the end of the show, 10 performers take 30 bows altogether. How many bows does each performer take?</p> <p><input type="text"/></p>

YEAR 2 HOMEWORK

Task 14 : SPAG

Circle the conjunction in each of these sentences:

I was thinking that we could go to visit the puppies this afternoon.

The puppies bark when you leave them.

It would be brilliant if we could see them every day.



Write these verbs in the past tense:

kick scream sleep smell


Underline the expanded noun phrases.

Eli walked in the long, green grass with Patrick.



The children visited their kind, old grandad and their nice, caring, grandma.

Which year 2 common exception word has Mr Whoops been juggling with?



Find the hidden words.

other	w	a	f	o	s	s	i	l
mother	l	c	n	e	t	e	l	r
brother	i	b	r	o	t	h	e	r
nothing	r	h	t	y	e	y	e	p
fossil	t	a	m	o	t	h	e	r
nostril	s	n	o	t	h	i	n	g
	o	a	p	i	t	y	J	d
	n	o	w	v	r	l	r	y

Use the picture clues to write the compound word.




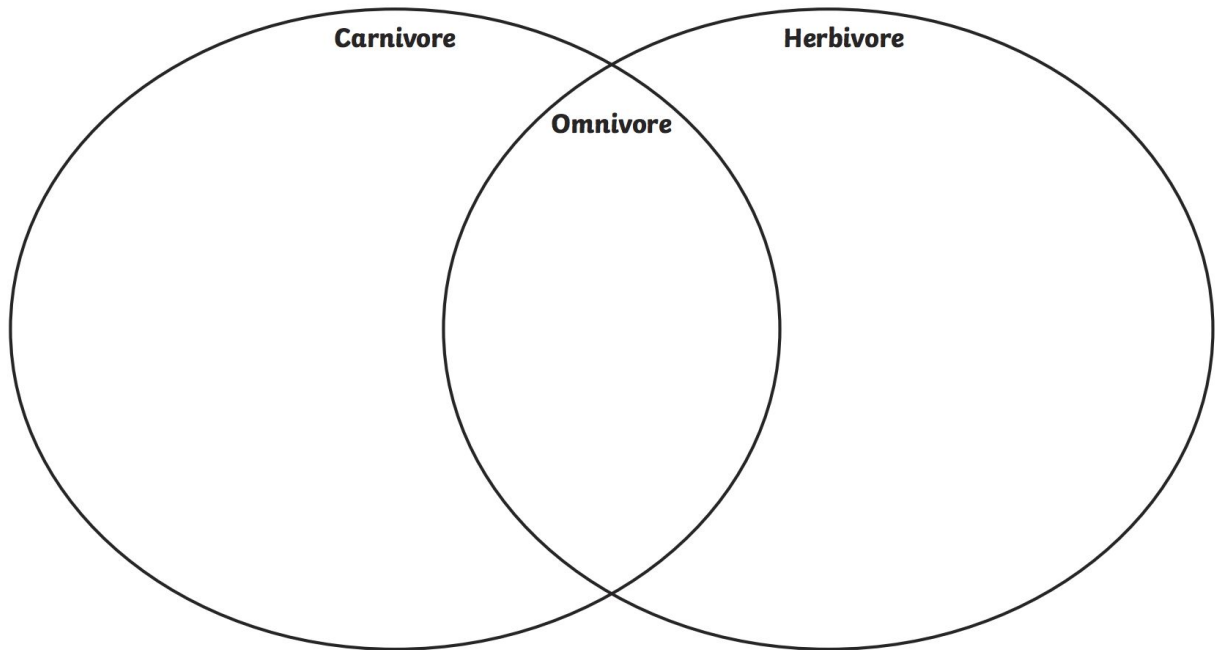
YEAR 2 HOMEWORK

Task 15: Science

Cut the animals out and stick them into the correct place on the Venn diagram

Carnivore, Herbivore or Omnivore?

Sort the animals into the correct section of the Venn diagram below.



YEAR 2 HOMEWORK

Task 15: PE

Set up a fitness circuit using these cards!

Fitness Circuit Cards

Tuck jumps

Do 10 tuck jumps:

- How high can you jump?
- Can you jump higher than your buddy?
- How many tuck jumps can you do without stopping?



Fitness Circuit Cards

Hopping

Hop around the circuit:

- How many laps can you do?
- How many hops can you do before you need to swap legs?



Fitness Circuit Cards

Push Ups

Do push ups for a minute:

- How many can you do?
- Can you do push ups with one hand or one foot?
- If it is hard, you can do push ups with your knees down.



Fitness Circuit Cards

Toe Touches

Do 10 toe touches:

- Reach up high and then bend down and touch your toes. Your arms and legs should stay straight.
- Can you do sitting toe touches?



Fitness Circuit Cards

Bounce a Ball

Bounce a ball on the spot:

- How many bounces can you do before dropping the ball?
- Can you bounce while walking in a circle?
- How many bounces can you do in a minute?

Fitness Circuit Cards

Arm Circles

Start with your arms out making small circles, slowly make your circles bigger:

- Can you make backwards circles?
- Can you do one arm backwards and one arm forwards?

YEAR 2 HOMEWORK

Task 16: Poetry

Write an acrostic poem to the NHS
using the word 'rainbow'.

R
A
I
N
B
O
W

YEAR 2 HOMEWORK

Task 17: Art

Wassily Kandinsky was a Russian artist who was famous for painting his Kandinsky circles. Kandinsky felt that he could express feelings and music through colors and shapes in his paintings. You can now try to paint in the same style as Kandinsky using colourful circles. Below you can see some of his incredible work!





YEAR 2 HOMEWORK

Task 18: Reading

The Amazing Amazon River

Flowing from the Andes Mountains, the Amazon River is the second longest river in the world, measuring in at 6,347 km. The river runs through Ecuador, Venezuela, Brazil, Colombia, Guyana, Peru and Bolivia in South America. During the wet season, the Amazon River grows and can reach over 190 kilometres in width, however there are no bridges that cross the river. The largest city along the Amazon is Manaus in Brazil. The city is home to around 1.7 million people.



Crossing the Amazon must be done by boat because there are no bridges.

Amazingly, there are 3,000 species of fish that live in the river with new species being discovered all the time. The Amazon River is also home to the piranha, which is a meat-eating fish!

1. Number the countries below from **1 to 7** to show the order that they are listed in the text. The first one has been done for you.


☐
☐
☐

Brazil
Peru
Venezuela

☐
☒

Guyana
Ecuador

☐
☐

Bolivia
Colombia



2. How many species of fish live in the Amazon River? **Tick one.**

☐
☐

1.7 million
3,000

☐
☐

6,347
190



3. **Find and copy** two words the author uses to talk about the river's movement.



4. Would it be safe to swim in the Amazon River?
Explain your answer.

YEAR 2 HOMEWORK

Task 19: Music

Musical Instruments

s m a r a c a s f x y c
m n g u i t a r y n j a
u i p n u i s r b r y s
r l r e c o r d e r n t
d o r q e l n d e o t a
i i n u o t p e o n r n
v v a u e e l c y a i e
t i t r u m p e t i a t
l q o b h d u g e p n s
t i c l e r e s t u g e
c y m b a l s z g n l d
t a m b o u r i n e e z

drums
cymbals
guitar
triangle

recorder
tambourine
maracas
violin

piano
trumpet
castanets
viola

How many of these instruments have you played in music?

Write a sentence about each one you've played to explain what it sounds like and how you play it!

YEAR 2 HOMEWORK

Task 20: Addition

$$57 + 25 = 82$$

$$50 + 20 = 70$$

$$\begin{array}{r} 7 + 5 = 12 \\ \hline 82 \end{array}$$

Workings

Workings

1. $26 + 35 =$


3. $77 + 26 =$

2. $59 + 14 =$

4. $61 + 38 =$


Asif has a packet of biscuits. There are 12 in the packet. He gives 6 of the biscuits to some friends. He buys another packet of 12 biscuits.

How many biscuits does he have now?



In a school kitchen, the cook has 20 pie trays. She makes meat pies and vegetarian pies. The cook uses 8 trays for the meat pies and 7 for the vegetarian pies.

How many trays are not used?



YEAR 3 HOMEWORK - Pack 6

Whilst school is closed we have planned a variety of homework tasks for your child to complete. The tasks are designed to be completed over several days, and we also expect all pupils to read daily, as well as use TT Rockstars and Spelling Shed.

Year 3 and 4 Common Exception Words

Aa	breath	consider	enough	group	island	natural	popular	Rr	surprise
accident	breathe	continue	exercise	guard	Kk	naughty	position	recent	Tt
accidentally	build	Dd	experience	guide	knowledge	notice	possess	regular	therefore
actual	busy	decide	extreme	Hh	Ll	Oo	possession	reign	though
actually	business	describe	Ff	heard	learn	occasion	possible	remember	thought
address	Cc	different	famous	heart	length	occasionally	potatoes	Ss	through
although	calendar	difficult	favourite	height	library	often	pressure	sentence	Vv
answer	caught	disappear	February	history	Mm	opposite	probably	separate	various
appear	centre	Ee	forward	Ii	material	ordinary	promise	special	Ww
arrive	century	early	forwards	imagine	medicine	Pp	purpose	straight	weight
Bb	certain	earth	fruit	increase	mention	particular	Qq	strange	woman
believe	circle	eight	Gg	important	minute	peculiar	quarter	strength	women
bicycle	complete	eighth	grammar	interest	Nn	perhaps	question	suppose	

Task 1:

Practice your spellings of your common exception words in your best cursive handwriting.

Remember: look, cover, write, check.

Task 2:

Write 5 different sentences using your common exception words.

Task 3:

Play TT Rockstars to improve your recall of your multiplication facts.

Can you improve your time per second answered?



There is also handwriting for some of the common exception words.



YEAR 3 HOMEWORK - Pack 6

Handwriting practice lines consisting of multiple sets of three horizontal lines (top, middle, and bottom) for writing practice.

YEAR 3 HOMEWORK - Pack 6

address

build

certain

disappear

enough

forwards

island

ordinary

position

strange

although

busy

certain

exercise

fruit

possess

YEAR 3 HOMEWORK - Pack 6

Task 4:

Play Spelling Shed to practice your spellings set by your teacher.



All the children have been given accounts for **Spelling Shed** to access at school and at home (**log-in details are stuck inside the children's reading records**). They will be set their weekly spellings using this platform, which they can practice at home ready for their weekly spelling test. We look forward to seeing how they get on with this exciting, new programme.

<http://play.edshed.com>

Please note, spellings will be available from school if you are unable to access the account.

Assignments

Task

Year 5 & Year 6 UKS2 Full List
Due: 09/03/20 00:00



Egg

[Details](#)

Weekly spellings - silent letters
0/2 Due: 08/03/20 09:00



Egg

[Details](#)

Click on '**More Lists**' to see full details of each spellings rule the children have been set. Click on '**Details**' to see the word list.

YEAR 3 HOMEWORK - Pack 6

Task 5: PE and Wellbeing

Wellbeing: Cosmic yoga has lots of videos on youtube for children to follow. They are based on books and around stories to make it a fun and relaxing way to get children moving.

Dance: Just dance school playlist on youtube has lots of dance routines for the whole family to join in with.

BBC bitesize are uploading 3 videos a day of different lessons for all the areas of the curriculum.

PE: Joe wicks (the body coach) has youtube videos with exercise session for children that can be done at home with no equipment. He is also going to start a daily live youtube workout for children at 9am Monday to Friday starting 23.03.20

You can watch different animals live at Edinburgh zoo.
<https://www.edinburghzoo.org.uk/webcams/penguin-cam/#penguin-cam>

On the world of David Walliams you can listen to him read some of his stories.
<https://www.worldofdavidwalliams.com/>



You can buy and raise caterpillars to grow them into butterflies.
<https://www.insectlore.co.uk/>

YEAR 3 HOMEWORK - Pack 6

Year 3

$\begin{array}{r} \text{10} \quad \text{1} \\ 57 \\ + 25 \\ \hline 82 \\ \text{1} \quad \text{1} \end{array}$	$\begin{array}{r} \text{100} \quad \text{10} \quad \text{1} \\ 75 \\ + 52 \\ \hline 127 \\ \text{1} \quad \text{1} \quad \text{1} \end{array}$	$\begin{array}{r} \text{100} \quad \text{10} \quad \text{1} \\ 86 \\ + 48 \\ \hline 134 \\ \text{1} \quad \text{1} \quad \text{1} \end{array}$	$\begin{array}{r} \text{100} \quad \text{10} \quad \text{1} \\ 687 \\ + 248 \\ \hline 935 \\ \text{1} \quad \text{1} \quad \text{1} \end{array}$	$\begin{array}{r} \text{100} \quad \text{10} \quad \text{1} \\ 738 \\ + 524 \\ \hline 1262 \\ \text{1} \quad \text{1} \quad \text{1} \end{array}$
---	--	--	--	---

Year 3

$\begin{array}{r} \text{100} \quad \text{10} \quad \text{1} \\ 6 \quad 1 \\ 736 \\ - 462 \\ \hline 274 \end{array}$	$\begin{array}{r} \text{100} \quad \text{10} \quad \text{1} \\ 6 \quad 11 \quad 1 \\ 723 \\ - 356 \\ \hline 367 \end{array}$	$\begin{array}{r} \text{100} \quad \text{10} \quad \text{1} \\ 0 \quad 1 \quad 6 \quad 1 \\ 1375 \\ - 538 \\ \hline 837 \end{array}$
---	--	--

Task 6: Addition and subtraction.

Keep practicing are addition and subtraction skills using the column method. Always make sure you are checking what the question is asking, partition the numbers correctly and line the up. Write your answers in numbers and words.

- | | |
|--|--|
| 1. $72 + \text{fifty four} =$ | 10. $999 - 333 =$ |
| 2. $183 - 92 =$ | 11. $\text{Seventy nine} + \text{fifteen} =$ |
| 3. $253 + 253 =$ | 12. $453 + 38 =$ |
| 4. $621 - 571 =$ | 13. $383 - \text{fifty seven} =$ |
| 5. $186 + \text{seventeen} =$ | 14. $353 + 406 =$ |
| 6. $319 - \text{twenty one} =$ | 15. $731 + 482 =$ |
| 7. $401 - \underline{\hspace{2cm}} = 206$ | 16. $\text{Nine hundred} - 45 =$ |
| 8. $\underline{\hspace{2cm}} + \text{zero} = 1278$ | 17. $642 + 732 =$ |
| 9. $945 - 265 =$ | |

YEAR 3 HOMEWORK - Pack 6

Year 2

$$15 \times 5 = 75$$

$$10 \times 5 = 50$$

$$5 \times 5 = 25$$

$$50 + 25 = 75$$

Year 3

$$15 \times 5 = 75$$

$$10 \times 5 = 50$$

$$5 \times 5 = 25$$

$$50 + 25 = 75$$

$$15 \times 12 = 180$$

x	10	5
10	100	50
2	20	10

$$100 + 50 + 20 + 10 = 180$$

$$43 \times 65 = 2795$$

x	40	3
60	2400	180
5	200	15

$$2400 + 180 + 200 + 15 = 2795$$

Task 7: Multiplication. These are methods we have looked at for multiplying larger numbers. Make sure that we are partitioning the number correctly. Keep practicing the different methods.

x	1	2	3	4	5	6	7	8	9	10	11	12
11												
3												
5												

- $7 \times 2 =$
- $11 \times 6 =$
- $14 \times 3 =$
- $12 \times 14 =$
- $27 \times 8 =$
- $43 \times 3 =$
- $16 \times 5 =$
- $18 \times 12 =$
- $31 \times 6 =$

- $21 \times 6 =$
- $7 \times 14 =$
- $9 \times 23 =$
- $19 \times 11 =$
- Fourteen $\times 12 =$
- Twelve $\times 14 =$
- $50 \times 9 =$
- $15 \times 11 =$
- $23 \times 3 =$

YEAR 3 HOMEWORK - Pack 6

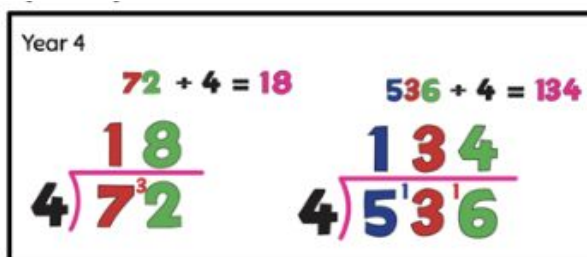
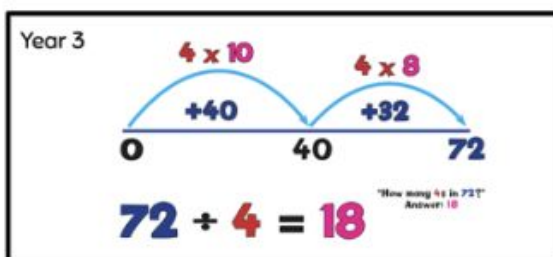
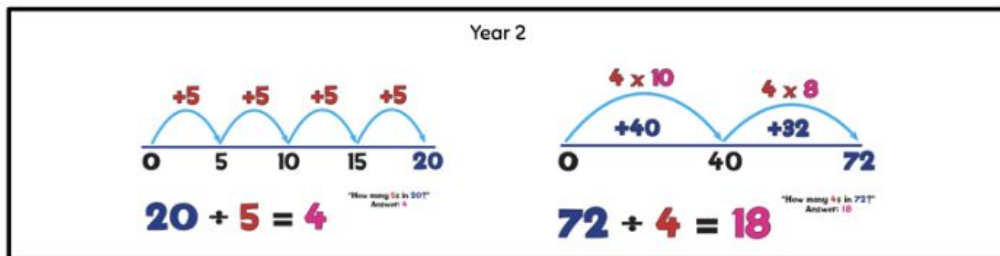
Task 8: multiplication grid.

Time yourself completing the multiplication grid then check you answers and record your time to see if we can beat it in the future.
Did you beat your last time?

x	2	5	3	4	8	6	7	9	11	12
10										
2										
5										
3										
4										
8										
6										
7										
9										
11										

Time:

YEAR 3 HOMEWORK - Pack 6



Task 9: Division. Using the different methods above as we have done in class. Practice all 3 methods to embed your skills. There is squared paper on another page.

1. $40 \div 4 =$
2. $48 \div 12 =$
3. $77 \div 11 =$
4. $99 \div 3 =$
5. $88 \div 4 =$
6. $125 \div 5 =$
7. $138 \div 6 =$
8. $91 \div 7 =$
9. $1010 \div 10 =$

10. $484 \div 4 =$
11. $636 \div 6 =$
12. $515 \div 5 =$
13. $480 \div 8 =$
14. $459 \div 9 =$
15. $96 \div 2 =$
16. $450 \div 0 =$
17. $315 \div 1 =$
18. $211 \div 211 =$

YEAR 3 HOMEWORK - Pack 6

Task 10: word problems.

Try to answers as many of these questions.

Look at what you are being asked to do.

What information do you need?

What sort of question is it? \div \times $+$ $-$

Humma's team score **180** runs in a cricket match. Jessica's team score **100** runs. How many more runs do Humma's team score?

Between 9 am and 5 pm a café sold **200** cups of coffee and **145** cups of tea. How many drinks did they sell altogether?

There are **336** children and **45** staff at St Michael's Primary. How many people are in the school altogether?

How might Sarah use a written method to subtract **48** from **396**? Show how she would do this and then write the answer.

Isiah collected **265** conkers. He gave **52** of them to his friend. How many conkers did Isiah have left? Use a written method to work out the answer.

Jessica is **126 cm** tall. Sarah is **117 cm** tall. Humma is **137 cm** tall. What is the total of their heights?

Humma and Siddiq are members of a skiing club. Humma has been a member for **657** days and Siddiq has been a member for **814** days. How many more days has Siddiq been a member than Humma? Use a written method.

Grid paper is available on Twinkl if you want some. At the moment twinkl is offering free membership.

YEAR 3 HOMEWORK - Pack 6



The spider has made a _____ turn and moved forward _____.



The butterfly has moved _____ 3 and made a quarter turn _____.



The ant has made a _____ turn clockwise and moved forward _____.










The ladybird has moved _____ 2, made a _____ turn and then moved forward _____.

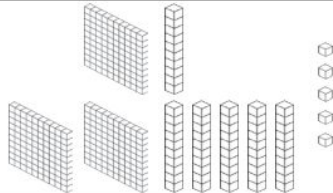
Task 11:
position and
direction.

Describe Movements and Turns

Complete the sentences to describe how the animals have moved.

start 		finish 	
			finish 
	start 	start 	
			start 
			finish 


YEAR 3 HOMEWORK - Pack 6

Number	Words	Expanded Form	Picture
____ ____	____ hundreds ____ tens ____ ones	$500 + 40 + 1$ = _____	
____ ____	2 hundreds 6 tens 1 ones	____ + ____ + ____ = _____	
824	____ hundreds ____ tens ____ ones	____ + ____ + ____ = _____	
____ ____	____ hundreds ____ tens ____ ones	____ + ____ + ____ = _____	
156	____ hundreds ____ tens ____ ones	____ + ____ + ____ = _____	
____ ____	____ hundreds ____ tens ____ ones	$300 + 70 + 7$ = _____	
____ ____	8 hundreds 9 tens 3 ones	____ + ____ + ____ = _____	

Task 12:
Place
value.

YEAR 3 HOMEWORK - Pack 6

Favourite Fruit



Task 13:
interpreting
data.

Answer the following questions.

What is the favourite fruit? _____

How many children chose apples as their favourite fruit? _____

How many more children chose bananas than grapes, as their favourite fruit? _____

How many children chose apples or pears as their favourite fruit? _____


Write your own questions for a friend.

YEAR 3 HOMEWORK - Pack 6

Write down the time each clock is showing on the line underneath.








Task 14:
Time.





















[illegible]

YEAR 3 HOMEWORK - Pack 6

Task 17: family play and learning activities.

Why not make some great Memories together as a family.

- Den building.
- Cornflour and water.
- Water beads.
- Shadow drawing.
- Plastic wallet painting.
- Making playdough.
- Make a bird feeder.



Chapter One

A Very Difficult Door

Small fingers gripped Tilda Hacker's elbow from behind, squeezing until painful shivers shot up to her shoulder. The eleven-year-old stopped climbing the bare staircase with a sigh, glancing down at the nervous face behind her.

Beneath the scruffy blonde haircut that might look more at home on a terrier, Charlie Hacker's blue eyes threw worried glances toward the narrow door looming at the top of the stairs. "What if the attic is haunted?"

"Don't be such a numpty!" Tilda peeled her younger brother's slim fingers away from her arm and sent strands of sandy hair flying back across her shoulders with a flick. "Why would Dad send us to the attic if it was haunted?"

"Erm, because he doesn't believe in ghosts?" the ten-year-old reminded her. "And he's too busy to remember that I do!"

Extract from Twinkl Original story 'History Hackers: Roman Rescue'

Task 18:
GPS.

How many full stops did you find?

How many capital letters did you find?

How many commas did you find?

YEAR 3 HOMEWORK - Pack 6

Task 19: GPS retrieval: Can you answer these?

What is a full stop?	What is a question mark?
What is an exclamation mark?	What is a comma?
What is a parentheses?	What is a quotation?
What is an apostrophe?	What is a colon?

YEAR 3 HOMEWORK - Pack 6

Task 20: Science

What is a life cycle?	Create a life cycle.
How many planets are in our solar system?	Can you name all the planets?
How far away from the sun is Earth?	Which planet is closest to the sun?
Can you learn the order of the planet by memory.	Find out as much as you can about a planet that isn't Earth.

YEAR 3 HOMEWORK - Pack 6


Task 21: Place and time.

Create a collage with what happened within a year. This could be the year you were born for example and find as many interesting facts as you can.



YEAR 3 HOMEWORK - Pack 6

Task 22: Creative writing:



Story starter!

Brian had often bought things from the market that had turned out to be the most outrageous, disappointing fakes.

He had presumed that the magic biscuits would have been exactly the same. How wrong he had been...

Sentence challenge!

Can you write use a colon to start a list? Remember to use commas to separate the items in your list!

E.g. To feed his dogs every morning Brian needed: two enormous tractor tyres, a mountain of dog food, a gallon of water and a safe distance between himself and his overgrown chums.

Question time!

What had happened when Brian fed the biscuits to his dogs?

How quickly did they grow to this size do you think?

Did Brian give the biscuits to anything/anyone else?

Have the creatures stopped growing?

How will Brian keep them as pets?

What are the benefits/problems with having such enormous pets?

Is there a way for Brian to restore his animals to their original size?

Perfect picture!

Imagine Brian gave the biscuits to a different animal. Can you draw what they would look like before and after?

YEAR 3 HOMEWORK - Pack 6

Task 23:
crossword.

My Body Crossword

Use the clues to fill in and solve the puzzle below.

Across

1. Helps you to smell.
2. Supports your body and helps to keep you upright.
3. Help to chop and grind your food.
4. The function of the lungs.
5. The only muscle in the body that is only attached at one end.

Down

1. Five on each hand.
2. One of the five senses.
3. These help you to walk.
4. Pumps blood around the body.
5. Covers the whole body.

[illegible]

YEAR 3 HOMEWORK - Pack 6

Task 24: Reading

Read the text and
answer the questions.

One Tiny Mistake

10 When I received my first magic wand for my twelfth
20 birthday, I could not have been more excited. I imagined
30 pointing it towards a pile of dirty clothes and having
39 them magically cleaned and folded before my eyes. I'd
47 dreamed about turning my vegetables invisible so I
58 didn't have to eat them for dinner. I never imagined that
69 I would spend the next year of my life trapped inside
71 a bottle.

83 One tiny, little spell gone wrong was all it took to shrink
95 me. My family think that I ran away to a school for
105 witches. They knew it had always been my dream. What
117 they don't know is that I've been here all along; sat on
128 the dusty shelf in my old bedroom, tapping on the glass
137 and praying that one day they will hear me.



Quick Questions



1. Where is the narrator of this story?



2. Did the narrator mean for this to happen? Use evidence from the text to support your answer.



3. What story do you know that has a similar theme?



4. Sum up the story in 20 words or less.

YEAR 3 HOMEWORK - Pack 6



Taks 25:

ICT -

Using word write a letter to someone to make them smile. It can be to a friend, relative, or for yourself to read in the future.

Layout

1

Mr. T. Smith
89 Foxhole Lane,
Twinklstone.
WA12 4QP.

Your address

2

Monday 26th November 2016

Date

3

Mr. S. Pilkington
32 Warren Drive,
Warwickshire.
S13 4AP.

Recipient's address

4

Dear Mr Pilkington,

Greeting

5

I am writing to complain about the vegetables purchased from your shop three days ago.

Firstly, the potatoes which were not only hollow, but had an infestation of ants within them. Secondly, the 500g of mushrooms were actually doorknobs which had been painted grey. Last was the watermelon. Upon closer inspection this was no watermelon, rather a football painted green.

Main body

6

This standard is unacceptable and I demand a refund for these goods. You should expect a visit from myself within the week.

Yours sincerely
Mr. T. Smith

Closing farewell

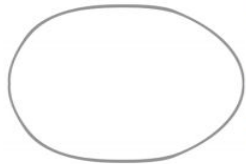
YEAR 3 HOMEWORK - Pack 6

Taks 26:
art.

Create a Family Portrait

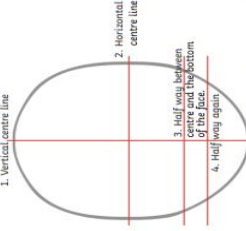
A portrait is a drawing of a person. It shows a person's face and sometimes part of their shoulders. Use these step-by-step instructions to draw portraits of people in your family. You could draw portraits of family members you can't see at the moment, to help you think about them.

1.



Draw an oval lightly with a pencil. There are ovals included in this pack in case you find it difficult to draw one.

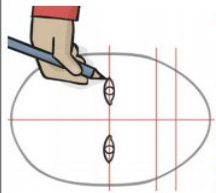
2.



Using a ruler, draw the lines in the order shown. These lines will be rubbed out later so make sure you draw them lightly.

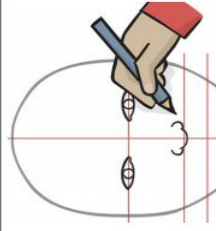
- 1. Vertical centre line
- 2. Horizontal centre line
- 3. Half way between centre and the bottom of the face
- 4. Half way again

3.



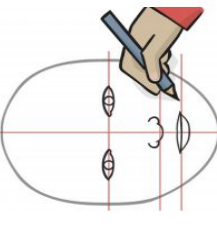
On the middle line, draw the eyes. Both eyes should be the same distance away from the line that goes down the face. The top part of each eye should be above the line; the bottom part should go below.

4.



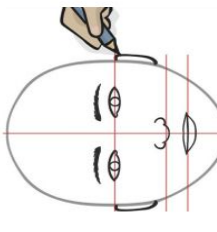
On the line going across below the eyes, draw the nose.

5.



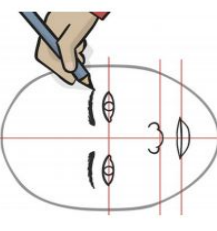
On the line underneath the nose, draw the lips. The top lip should be above the line; the bottom lip should go below.

7.



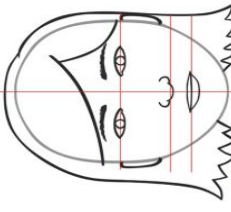
Draw the ears either side of the face. Start each ear on the eye line and finish each ear before the nose line.

6.




Draw the eyebrows slightly above the eyes.

8.



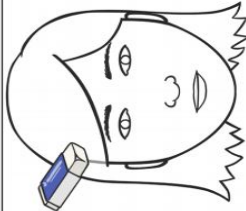
Draw the hair. The hair should start in the oval but go outside of it.

10.



Colour in your portrait. You could use crayons, colouring pencils, felt tip pens or paint.

9.



Rub out the guide lines used for the eyes, nose and lips. Rub out any of the oval that is covered by hair.

YEAR 3 HOMEWORK - Pack 6

Task 27: Reading.

The Cat in the Witch's Woods

11 Once upon a time, there was a girl and her wicked
19 stepmother. The stepmother dreamt of nothing but how
30 she could get rid of her stepdaughter. One day, an evil
43 idea came into her head and she sent the girl out into the
51 great, gloomy wood where a wicked witch lived.

61 After months of misery, the girl stumbled across a grey
72 cat in the bleak woods. "How can I escape the witch?"
81 she asked the cat. He gave her two items.

91 "Throw this handkerchief on the ground and run as fast
102 as you can," he said. "Wherever it touches the ground, a
113 deep, broad river will appear. If the witch manages to get
124 across it, throw this comb behind you and run for your
134 life. Wherever the comb falls, a dense forest will grow
139 and trap the witch forever."



Quick Questions



1. Which two objects did the cat give to the girl?



2. Find and copy two adjectives which describe the Witch's woods.



3. Why do you think that the girl experienced 'months of misery'?



4. What do you think the girl did next?

YEAR 3 HOMEWORK - Pack 6

Reading With Your Child

Some questions to ask your child whilst reading together:

1. Look at the front cover. What could the book be about?
2. Who is the author?
3. What is an illustrator? What do they do?
4. What does that word mean? Read the words around it to help you figure it out (context).
5. How can you read an unfamiliar word? Can you sound talk and then blend?
6. Who are the main characters?
7. What do you think will happen next?
8. How do you think that character feels? Why? How would you feel in that situation?
9. Can you predict how the book will end?
10. Who is your favourite character? Why?
11. Is there a hidden message in the story? What is it?
12. Can you retell the story in your own words?
13. Do you like how the story ended? Can you think of another way the book could have ended?

Task 28: questions to think about when you read.
Questions to ask your child when reading with them:

YEAR 3 HOMEWORK - Pack 6

Task 29: home challenge.

Year 3 and 4

HOME Challenge sheet



Estimate & measure

Find 5 items that are under 30cm. Estimate their length. Now measure them with a ruler. How close were you?



3D shapes

Can you find any of the following 3D shapes around your house?

Cuboid, cylinder, pyramid, cone, sphere. Which do you have the most of?

Count and multiply



Guess how many cupboards and drawers you have in one room of your house.

Now go and count them!

Multiply the two numbers together!

Now visit other rooms. Which room gives you the highest total?

Symmetry

Make a symmetrical shape out of items around your house.

Roman numeral sticks

Using spaghetti or pencils or lolly sticks can you make all of the numbers from 1 to 50?



Stop the clock burpees

Use a stopwatch to time yourself doing 10 burpees. Have five attempts and record the times. What was the fastest time?

What was the difference between the fastest and slowest time?



5 minutes to find as many items as possible that begin with the letter **A**

5 minutes to find as many items as possible that begin with the letter **B**

5 minutes to find as many items as possible that begin with the letter **C**

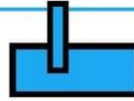
How many items did you find in total?

Which letter of the alphabet do you think would give you the most items?

Parallel and Perpendicular

Are you able to find 5 examples of parallel lines and 5 examples of perpendicular lines in your house?

How many handles?



Count all of the handles in each room of the house. Plot a bar chart to show which room has the most handles.

Maths on the Move number trail

Download and cut out the question cards and follow the answers around the house. [Download](#)

YEAR 3 HOMEWORK - Pack 6

Name _____

Date _____



MULTIPLICATION CHART TO 12X12

X	1	2	3	4	5	6	7	8	9	10	11	12
1	1	2	3	4	5	6	7	8	9	10	11	12
2	2	4	6	8	10	12	14	16	18	20	22	24
3	3	6	9	12	15	18	21	24	27	30	33	36
4	4	8	12	16	20	24	28	32	36	40	44	48
5	5	10	15	20	25	30	35	40	45	50	55	60
6	6	12	18	24	30	36	42	48	54	60	66	72
7	7	14	21	28	35	42	49	56	63	70	77	84
8	8	16	24	32	40	48	56	64	72	80	88	96
9	9	18	27	36	45	54	63	72	81	90	99	108
10	10	20	30	40	50	60	70	80	90	100	110	120
11	11	22	33	44	55	66	77	88	99	110	121	132
12	12	24	36	48	60	72	84	96	108	120	132	144

