

RECEPTION HOMEWORK- PACK 5

Whilst school is closed we have planned a variety of homework tasks for your child to complete. The tasks are designed to be completed over several days, and we also expect all pupils to read daily, as well as use TT Rockstars and Spelling Shed.

Phonics: These are the phonics sounds your child has learned so far. Please practise reading words that contain these spellings, as well as writing words containing them too:

						
a	b	c	d	e	f/ff	g
						
h	i	j	k	ck	l/ll	m
						
n	o	p	qu	r	s	ss
						
t	u	v	w	x	y	z/zz

Phase 3 Phonics Mat				
	ch	sh	th	ng
				
ai	ee	igh	oa	oo
				
ow	ar	or	ur	oo
				
oi	air	ure		

Reading/Writing:


- ❖ Read daily
- ❖ Use Spelling Shed to practise spellings
- ❖ Learn the new sounds **oo** (book), **igh** and complete tasks.
- ❖ Complete the GPS and other phonics tasks
- ❖ Complete spellings
- ❖ Write a postcard to family about a scuba diving adventure

Maths:

- ❖ Greater than number sentences
- ❖ Less than number sentences
- ❖ Days of the week
- ❖ Months of the year

RECEPTION HOMEWORK- PACK 5

We expect all pupils to read daily, as well as use TT Rockstars and Spelling Shed. I have listed some useful websites you can access at home and some ideas for activities to support your child's learning if you have completed all the tasks. You can refer to Geraldine the Giraffe on youtube as a reference linked to the new sounds the children will be learning. You can have a look at other sounds too.



Coronavirus Update

In response to the ongoing situation, we have decided to make PhonicsPlay free to use during this period. Children can use the site at home without their parents needing to subscribe. To access our resources all you need to do is log on using the following details

Username: **march20** Password: **home**

We are currently very close to completing a new version of the PhonicsPlay site that is accessible on all phones and tablets. We will therefore also ensure that it is possible for users to freely access this new version of the site (with apologies in advance for any areas of the site that are not yet fully finished or double checked). The site can be accessed here: new.phonicsplay.co.uk.

Our aim to ensure that existing subscribers aren't disadvantaged and will seek to make sure that after the school closures are over and the site returns to normal, that existing subscribers have additional time added to their subscription.

If you haven't already discovered www.phonicsplaycomics.co.uk you may also find these free decodable comics useful at a time when you can't physically exchange your children's decodable reading books.

We wish you good health and all the very best at this stressful time.

Enjoy reading lots of stories, poems and nonfiction texts together, as well as singing songs and rhymes. Support your child in sounding out unknown words and blending the sounds accurately to read.

Encourage them to recognise repeated words on sight and the common high frequency words for their phase (Tricky Troll and Fairy Words).



Twinkl School Closure
free access code:

PARENTSTWINKLHELPS

use it at



Useful Websites:

www.phonicsplay.co.uk
www.ictgames.com/literacy.html
www.topmarks.co.uk/english-games/5-7-yea
rs/letters-and-sounds
www.oxfordowl.co.uk



RECEPTION HOMEWORK- PACK 5



Spelling Shed

All the children have been given accounts for **Spelling Shed** to access at school and at home (**log-in details are stuck inside the children's reading records**). They will be set their weekly spellings using this platform, which they can practice at home ready for their weekly spelling test. We look forward to seeing how they get on with this exciting, new programme.

<http://play.edshed.com>

Please note, spellings will be available from school if you are unable to access the account.

Assignments

Task

Year 5 & Year 6 UKS2 Full List
Due: 09/03/20 00:00



Details

Weekly spellings - silent letters
0/2 Due: 08/03/20 09:00



Details

Weekly spellings - silent letters

@MrsFS
★★★★★

Word

thumb

lambs

signed

kneel

whistle

bruised

crumbling

solemn

muscles

parliament

Click on **'More Lists'** to see full details of each spellings rule the children have been set. Click on **'Details'** to see the word list.

RECEPTION HOMEWORK- PHONICS

*What phonemes do these graphemes make?
Show you teacher their matching caption action.*

a	o	g	i	s	k	m
p	d	c	t	n	u	ff
e	r	h	f	b	y	l
ll	z	w	j	x	zz	

Retrieval

RECEPTION HOMEWORK- PHONICS

Sound Review:

What phonemes do these graphemes make?
Show you teacher their matching caption action.

ch

oa

ai

th

ee

sh

or

qu



oo

er

ur



ow

Sound Review:

What phonemes do these graphemes make?
Show you teacher their matching caption action.

oi

ar

ng

Retrieval

RECEPTION HOMEWORK- PHONICS

Fairy Words: Phase 2.

Retrieval

up

and

can

big

in

on

an

not

is

at

if



Fairy Words: Phase 2.

as

will

get

dad

had

mum

not

this

him

will

that



them

with

then

Fairy words we can sound out, spot the digraphs.

1. that
2. th-a-t=that

RECEPTION HOMEWORK- PHONICS

Tricky Troll Words:

to

be

I

no

go

me

was

the

we

love

into

Retrieval



Tricky Troll Words:

you

all

are

her

said

like

have

come

he

they

my



Trick word
chants-Remember
use letter names

1. "I say the word were is spelt w-e-r-e"
2. "We say the word as is spelt a-s"
3. You say -:
They say
"The word as is spelt a-s"

Tricky Troll Words:

do

so

some



Write the words that match the pictures onto your whiteboards:



Retrieval

Write the words that match the pictures onto your whiteboards:




RECEPTION HOMEWORK- PHONICS

Teach

oo

—

New sound:



"oo, oo, I like books!"

Book: I like books

Caption: "oo, oo, I like books!"

Action: Scratch your armpits and pretend you're a monkey.

Make link to letter names and individual phonemes. Explain that these three letters together make the sound /igh- Introduce term Trigraph-three letters together making one sound in this case-**oo (book)**

Teach

oo

—

Knowledge chant
(I say, we say, you say):

A digraph is one sound made up of two letters.

We have already learned that in some words oo can make an /oo/ sound, as in too.

It can also make an /oo/ sound, which sounds like /u/.

The sound depends on the word it is in. One of our activities will be to look at words and decided which /oo/ sound it has when we read it.

l

oo

k



RECEPTION HOMEWORK- PHONICS

Tasks linked to new sound- oo

Practice

took

cook




Write the words on your whiteboard, remembering: "zips, sounds, segment and blend!"

Don't forget to be a digraph detective first!
How many sounds are in each word?

"Zips, sounds, segment & blend!"



Practice



Write the corresponding words to the pictures (book, hook) Can you write a sentence that includes one of these words?




RECEPTION HOMEWORK- PHONICS

Teach

New sound:

igh

"igh, igh, my pants are too tight!"

Book: The Three Billy Goats Gruff

Caption: "igh, igh, my pants are too tight!"

Action: Pretend to stretch your waistband in and out

Make link to letter names and individual phonemes. Explain that these three letters together make the sound /igh- Introduce term Trigraph-three letters together making one sound in this case-**igh**

Teach

igh

Knowledge chant
(I say, we say, you say):

A digraph is one sound made up of two letters.

When the letters 'i', 'g' and 'h' are next to each other in a word they form a trigraph. The sound the trigraph makes is /igh/.

A trigraph is when three letters make one sound.

l igh t



RECEPTION HOMEWORK- PHONICS

Tasks linked to new sound-igh

Practice

fight

tight

bright

night

Don't forget to be a digraph detective first!
How many sounds are in each word?

"Zips, sounds, segment & blend!"



Practice



Write the corresponding words to the pictures (tights, sight).

RECEPTION HOMEWORK- PHONICS

Tasks linked to new sound-igh

Practice

might

delight

slight

thigh

Don't forget to be a digraph detective first!
How many sounds are in each word?

"Zips, sounds, segment & blend!"



Practice



Write the corresponding sentence:
He had a fright in the night.

RECEPTION HOMEWORK- PHONICS

Fairy Word: Phase 3.

New word:

see

Fairy words we can sound out, spot the digraphs.

1. see
2. s-ee=see



Fairy Word: Phase 3.

New word:

now



RECEPTION HOMEWORK- PHONICS

Tricky Troll Word: Phase 3.

New word:

come



Tricky word
chants-Remember use
letter names

1. "I say the word were
is spelt c-o-m-'e"
2. "We say the word
as is spelt c-o-m-'e"
3. You say-They say
"The word as is
spelt c-o-m-'e"

Tricky Troll Word: Phase 3.

New word:

there



RECEPTION HOMEWORK- SPELLING

Teach

LOOK / COVER / WRITE / CHECK



went went went went

- Cover the word with your hand
- Write the word again on the line (no peeking!)
- Then, check you spelt the word correctly. Repeat x 3

Introduce each word 1 at a time.

1. "I say the word as is spelt t-h-e-y"
2. "We say the word as is spelt t-h-e-y"
3. You say (choose 1 child) : They say "The word as is spelt t-h-e-y"

Then, remove the word and children write the word 3 times. Repeat for each word shown in yellow below.

Teach

LOOK / COVER / WRITE / CHECK

Your turn:

they

all

you


Adult to chant spelling word from today's words focusing on one at a time and children to write them, Then, independently the children need to look/cover/write/check x 3 on the same line. After each word, adult to show children the correct spelling of the word and they can mark their work.

RECEPTION HOMEWORK- ORACY

Oracy Task - Time to talk!
Look at the image below and discuss
what you see with a family member.

Who are they?

Who is with them?



What are they looking at?

Why has their hair been
swept behind them?

How do they feel?

Where are they?

RECEPTION HOMEWORK- WRITING

Match the picture and the word.

pin

cat



Correct the sentence.

it is a hot sun


Identify the noun, adjective and verb.

pretty

mum

dancing

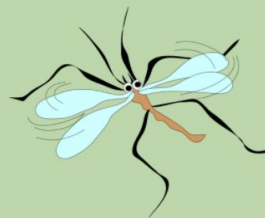
What sounds do these objects start with?



Discuss what the image is and use your phoneme fingers to sound it out and find out how many sounds there are in the word.




Identify the verbs in this picture.



Use your own adjective to complete the noun phrase.

_____ flower



What sounds do these objects start with?



RECEPTION HOMEWORK- WRITING

What sound do these objects begin with?



Give me an example of a noun.

Eg- Mummy, Shop, Pizza

GPS- Identify the good and bad sentence.

The Sky is blue.

the sky is blue

Think of a noun phrase to describe this picture.




Orally create a sentence from this picture



RECEPTION HOMEWORK- WRITING


CVC words

Children to write the word that matches the picture.
Challenge! Can you write a sentence, including each of these words? Examples: It is a pot of jam. It is a fox.




j

--	--	--




j

--	--	--




x

--	--	--




x

--	--	--



z

--	--



z

--	--	--

RECEPTION HOMEWORK- WRITING

Finish the sentence stems...

Make sure your sentences have:


They must include at least one adjective (describing word)

- Cursive handwriting
- Finger spaces between words
- Full stop to show the end of our sentence.

The dog
had...



I can
see a...



RECEPTION HOMEWORK- WRITING



Deep sea diving

Watch the short National Geographic clip of a man deep sea diving! (Can be found on YouTube).

Look at what sea animals he sees on his journey through the sea. This will give you ideas for your writing.

RECEPTION HOMEWORK- WRITING

Deep Sea Postcard


Amazing Fact

The deepest post box in the world, is 10 metres deep, under the sea off the town of Susami in Japan. Divers can post special postcards written with waterproof ink and the box is emptied every few days.

Challenge

Wow! What might a diver write about on a postcard? Think of all the fabulous things they would see under the ocean.

Write a postcard as if you are a deep-sea diver and tell your family about all the fantastic experiences you have had under the sea. Maybe you have made some special friends and want to tell someone all about it!



RECEPTION HOMEWORK- WRITING


Deep sea diving

So your challenge is to imagine you were the deep sea diver and think about the amazing things you saw. You are going to write some sentences about the sea animals you saw, thinking about what exciting adjectives you might use to describe them.



RECEPTION HOMEWORK- WRITING

First, you must write the cover of your postcard. This needs to say who and where we are sending it to.



Mum

16 Wallaby street

Brighton

B15 97K

Draw a picture of you scuba diving under the sea.

Write the address of the person you are sending it.

RECEPTION HOMEWORK- WRITING

Next, you must start your writing to your family.:

- Write who it is to (to mum/dad)
- Write the animals that you saw, making sure you use exciting adjectives
- Write who it is from (your name)

Example

To mum,

In the sea there was a shiny (shinee)

fish.

There was a slimy (slimee) eel.

A scary (scaree) shark swam past me.

I am glad I did it. It was super!

From,

Tim


RECEPTION HOMEWORK- WRITING

Remember:

To sound out each word you can sound out (fairy words).

Tricky words you can not sound out. Try and remember the chant. The is spelt t-h-e.

Count how many words in the sentence
Write in your best cursive handwriting.




When writing full sentences we need the following elements:

- A capital letter at the start
- Cursive handwriting
- Finger spaces between words
- Full stop to show the end of our sentence.

RECEPTION HOMEWORK- WRITING

Template - Front



twinkl www.twinkl.co.uk

RECEPTION HOMEWORK- WRITING

Template - Main



RECEPTION HOMEWORK- MATHS

Retrieval

Complete the addition number sentences.


Group 1 - $4+2=$
Group 2 - $13+2=$



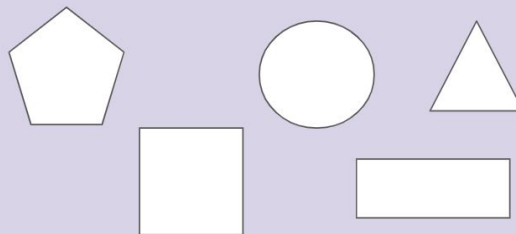
How many legs does the spider have?



Poppy has 10 sweets. She give 5 away to her friend How many sweets does Poppy have left now?



Name the 2D shapes.



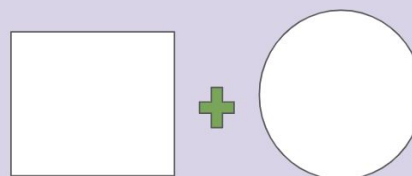
Write the missing numbers.

Group 1-Red triangles


Group 1-Blue triangles

0 1 2 ● 4 5 6 ● 8 ● 10
11 ● 13 14 ● 16 17 ● 19 20

How many sides does a circle and triangle have altogether?



Adi has 4 sweets. Ananya gives him 2 more. How many sweets does Adi have now?



Has the square shape been split into quarters accurately? Yes or No



RECEPTION HOMEWORK- MATHS

Retrieval

Complete the number sentences using your number lines.

Group 1 - $8-4=$

Group 2- $16-3=$


Which object is **shorter**?



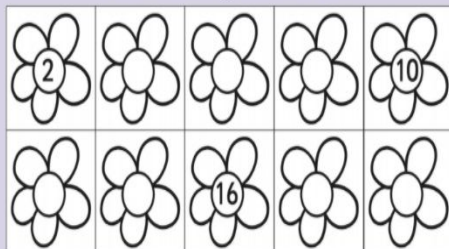
Harry has 5 bananas. His friend Tom gives him 5 more bananas. How many bananas does Harry have altogether now?



Draw the shape that has **3** sides that are all **equal**.



What numbers are missing-
Counting in twos.



Lisa has 10 sweets in her bag, she eats 4 of them. How many does she have left?



RECEPTION HOMEWORK- MATHS

Greater than number sentences

0	1	2	3	4	5	6	7	8	9	10



$$4 > 3$$


We are going to compare numbers to find out which is greater.

4 is greater (bigger) than 3.

We can write this as an equality number sentence.

$$4 > 3$$

The crocodile always eats the greatest (biggest) number!

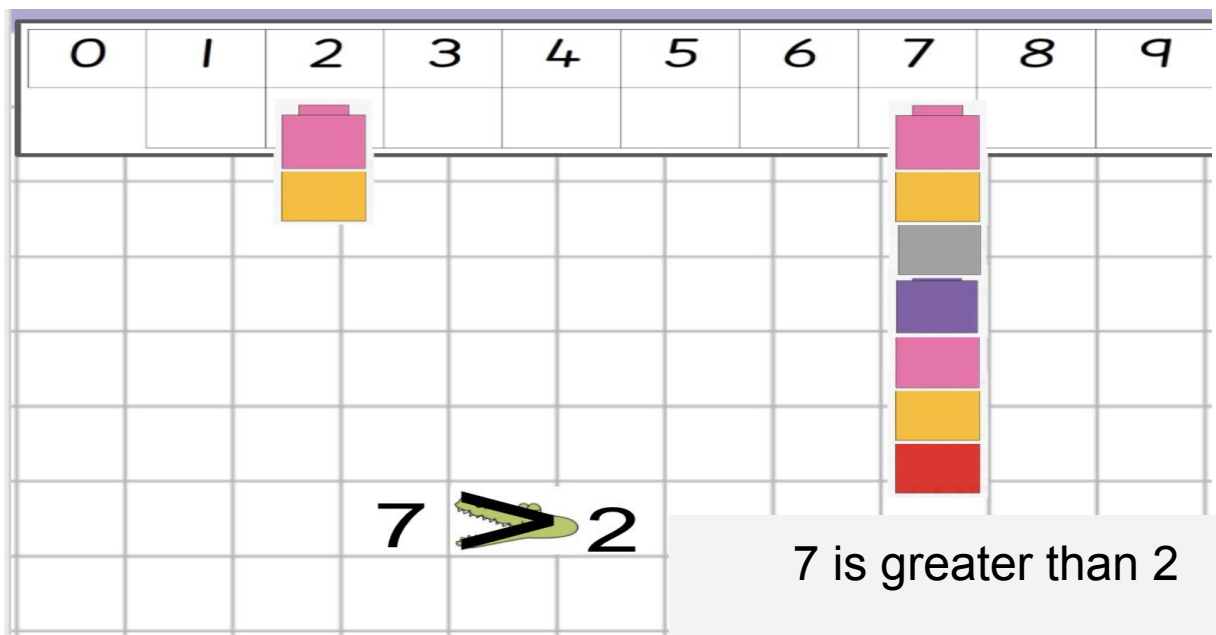


$$4 > 3$$

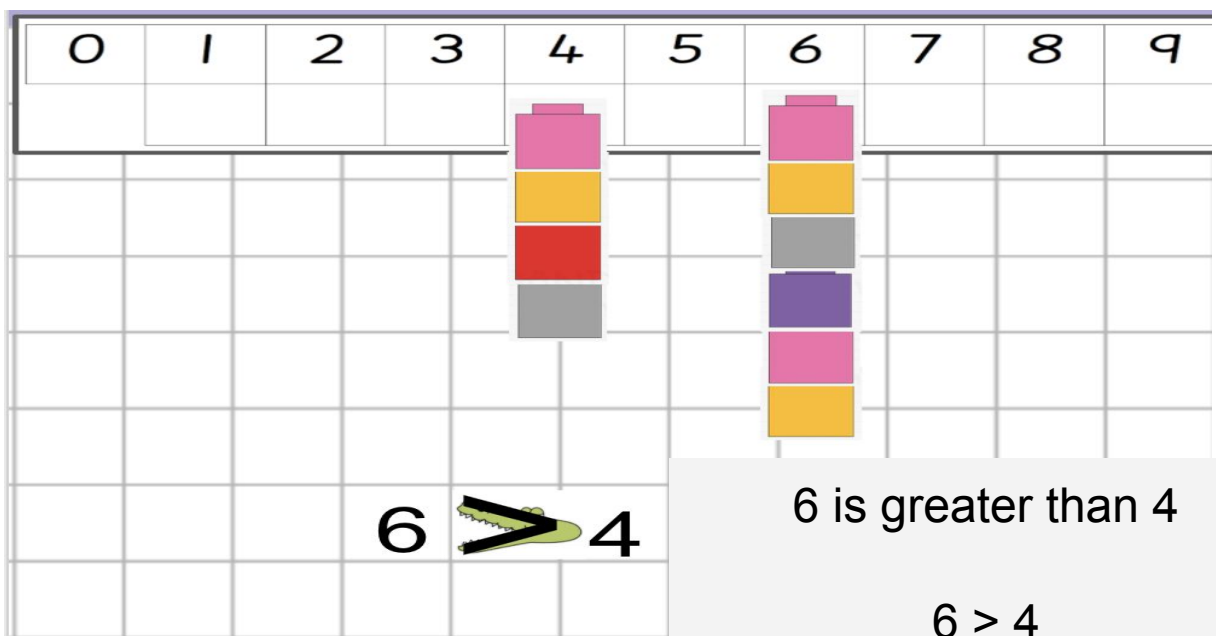
This is the 'greater than' symbol. Think of a crocodile mouth, it always faces/eats the greater number!

RECEPTION HOMEWORK- MATHS

Examples



$$7 > 2$$








$$6 > 4$$

RECEPTION HOMEWORK- MATHS

Greater than number sentence practise:

Now it is your turn to fill in the blanks. Pick two numbers between 1-10 and write the greatest number at the start - make sure the crocodile mouth is eating the bigger number!

RECEPTION HOMEWORK- MATHS

Less than number sentences

This time, the smaller (less than) number is at the start of my number sentence. The crocodile is facing away from the smaller number therefore, still eating the bigger number.

No matter what way around the numbers are, it is important to remember that the crocodile mouth always faces the bigger number.

0	1	2	3	4	5	6	7	8	9
---	---	---	---	---	---	---	---	---	---

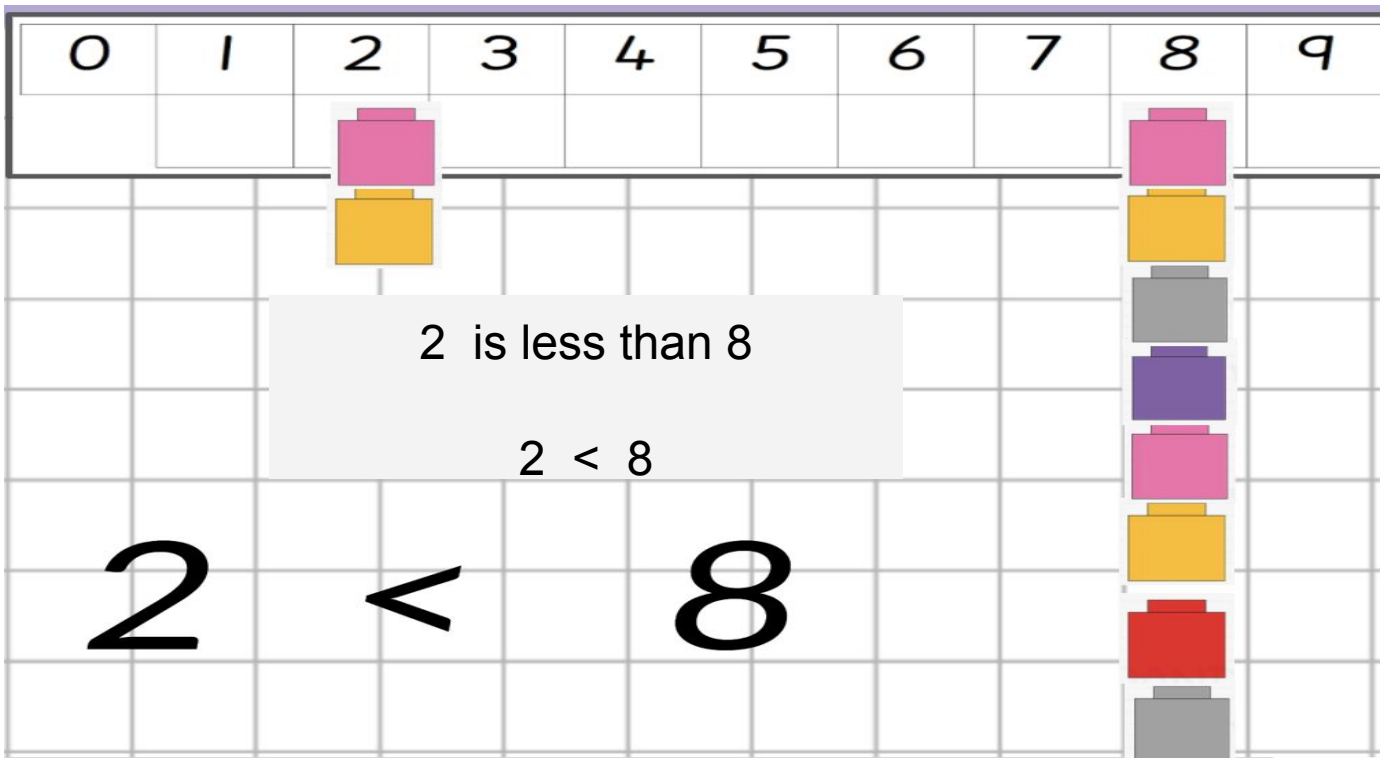
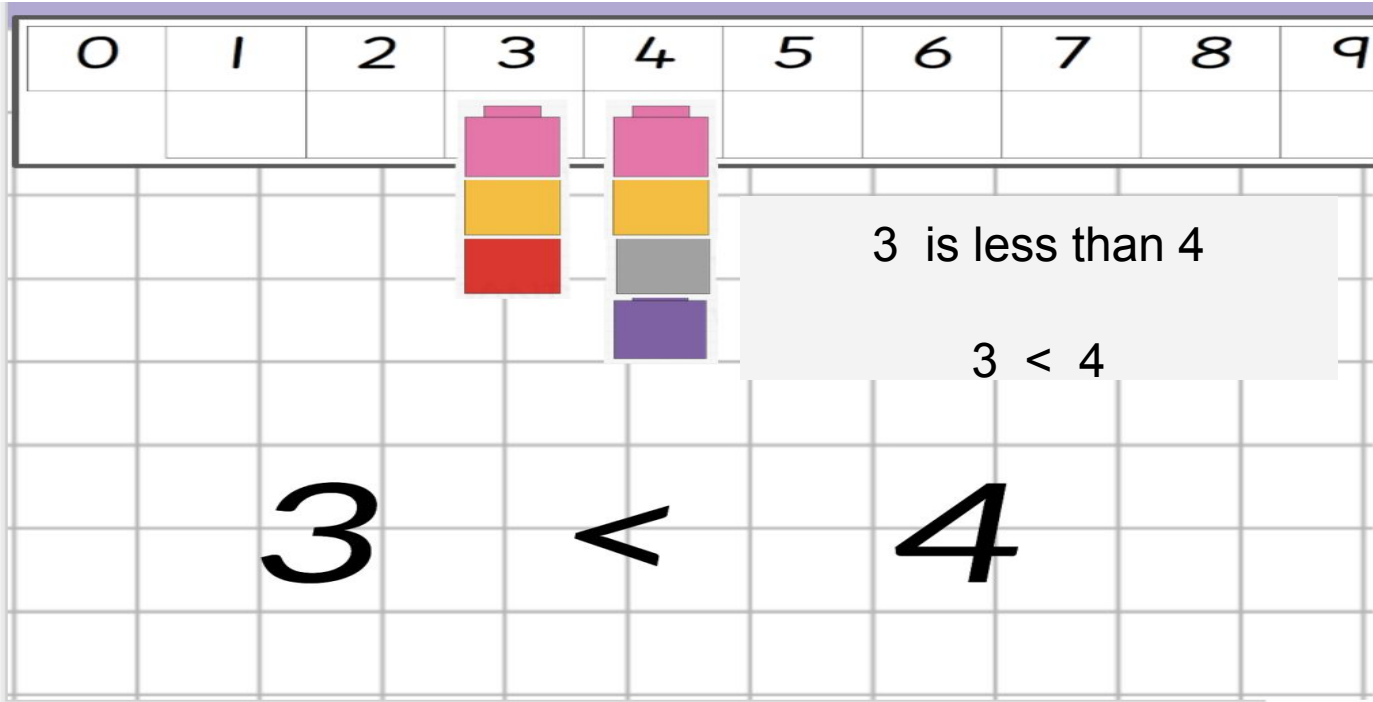
The smaller number is at the start of my equality number sentence.

4

<

6

RECEPTION HOMEWORK- MATHS



RECEPTION HOMEWORK- MATHS

Less than number sentence practise:

Now it is your turn to fill in the blanks. Pick two numbers between 1-10 and write the smallest number at the start - make sure the crocodile mouth is eating the bigger number!

Skills Practise: Less than?

	>	
	>	
	>	
	>	1
	>	
	>	

RECEPTION HOMEWORK- MATHS

Greater than or less than - Mixed practise

Challenge! Complete the worksheets and think carefully and remember the crocodile always eats the bigger number!

Skill Practice: Less than or greater than?

2		6
6		4
3		1
10		7
8		4

RECEPTION HOMEWORK- MATHS

Pots of Gold Greater Than or Less Than


Use the < or > symbol between each pot of gold.



RECEPTION HOMEWORK- MATHS

Greater Than or Less Than

Count the superhero-themed objects in each box. Then, draw the correct symbol in the middle box to show which is greater. The first one has been done for you.



<div>7</div>	<div><</div>	<div>10</div>
<div></div>		<div></div>
<div></div>		<div></div>
<div></div>		<div></div>
<div></div>		<div></div>
<div></div>		<div></div>
<div></div>		<div></div>
<div></div>		<div></div>

RECEPTION HOMEWORK - MATHS

Days of the week




Watch the days of the week song on youtube

<https://www.youtube.com/watch?v=mXMofxtDPUQ>

Recite the days of the week.

Can you name the 5 week days, that you go to school?

Can you name the two days that are on the weekend?



RECEPTION HOMEWORK - MATHS

Write the days of the week in order. Monday has been done for you.

Monday

Sunday

Wednesday

Saturday

Friday

Tuesday

Thursday

RECEPTION HOMEWORK - MATHS

Challenge! Can you write or cut and stick the order of the days of the week, based on the information given?




Days Of The Week

Yesterday and Tomorrow

Yesterday	Today	Tomorrow
	Wednesday	
	Friday	
	Sunday	
	Saturday	
	Tuesday	
	Thursday	
	Monday	

Friday
Wednesday
Saturday
Tuesday

Monday
Thursday
Sunday



RECEPTION HOMEWORK - MATHS



Watch the months of
the year song on
youtube

<https://www.youtube.com/watch?v=Fe9bnYRzFvk>

Recite the months of
the year.

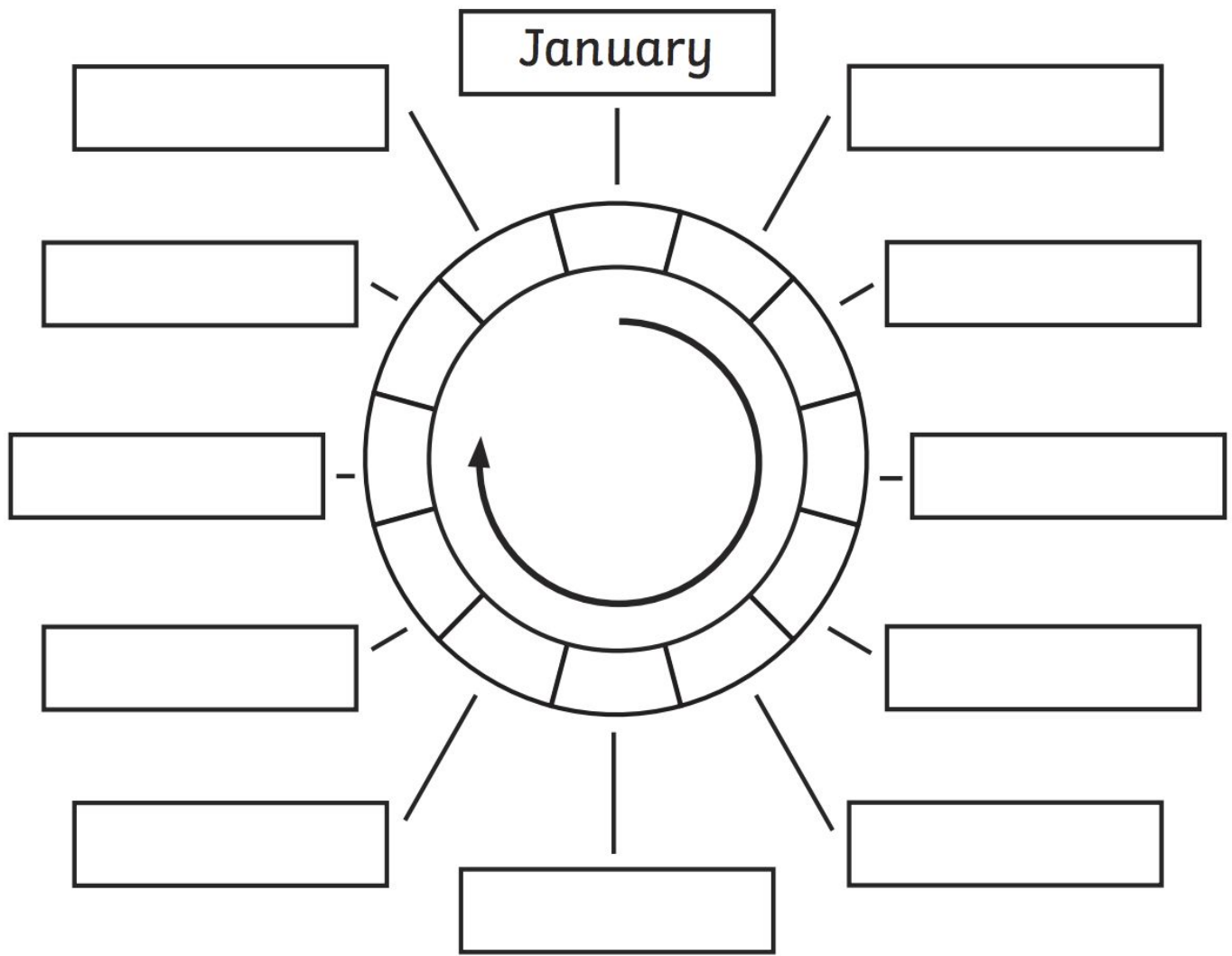
Can you name the
month that Christmas is
celebrated?

Can you name the
month of your birthday?



RECEPTION HOMEWORK - MATHS

Write or cut and stick the days of the months of the year in order. January has been done for you.



January

September

May

July

March

December

October

June

August

February

November

April

RECEPTION HOMEWORK- ART

Art-


Become a superhero! If you were a superhero, what powers would you have? Invisibility? Super speed? Mind reading? Super strong? Think about this when designing your mask. Decorate your mask with any arts and crafts you have at home. For example: colouring pencils, pens, glitter, feathers or sequins.

If you have string you can cut the mask out, get an adult to cut holes into the mask and tie the string onto it. You can then wear your mask with pride!



RECEPTION HOMEWORK- ART

Template




Superhero Mask

Cut out and decorate

RECEPTION HOMEWORK- ART






Art - Mindfulness colouring
















YEAR 1 HOMEWORK

Whilst school is closed we have planned a variety of homework tasks for your child to complete. The tasks are designed to be completed over several days, and we also expect all pupils to read daily, as well as use TT Rockstars and Spelling Shed.

Phonics: These are the phonics digraph your child has learned so far. Please practise reading words that contain these spellings, as well as writing words containing them too:

Phase 3 Phonics Mat				
	ch	sh	th	ng
				
ai	ee	igh	oa	oo
				
ow	ar	or	ur	oo
				
oi	ear	air	ure	er

Phase 5a Phonics Mat				
	ay	ou	ie	ea
				
oy	ir	ue	aw	wh
				
ph	ew	oe	au	ey
				
a-e	e-e	i-e	o-e	u-e

L.O.L:

- Read daily.
- Use Spelling Shed to practise spellings
- Complete the reading comprehension tasks.
- Complete the GPS and other phonics tasks
- Write your own story, lists, or fact-files.

Maths:

- Practice halving and quartering numbers.
- Practice addition and subtraction sums.
- Complete the word problems.
- Practice filling in missing numbers up to 100.
- Use TT Rockstars to practise times tables

YEAR 1 HOMEWORK



Spelling Shed

All the children have been given accounts for **Spelling Shed** to access at school and at home (**log-in details are stuck inside the children's reading records**). They will be set their weekly spellings using this platform, which they can practice at home ready for their weekly spelling test. We look forward to seeing how they get on with this exciting, new programme.

<http://play.edshed.com>

Please note, spellings will be available from school if you are unable to access the account.

Assignments

Task

Year 5 & Year 6 UKS2 Full List
Due: 09/03/20 00:00



Details

Weekly spellings - silent letters
0/2 Due: 08/03/20 09:00



Details

Weekly spellings - silent letters

@MrsFS

★★★★★

Word

thumb

lambs

signed

kneel

whistle

bruised

crumbling

solemn

muscles

parliament

Click on **'More Lists'** to see full details of each spellings rule the children have been set. Click on **'Details'** to see the word list.

YEAR 1 HOMEWORK: MATHS

$10 + 10 =$	$12 + 8 =$	$16 + 4 =$
$5 + 15 =$	$9 + 10 =$	$3 + 17 =$
$0 + 20 =$	$7 + 13 =$	$12 + 7 =$
$9 + 10 =$	$19 + 1 =$	$4 + 15 =$
$4 + 16 =$	$6 + 13 =$	$11 + 9 =$
$18 + 2 =$	$2 + 18 =$	$2 + 17 =$
$1 + 18 =$	$13 + 6 =$	$10 + 9 =$
$14 + 6 =$	$20 + 0 =$	$8 + 12 =$
$11 + 8 =$	$15 + 4 =$	$17 + 3 =$
$7 + 12 =$	$13 + 7 =$	$5 + 14 =$
$6 + 14 =$	$14 + 5 =$	$16 + 3 =$
$8 + 11 =$	$18 + 2 =$	$1 + 19 =$
$3 + 16 =$	$9 + 11 =$	
$10 + 10 =$	$15 + 5 =$	

YEAR 1 HOMEWORK: MATHS

$4 + 6 =$	$2 + 18 =$	$50 + 50 =$
$1 + 9 =$	$70 + 30 =$	$80 + 20 =$
$30 + 70 =$	$14 + 6 =$	$2 + 8 =$
$5 + 15 =$	$5 + 5 =$	$17 + 3 =$
$80 + 20 =$	$17 + 3 =$	$40 + 60 =$
$2 + 8 =$	$11 + 9 =$	$100 + 0 =$
$13 + 7 =$	$90 + 10 =$	$3 + 7 =$
$10 + 90 =$	$6 + 4 =$	$1 + 9 =$
$16 + 4 =$	$70 + 30 =$	$70 + 30 =$
$7 + 13 =$	$1 + 9 =$	$18 + 2 =$
$10 + 10 =$	$14 + 6 =$	$5 + 15 =$
$1 + 9 =$	$0 + 20 =$	$10 + 0 =$
$8 + 2 =$	$2 + 18 =$	
$50 + 50 =$	$7 + 3 =$	

YEAR 1 HOMEWORK: MATHS

Solve these word problems about addition and subtraction.

Grandma bakes **12** cakes. She gives **2** to Usma.
How many cakes are left?

What is the total of **5** and **11**?


Ali has **22** stickers. Matt has **10** more than Ali. How many stickers does Matt have?

Write the number that is **6** less than **12**.

YEAR 1 HOMEWORK: MATHS

Solve these word problems about addition and subtraction.

I have **20p** to spend.



Which **two** items could I buy for exactly **20p**?

	and	
--	-----	--

Which **three** different items could I buy for exactly **20p**?

	and	
--	-----	--

and

--

Which **four** different items could I buy for exactly **20p**?

	and	
--	-----	--

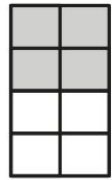
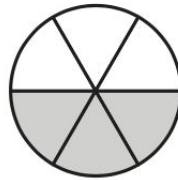
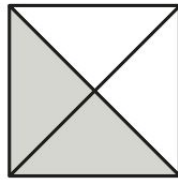
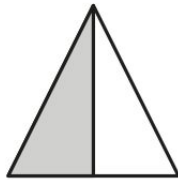
	and	
--	-----	--

YEAR 1 HOMEWORK: MATHS


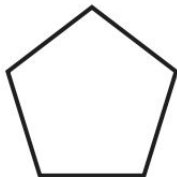


Fractions

One half can be written $\frac{1}{2}$ or $\frac{2}{4}$ or $\frac{3}{6}$ or $\frac{4}{8}$

One half of each of these figures is shaded:




Colour one half of
each of these shapes:



Colour one half of each of
these groups of animals:


a.




b.



c.



d.



What number is half of 2? ____

What number is half of 4? ____

What number is half of 6? ____

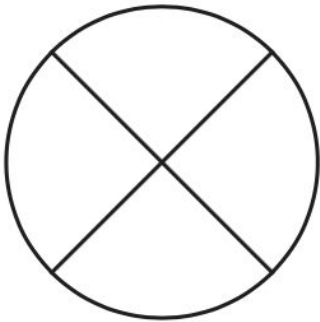
What number is half of 8? ____

What number is half of 10? ____

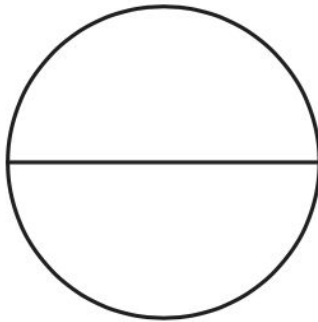
What number is half of 20? ____

YEAR 1 HOMEWORK: MATHS

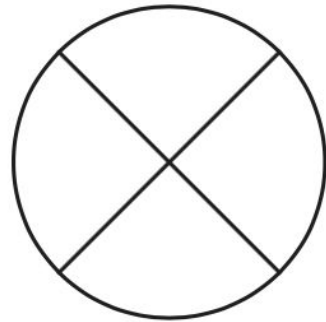
Read and Colour the Fractions



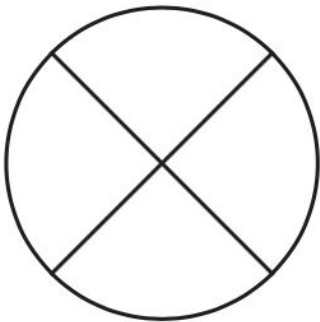
one quarter



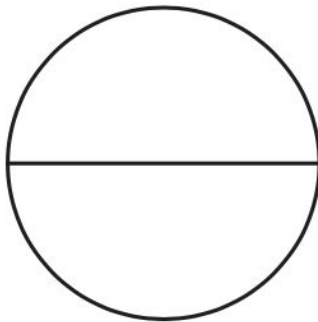
one half



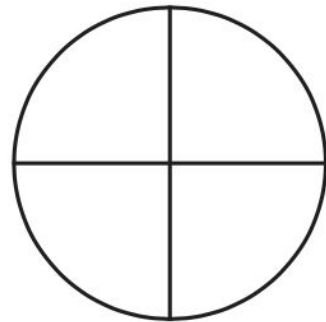
three quarters



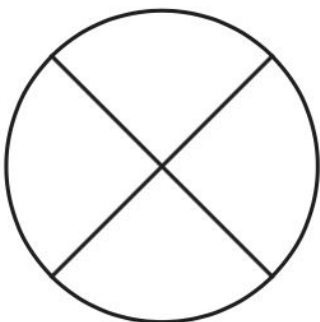
whole



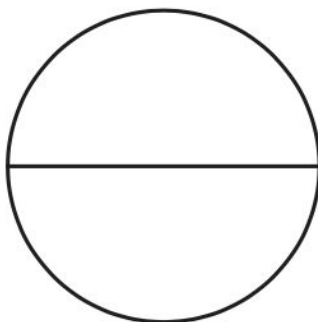
one half



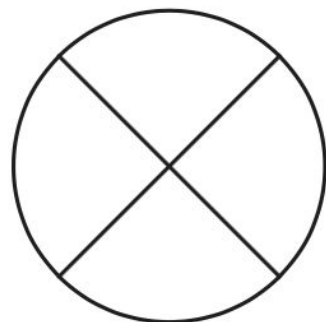
one quarter



$\frac{1}{4}$



$\frac{1}{2}$



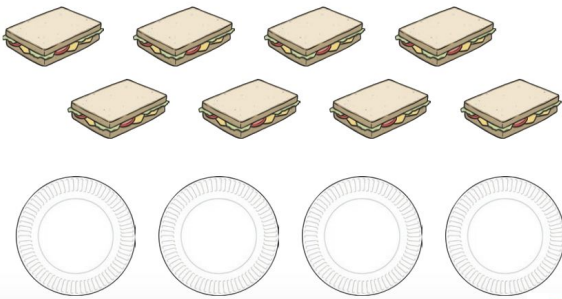
$\frac{3}{4}$

YEAR 1 HOMEWORK: MATHS

Solve these word problems about fractions.


Division Word Problems

2. Divide the sandwiches onto four plates.



Division Word Problems

3. Divide the toothbrushes into three glasses.



Division Word Problems

8. Divide the people into two buses.

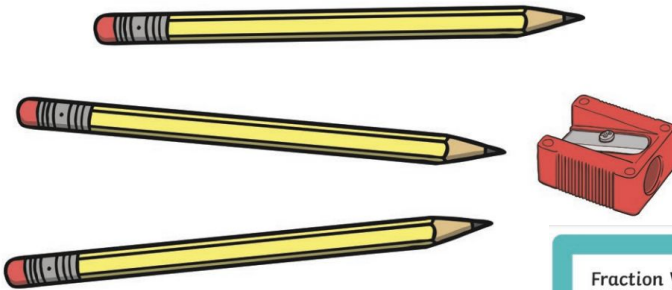


YEAR 1 HOMEWORK: MATHS

Solve these word problems about fractions.

Fraction Word Problems

2. In a box of 24 pencils, half were sharp. How many weren't sharp?



Fraction Word Problems

6. The class want to play football. There are 30 players and 5 players on a team. How many teams can they have?



Fraction Word Problems

7. James collected cards but chose to swap half of them. If he had 22 cards, how many did he swap?



YEAR 1 HOMEWORK: MATHS

Place Value Riddle Challenge Cards

1

What is my number?
I have one digit.
I am an odd number.
I am one more than double three.



Place Value Riddle Challenge Cards

3

What is my number?
I have two digits.
My tens digit is half of two.
My ones digit is 2×2 .



Place Value Riddle Challenge Cards

2

What is my number?
I have one digit.
I am an even number.
I am one less than half of six.



Place Value Riddle Challenge Cards

5

What is my number?
I have two digits.
My tens digit is twice the number of sides of a triangle.
My ones digit is half the number of sides of an octagon.



Place Value Riddle Challenge Cards

4

What is my number?
I have two digits.
I am an even number.
My tens digit is half of four.
My tens digit and my ones digit are equal.



YEAR 1 HOMEWORK: MATHS

Missing Numbers

Fill in the missing numbers from these sections of hundred squares.


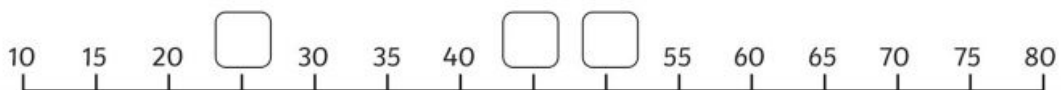
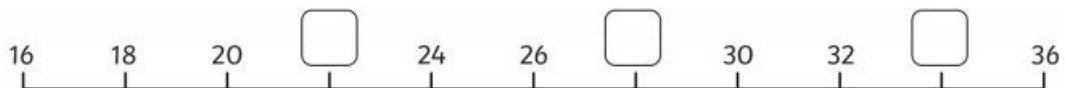
14	15		17
	25	26	

83		85	86
93			96

36	37	
		48
56	57	58

		10
18	19	20
28	29	


Fill in the missing numbers in these number lines.



YEAR 1 HOMEWORK: MATHS

13+7= 21	4+16= 22	9+11= 23	13+7= 24	Finish 25
3+17= 20	2+18= 19	4+16= 18	12+8= 17	3+17= 16
10+10= 11	5+15= 12	3+17= 13	1+19= 14	4+16= 15
1+19= 10	2+18= 9	3+17= 8	11+9= 7	8+12= 6
Start 1	20+0= 2	14+6= 3	18+2= 4	7+13= 5

Snakes and Ladders



You will need...

- The Snakes and Ladders Board Game board
- A dice
- A counter per player

How to play...

1. Players take it in turns to roll the dice. The player with the highest number goes first, the person with the second highest goes second and so on.
2. The player moves the counter the number of spaces shown on the dice.
3. If a player lands on a snake's head, the player's counter slides down to the square at the snake's tail.
4. If a player lands on the bottom of a ladder, the player's counter climbs up to the square at the top of the ladder.
5. The first player to reach the finish is the winner.

YEAR 1 HOMEWORK: PHONICS

Look at the things around the room.
Can you spot any words that contain
any of these sounds? Can you hear
the other sounds in the word too? Try
writing some of them down.

ir aw ou ea ie

Can you put the sounds on this
page into the phoneme frames to
make words?

Can you spell out any of the pictures?
Do all the words have the same number
of sounds?

Can you underline any digraphs and
join any split digraphs?



Play a game with your
grown-up. Ask your grown-up
to read a sound to you. Can you
write the sound down? You could
use different colours.

Can you read the digraphs
on this page? How many other
digraphs, trigraphs or split
digraphs do you know that make
the same sound?

ai

ph

ea

oe

ey

u-e

ie

Can you look in a book
and find any of these words?
Which words did you spot the
most times?

people

their

called

looked

asked

could

YEAR 1 HOMEWORK: PHONICS

'u-e' Spelling Activity

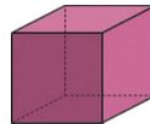
1. Trace over 'u-e'.

u e u e u e u e u e
u e u e u e u e u e

2. Just add 'u-e'.

c _ b _	_ s _
r _ l _ r	fl _ t _
c _ t _	h _ g _
pr _ n _	perf _ m _

3. Write the correct 'u-e' words under the pictures.





YEAR 1 HOMEWORK: PHONICS

'ue' Spelling Activity

1. Trace over 'ue'.

ue ue ue ue ue
ue ue ue ue ue

2. Just add 'ue'.

gl__

f__l

bl__

cl__s

tiss__

arg__

tr__

stat__

3. Write the correct 'ue' words under the pictures.











YEAR 1 HOMEWORK: PHONICS

'ew' Spelling Activity

1. Trace over 'ew'.

ew ew ew ew ew
ew ew ew ew ew

2. Just add 'ew'.

st__

cr__

scr__

ch__

j__el

n__spaper

thr__

neph__


3. Write the correct 'ew' words under the pictures.





YEAR 1 HOMEWORK: PHONICS

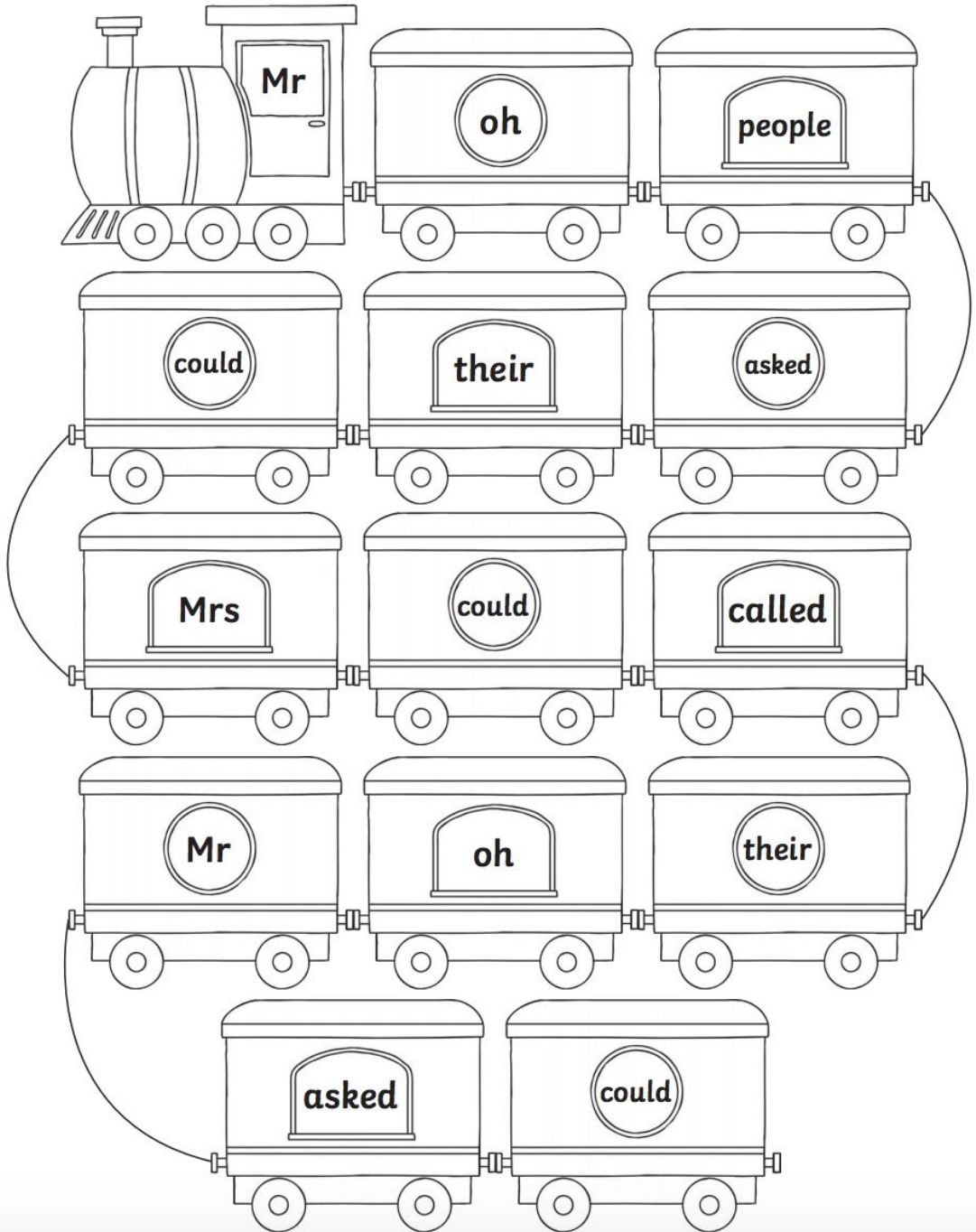
Can you use the sounds to spell the words?



YEAR 1 HOMEWORK: PHONICS

Tricky Words Train

Read the tricky words and then colour the train carriages.



YEAR 1 HOMEWORK: PHONICS

What Is Pink? by Christina Rossetti

What is pink? A rose is pink
By the fountain's brink.

What is red? A poppy's red
In its baley bed.

What is blue? The sky is blue
Where the clouds float through.

What is white? A swan is white
Sailing in the light.

What is yellow? Pears are yellow,
Rich and ripe and mellow.



1. How does the poet describe how the swan moves?

☐

floating

☐

waddling

☐

swimming

☐

sailing



2. Draw lines to match the object to the colour it describes.

poppy

yellow

rose

red

pear

pink



3. Are the pears ready to be eaten?

4. This is the next line in the poem. Fill in what you think the missing word could be.

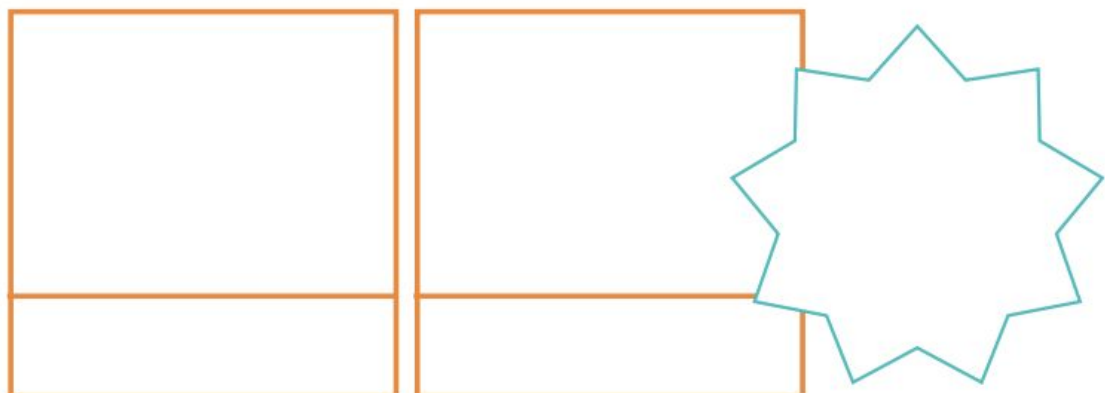
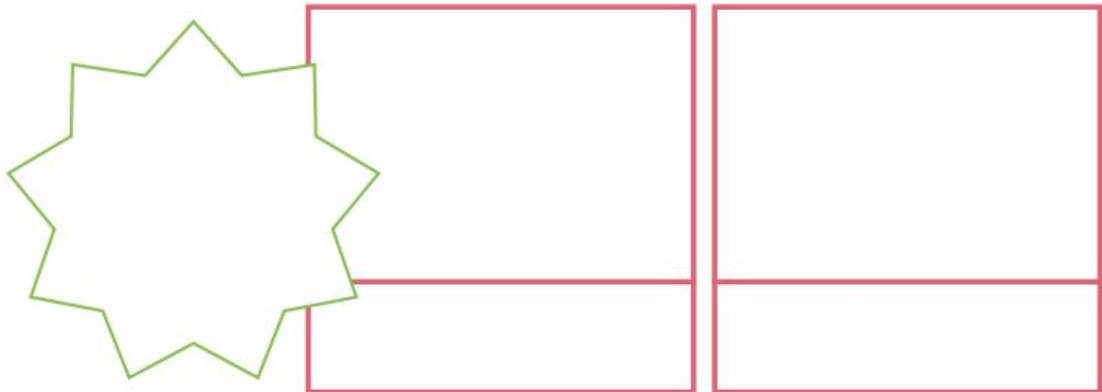
What is green? The _____ is green.



YEAR 1 HOMEWORK: PHONICS

Create a Comic

Think of a story you have read or one that is from your own imagination. Create a comic strip all about it, with pictures and captions that will wow our readers?




YEAR 1 HOMEWORK: PHONICS

On your own, or with an adult, read your favourite story book...



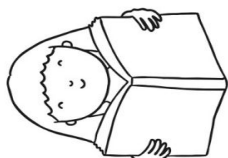
Character's Adventure

Draw a picture of the main character from the story. Pretend you are that character and write a new adventure!





YEAR 1 HOMEWORK: PHONICS

On your own, or with an adult, read your favourite story book...




What is the setting?

Draw a picture of the setting of your story. Then draw a picture of a new setting for the book. Below write why you chose that setting.



New Setting



Setting In The Book

YEAR 1 HOMEWORK: L.O.L.

Read each sentence and tick the correct sentence type. Then, copy the sentence onto the line below, correcting and adding the missing punctuation. The first one has been done for you.

C is for **Command** – These sentences tell us to do something. They can end in a full stop or exclamation mark.

E is for **Exclamation** – These sentences express excitement or emotion and start with 'what' or 'how'. They usually end in an exclamation mark.

Q is for **Question** – These sentences ask questions and end with a question mark.

S is for **Statement** – These sentences tell us facts and usually end with a full stop.

Example: what shall we do today

C ☐ E ☐ Q ☒ S ☐

What shall we do today?

1. who wants to go for a long walk in the woods C ☐ E ☐ Q ☐ S ☐

2. The capital of france is paris C ☐ E ☐ Q ☐ S ☐

3. freya is coming to my party on Saturday C ☐ E ☐ Q ☐ S ☐

4. what a lot of people C ☐ E ☐ Q ☐ S ☐

5. lions are carnivores C ☐ E ☐ Q ☐ S ☐

YEAR 1 HOMEWORK: L.O.L.

1. Choose the correct word to complete this sentence. Write it in the space.

I _____ with Malaika.

playing

played

2. Write this sentence using capital letters and either a full stop (.), question mark (?) or exclamation mark (!).

i had a lovely time playing with henry on saturday

3. Put a full stop (.), a question mark (?) or an exclamation mark (!) to punctuate these sentences.

What are we having for lunch

We are having fish and chips

Yuk, I hate fish and chips

4. Tick the correct plural word.

lunches

☐

lunchs

☐

5. Tick the correct plural word.

potato

☐

potatoes

☐

YEAR 1 HOMEWORK: L.O.L.

6. Add the suffix 'er' to these words to make a noun.

teach_____

sing_____

7. Tick the sentence that is correct.

Leon ate his cake.

☐

Leon eated his cake.

☐

8. Add 'er' or 'est' to these sentences.

Ali is tall.

Adam is tall_____.

Kevin is tall_____.

9. Write the opposite of these words by adding the prefix 'un'.

safe _____

lucky _____

fair _____

10. Use numbers 1 to 4 to put these sentences in order to make a short story. The first one has been done for you.

Finally Ali asked his granddad and he said yes!

☐

First he asked his mum and she said no.

☐

Ali wanted to go swimming.

☐

1

After that Ali asked his dad and he said no too.

☐

YEAR 1 HOMEWORK: L.O.L.

Spring Acrostic Poem

In an **acrostic** poem, the first letter of each line spells out a word. Can you write a super acrostic poem all about **spring**? The first line has been done for you. Use the words in the word bank to help you.

S ummer time is nearly here. Sweet smells fill the air!

P

R

I

N

G

YEAR 1 HOMEWORK: L.O.L.

Oracy - Let's Get Talking!

Look at the image below and discuss what you can see with someone in your family.

Use the questions as a talking point to get you thinking.

What is going on?

How would the people be feeling?



Where did the elephant come from?

What will the people do?

Where is this?

YEAR 1 HOMEWORK: L.O.L.

The Mysterious Hut



Imagine you find this hut at the bottom of your garden. You step inside and you're amazed by what you see.

What do you see?

Use adjectives to describe what is inside the mysterious hut. (Be as creative as you can!)

YEAR 1 HOMEWORK: L.O.L.

The Day the Crayons Quit!

Imagine you're a crayon. What type of crayon would you be?
Can you describe your crayon's appearance and personality?

REMEMBER:

Appearance = what you look like.

Personality = how you act.



YEAR 1 HOMEWORK: TOPIC

koala



kangaroo



frilled lizard



wombat



freshwater crocodile



*In Year 1, our Summer term topic is all about **Australasia!***

Australasia is home to so many amazing animals. Can you research and create a fact file about some of the most popular animals?

You might want to find out about:

- *Where it lives / what is its habitat?*
- *What it eats*
- *Whether it is a friendly animal*
- *Any fun facts about the animal*

YEAR 1 HOMEWORK: SCIENCE

The Seasons!

Describe the Seasons



Choose some words and phrases
that describe spring.

Can you add any of your own?

.....

warm	cloudy	colourful
cold	snowy	dark
hot	fresh	green
freezing	bright	
sunny	dull	

Write some sentences to describe spring.

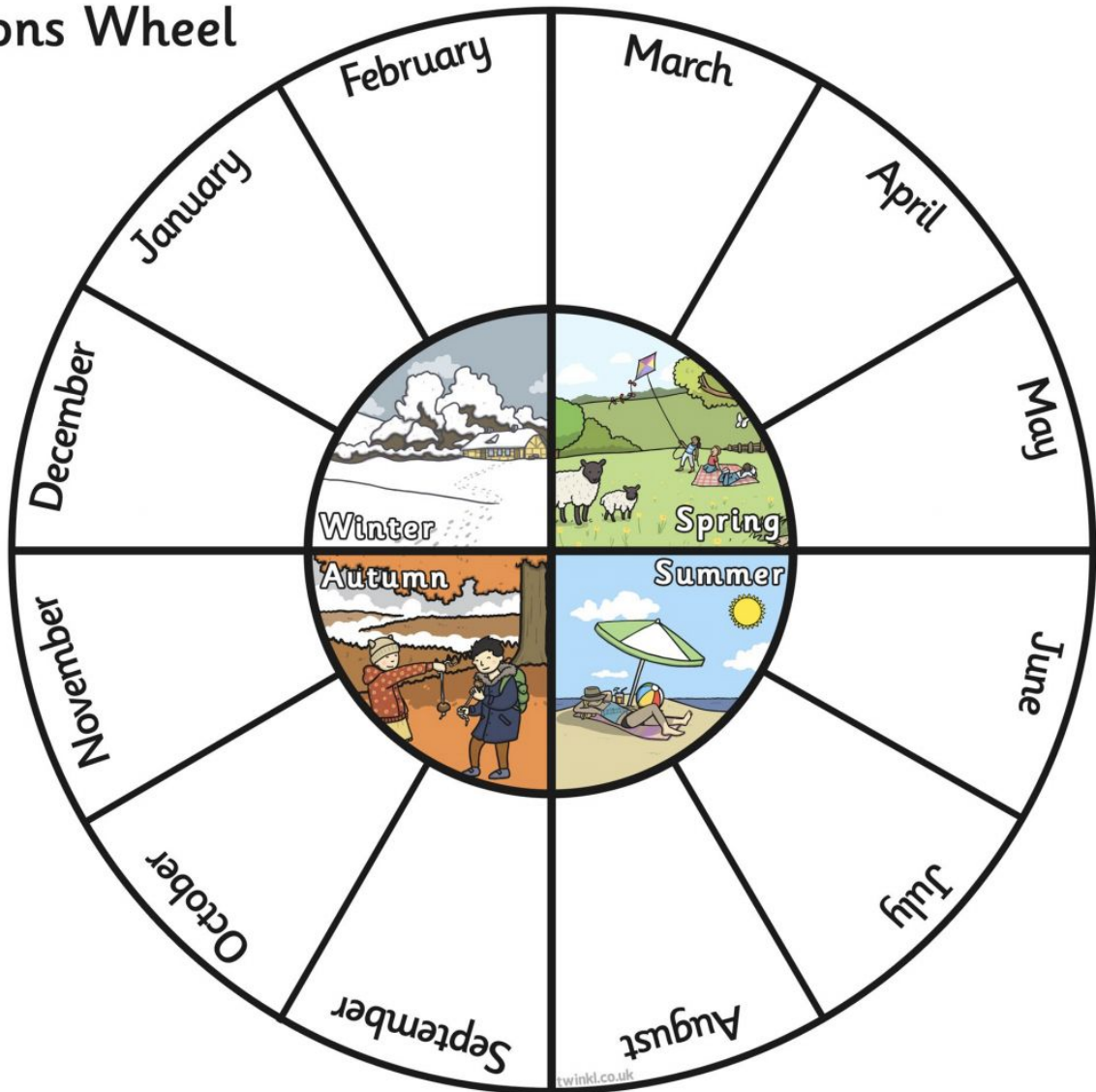
YEAR 1 HOMEWORK: SCIENCE

The Seasons!

Draw something that happens in each month of the different seasons.

For example, in December you might draw a Christmas tree!

Four Seasons Wheel




YEAR 1 HOMEWORK: SCIENCE

The Seasons!

Over the week, can you keep a record of the weather throughout each day?

Oracy: At the end of the week, can you present a weather forecast to the rest of your family?

Task: Keep a record of the weather during your week. Draw the weather symbol into the box for each day.



	Morning (before lunchtime)	Afternoon (after lunchtime)	Evening (hometime)
Monday			
Tuesday			
Wednesday			
Thursday			
Friday			