

RECEPTION HOMEWORK- PACK 3

Whilst school is closed we have planned a variety of homework tasks for your child to complete. The tasks are designed to be completed over several days, and we also expect all pupils to read daily, as well as use TT Rockstars and Spelling Shed.

Phonics: These are the phonics sounds your child has learned so far. Please practise reading words that contain these spellings, as well as writing words containing them too:

a	b	c	d	e	f/ff	g
h	i	j	k	ck	l/ll	m
n	o	p	qu	r	s	ss
t	u	v	w	x	y	z/zz

Phase 3 Phonics Mat				
	ch	sh	th	ng
ai	ee		oa	oo
ow	ar	or	ur	

Writing/Reading:


- ❖ Read daily.
- ❖ Use Spelling Shed to practise spellings
- ❖ Practise Complete the phonic tasks and learn the two new sounds **ur/oi**.
- ❖ Write fact-file on fish and then you can write your own fact file on other under the sea creature, plants or animals that live in the sea or ocean.

Maths:

- ❖ Naming 3D shape and identifying their properties.
- ❖ Counting in 2's
- ❖ Number bonds to 10.
- ❖ Addition and Subtraction using a number line.
- ❖ One more or less than a given number to 40.

RECEPTION HOMEWORK- PACK 3

We expect all pupils to read daily, as well as use TT Rockstars and Spelling Shed. I have listed some useful websites you can access at home and some ideas for activities to support your child's learning if you have completed all the tasks. You can refer to Geraldine the Giraffe on youtube as a reference linked to the new sounds the children will be learning. You can have a look at other sounds too.



Coronavirus Update

In response to the ongoing situation, we have decided to make PhonicsPlay free to use during this period. Children can use the site at home without their parents needing to subscribe. To access our resources all you need to do is log on using the following details

Username: **march20** Password: **home**

We are currently very close to completing a new version of the PhonicsPlay site that is accessible on all phones and tablets. We will therefore also ensure that it is possible for users to freely access this new version of the site (with apologies in advance for any areas of the site that are not yet fully finished or double checked). The site can be accessed here: new.phonicsplay.co.uk.

Our aim to ensure that existing subscribers aren't disadvantaged and will seek to make sure that after the school closures are over and the site returns to normal, that existing subscribers have additional time added to their subscription.

If you haven't already discovered www.phonicsplaycomics.co.uk you may also find these free decodable comics useful at a time when you can't physically exchange your children's decodable reading books.

We wish you good health and all the very best at this stressful time.

Enjoy reading lots of stories, poems and nonfiction texts together, as well as singing songs and rhymes. Support your child in sounding out unknown words and blending the sounds accurately to read.

Encourage them to recognise repeated words on sight and the common high frequency words for their phase (Tricky Troll and Fairy Words).



Twinkl School Closure
free access code:

PARENTSTWINKLHELPS

use it at



Useful Websites:

www.phonicsplay.co.uk

www.ictgames.com/literacy.html

www.topmarks.co.uk/english-games/5-7-years/letters-and-sounds

www.oxfordowl.co.uk



RECEPTION HOMEWORK- PACK 3



Spelling Shed

All the children have been given accounts for Spelling Shed to access at school and at home (**log-in details are stuck inside the children's reading records**). They will be set their weekly spellings using this platform, which they can practice at home ready for their weekly spelling test. We look forward to seeing how they get on with this exciting, new programme.

<http://play.edshed.com>

Please note, spellings will be available from school if you are unable to access the account.

Assignments

Task

Year 5 & Year 6 UKS2 Full List
Due: 09/03/20 00:00



Details

Weekly spellings - silent letters
0/2 Due: 08/03/20 09:00



Details

Weekly spellings - silent letters

@MrsFS



Word

thumb

lamb

signed

kneel

whistle

bruised

crumbling

solemn

muscles

parliament

Click on **'More Lists'** to see full details of each spellings rule the children have been set. Click on **'Details'** to see the word list.

RECEPTION HOMEWORK- PACK 3

What phonemes do these graphemes make?
Show you teacher their matching caption action.

a	o	g	i	s	k	m
p	d	c	t	n	u	ff
e	r	h	f	b	y	l
ll	z	w	j	x	zz	
ow	ch	oo	ai	sh	v	th
oa	ur	ee	ar			

Retrieval

RECEPTION HOMEWORK- PACK 3

Fairy Words: Phase 2.

Retrieval

with

then

them

it's

off

went

help

that

down

too

see

Fairy words we can sound out, spot the digraphs.

1. that
2. th-a-t=that

Tricky Troll Words:

Retrieval

one

out

come

what

when

there

were

of

I'm

where

don't

Trick word chants-Remember use letter names

1. "I say the word were is spelt w-e-r-e"
2. "We say the word as is spelt a-s"
3. You say -: They say "The word as is spelt a-s"


RECEPTION HOMEWORK- PACK 3

Write the words that match the pictures onto your whiteboards:

1.



3.



2.

3

Retrieval

Retrieval: practise reading the words with previously learnt graphemes.

float

bark

chat

moon

Don't forget to be a digraph detective first!
How many sounds are in each word?

"Zips, sounds, segment & blend!"




RECEPTION HOMEWORK- PACK 3


Write the sounds that match these books onto your whiteboards:

Retrieval


1.



2.



3.



Retrieval: practise reading the words with previously learnt graphemes.

thin

turns

ship

trail

Don't forget to be a digraph detective first!
How many sounds are in each word?

"Zips, sounds, segment & blend!"



RECEPTION HOMEWORK- PACK 3

Teach

Week 1: New
sound

ur

—



"ur, ur, churn the curd!"

Book: The Great Nursery Rhyme Disaster

Caption: "ur, ur, churn the curd!"

Action: Mix a spoon around the bowl.

Make link to letter names and individual phonemes. Explain that when the letters are next to each other in a word they no longer make their individual phonemes, and instead make the sound /ur/.

Teach

ur

—

Knowledge chant
(I say, we say, you say):

A digraph is one sound
made up of two letters.

When the letters 'u' and 'r' are next to each other in a word they make the phoneme /ur/:

/ur/ spelling is usually found in the middle of a word:

t

•

ur

—

n

•



RECEPTION HOMEWORK- PACK 3

Practice

Week 1 tasks linked to new sound.

fur

hurl

hurts

turns

spurt

burnt

Don't forget to be a digraph detective first!
How many sounds are in each word?

"Zips, sounds, segment & blend!"



Practice

return

burst



Write the words on your whiteboard,
remembering: "zips, sounds, segment
and blend!"


Don't forget to be a digraph detective first!
How many sounds are in each word?

"Zips, sounds, segment & blend!"

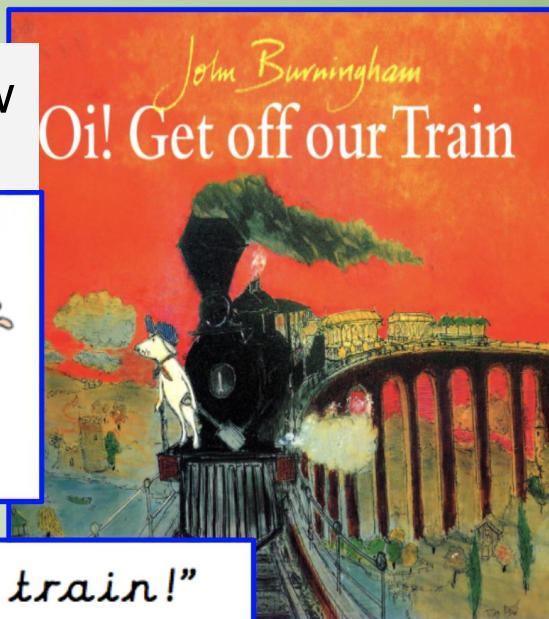


RECEPTION HOMEWORK- PACK 3

Teach



Week 2: New
sound



“oi, oi, get off our train!”


Book: Oi! Get off our Train

Caption: “oi, oi, Get off our train!”

Action: Mix a spoon around the bowl.

Make link to letter names and individual phonemes. Explain that when the letters are next to each other in a word they no longer make their individual phonemes, and instead make the sound /oi-

Teach




Knowledge chant
(I say, we say, you say):

A digraph is one sound
made up of two letters.

When the letters ‘o’ and ‘i’ are next to each other in a word they make the phoneme /oi/:

/oi/ spelling is usually found in the middle of a word:



RECEPTION HOMEWORK- PACK 3

Practice

Week 2 tasks linked to new sound.

coin

spoil

moist

boil

coil

joint

Don't forget to be a digraph detective first!
How many sounds are in each word?

"Zips, sounds, segment & blend!"



Practice

Blank handwriting lines for practice.



Write the corresponding words to the pictures (foil, coin)

RECEPTION HOMEWORK- PACK 3

Fairy Word: Phase 3.

New word:

Fairy words we can sound out, spot the digraphs.

1. too
2. t-oo=too

too



Fairy Word: Phase 3.

New word:

how



RECEPTION HOMEWORK- PACK 3

Tricky Troll Word: Phase 3.

New word:

where



Tricky Troll Word: Phase 3.

New word:

would



Trick word chants-Remember use letter names

1. "I say the word were is spelt d-o-n-'-t"
2. "We say the word as is spelt d-o-n-'-"
3. You say-They say "The word as is spelt d-o-n-'-"

RECEPTION HOMEWORK- PACK 3

Teach



LOOK / COVER / WRITE / CHECK

Introduce each word 1 at a time. When the word is on the board say the following for the chants:

1. "I say the word as is spelt g-o"
2. "We say the word as is spelt g-o"
3. You say (choose 1 child) : They say "The word as is spelt g-o"

Then, click to remove the word and children write the word 3 times. Repeat for each word.

went went went went

- Then, you are going to:
- Cover the word with your hand
 - Write the word again on the line (no peeking!)
 - Then, check you spelt the word correctly. Repeat x 3

Teach

LOOK / COVER / WRITE / CHECK

Your turn:

come

of

were

Adult to chant spelling word from today's words focusing on one at a time and children to write them, Then, independently the children need to look/cover/write/check x 3 on the same line. After each word, adult to show children the correct spelling of the word and they can mark their work.

RECEPTION HOMEWORK- PACK 3

Retrieval

Write the sound that each picture begins with.



The red and yellow kite was floating in the wind. Charlie was playing with it on the beach.

What colour was the kite?
Who was playing with it?
Where did this happen?

Identify the verbs in the sentences.

The crocodile was snapping his teeth together.

The flower was swaying in the wind.

Look at the sentence... what is incorrect?

the mouse isin the houseE

pngtree.com

Retrieval

Write the sound that each picture begins with.



The baby was playing in his room with a blue toy tractor.

Who was playing with a toy tractor?
Where was the baby playing with it?
What colour was the toy tractor?

Identify the verbs in the sentences.

The girl was laughing with her friends.

The chick hatched out of the egg.

Look at the sentence... what is incorrect?

tom plaYed his trumpet

RECEPTION HOMEWORK- PACK 3

Retrieval


Can you write draw a line to match the words that rhyme

back	cat
top	pop
hat	sack

How many sounds in each word below.
Write the words and put zip and sound buttons.

dog
goal
ship

Write a noun phrase to match the picture .



GPS: Correct the sentence below.

The cat IS sat mat .on



Retrieval

Can you write the word to match this pictures.



Identify the noun in the sentence.

The dentist is happy.



Jon walked to school with his sister. He loved school, maths was his favourite lesson. He sat at the green table.

Who does Jon walk to school with?
What is Jons favourite lesson?
What table did he sit at?



GPS: correct the sentence below.

.the MAN IS going to the shop oNN his bike



RECEPTION HOMEWORK- PACK 3

You are going to be writing a fact file about fish. A fact file is a booklet that informs it's audience. Your fact file will tell people interesting facts about fish that live in the sea.

You will need to find out relevant information to write your fact file on fish using the internet and non-fiction books.

Fish Fact File



You can focus your research on the following 3 questions:

1. What does a fish look like?
2. What does a fish eat?
3. Did you know facts? (These can be any you find interesting.)


RECEPTION HOMEWORK- PACK 3

We can find information from **information books**. These are also called **non-fiction books**.


To help us find information these books have a Contents page or an Index page and sometimes a Glossary. You can research using non-fiction books you have at home.



A Contents page tells us what is in the book.



An Index lists the topics in the book in alphabetical order.



A Glossary tells us what words mean. A Glossary tells us what words mean.



You can also use the following sites for children's books online.

- Open Library
- <https://www.storyjumper.com/book/read/23368778/All-about-Fish#page/6> - Story Jumper
- <https://www.overdrive.com/search?q=fish+facts> (can read a sample of a book for free)
- Epic- you need to register

You can research using the internet to find information about fish with adult supervision. You can have a look at the following websites:

http://www.librarypatch.com/2015/01/10-animal-research-websites-for-kids_4.html

Library Patch

<http://www.sciencekids.co.nz/sciencefacts/animals/fish.html>

Science for Kids

We can also use a child friendly search engine like Kiddle.




Or you can use youtube kids



Fish Fact File

What does a fish look like?

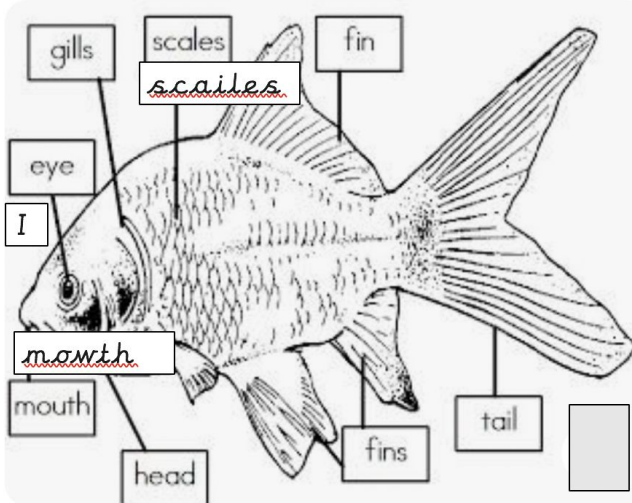


What does a fish eat?

Interesting Facts

RECEPTION HOMEWORK- PACK 3

Fish Fact File



hed
Name: _____ Example _____

The fact file is about fish-so write the heading as shown.


This is the front cover.

The first thing you need to do is carefully draw a fish and then you need to label different parts as shown.

Sound out each word using your phoneme fingers.

Fish Fact File

What does a fish look like?



What does a fish eat?

Interesting Facts

The fact file needs to be our best work! Focus on your handwriting and make sure it is always neat.

Remember:

- To sound out each fairy word.
- Tricky words you can not sound out. Try and remember the chants, for example, **the** is spelt t-h-e.
- Count how many words in a sentence.
- Write in your neatest cursive handwriting.




When writing full sentences we need the following elements:

- A capital letter at the start
- Cursive handwriting
- Finger spaces between words
- Full stop to show the end of our sentence.

RECEPTION HOMEWORK- PACK 3

Fish Fact File

What does a fish
look like?




What does a fish eat?

Interesting Facts

Here is a template in case you are unsure of how to lay out your fact file.

RECEPTION HOMEWORK- PACK 3



Now can choose what sea creature, plant or animal you want to write a fact file about that lives in the sea or ocean.

Some focus questions you can consider:

- What does your animal look like?
- Where does your animal live?
- What does your animal eat?
- What can your animal do?
- How does your animal move?
- What interesting fact have you found out about your animal?

Templates to use on the
following pages

RECEPTION HOMEWORK- PACK 3



Seahorse

Seahorses live...



Seahorses eat...

Seahorses survive...

RECEPTION HOMEWORK- PACK 3



Octopus live...

Octopus eat...

Octopus survive...

RECEPTION HOMEWORK- PACK 3



Shark

Sharks live...



Sharks eat...

Sharks survive...

RECEPTION HOMEWORK- PACK 3




Sea coral snakes live...

Sea coral snakes eat...

Sea coral snakes survive...

RECEPTION HOMEWORK- PACK 3



Crabs live...

Crabs eat...

Crabs survive...

RECEPTION HOMEWORK- PACK 3



Jellyfish

Jellyfish live...




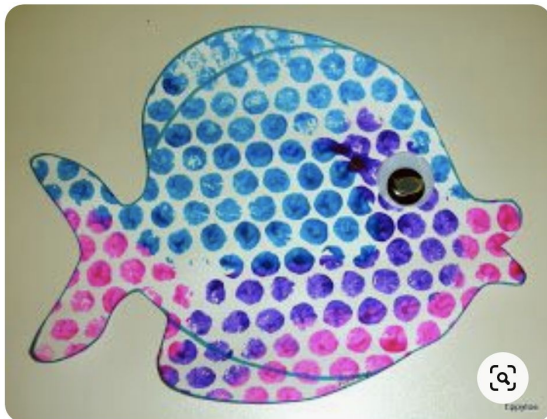
Jellyfish eat...

Jellyfish survive...

RECEPTION HOMEWORK- PACK 3



Rainbow Fish Crafts
20 Unique Ideas for Kids
TEACHINGWITHCHILDRENSBOOKS.COM



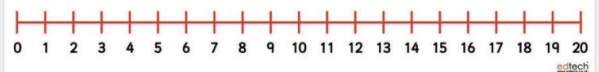
RECEPTION HOMEWORK- PACK 3

Retrieval

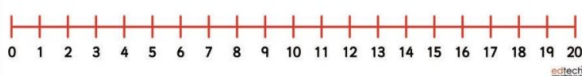
Monday,
.....,
Wednesday,
Thursday,
.....
Friday,



What is one more than 17?
What is one less than 16?



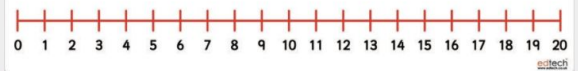
Write number 1-20 in the correct order accurately on your whiteboards.



Write a complete the number sentence?

$$7+3=$$

$$12-2=$$



Retrieval

Use your subitise knowledge to identify how many dots are on the top and bottom of the domino.



Use your subitise knowledge to identify how many legs are on each side of the spider. Can you add them together?



Which shape has 4 equal sides and 4 angles.



Which ruler is longer?

1st



2nd



RECEPTION HOMEWORK- PACK 3

2D Shape Word Mat



circle



oblong



triangle



square



pentagon



hexagon

Tick the two sentences that are correct.

A square has sides of equal length.


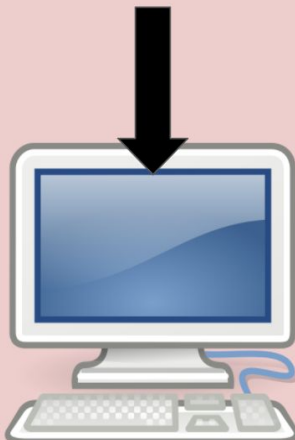
A square has curved sides.

A square has lines of symmetry.

A square has five sides.


Tick **two**.

Practise fluency: Name the shape of the object



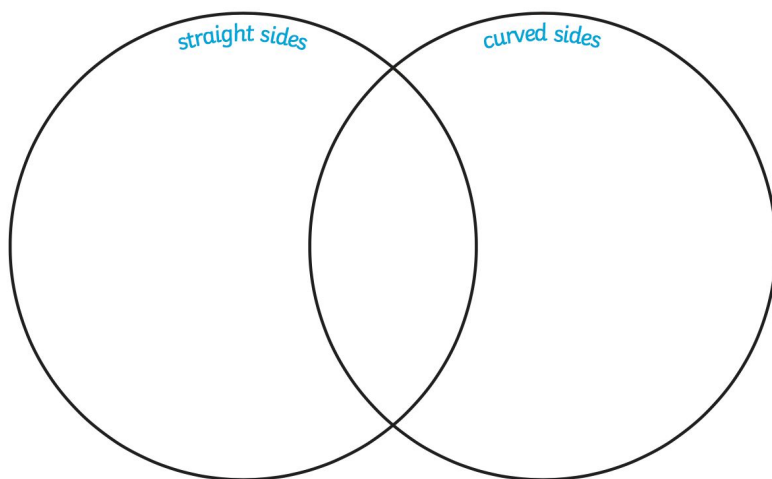
RECEPTION HOMEWORK- PACK 3

How many triangles can you see?
How many oblongs?
How many circles?




Straight and Curved Sides

Draw the shapes in the correct spaces in the hoops.




RECEPTION HOMEWORK- PACK 3


Rainbow Fish Counting Scales Activity Sheet



There are _____
pink scales.



There are _____
green scales.




There are _____
blue scales.



There are _____
yellow scales.




There are _____
orange scales.




There are _____
purple scales.


Rainbow Fish Counting Scales Activity Sheet - Answers




There are 12 pink
scales.




There are 9 green
scales.




There are 15 blue
scales.



There are 17 yellow
scales.



There are 20 orange
scales.



There are 19 purple
scales.

RECEPTION HOMEWORK- PACK 3

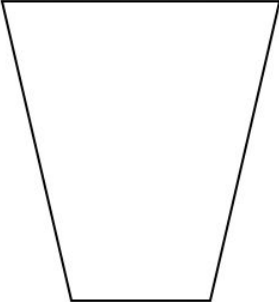
Capacity

Capacity: More and Less

Name _____

Choose a cup. Find other containers that hold more and less than your cup.



Containers that Hold Less	My Cup	Containers that Hold More
	 <p>The capacity of <u>my</u> cup is <input type="text"/> cubes.</p>	

containers held less than my cup.

containers held more than my cup.

You can change cubes or other objects you have at home such as pegs, paper clips.


RECEPTION HOMEWORK- PACK 3

Capacity: Non-Standard Units Name _____

Use one small container to fill a variety of larger containers.

I will use a _____.



Container	My Estimate	Total
jug 		

Which container had the **largest** capacity? _____

Which container had the **smallest** capacity? _____

RECEPTION HOMEWORK- PACK 3

Capacity

Capacity or volume is a measure of how much space something takes up.

These pictures show containers that are **full**

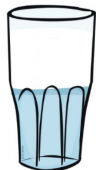
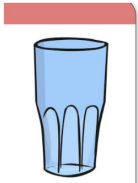
These pictures show when a container is **nearly full**.

These pictures show when a container is **half full**

These pictures show when a container is **nearly empty**.

These pictures show when a container is **empty**.

<https://www.bbc.co.uk/bitesize/topics/z19k7ty/articles/zp8crdm>



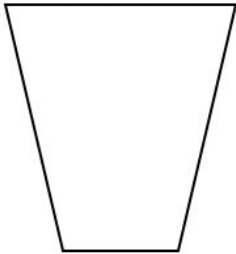

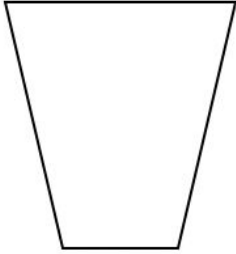

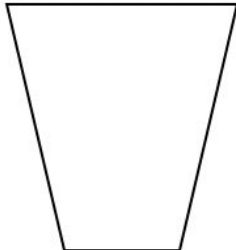

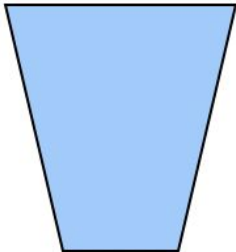

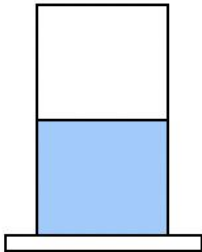

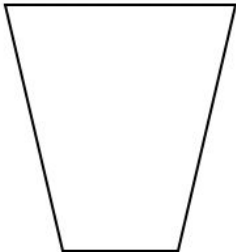

RECEPTION HOMEWORK- PACK 3

Capacity

Name _____

Draw the correct amount of liquid in each container.



 <p>half full</p>	 <p>full</p>	 <p>empty</p>
 <p>full</p>	 <p>empty</p>	 <p>half full</p>
 	 	 

If you complete this task very quickly you can challenge yourself with the next task

RECEPTION HOMEWORK- PACK 3

Practise: Capacity

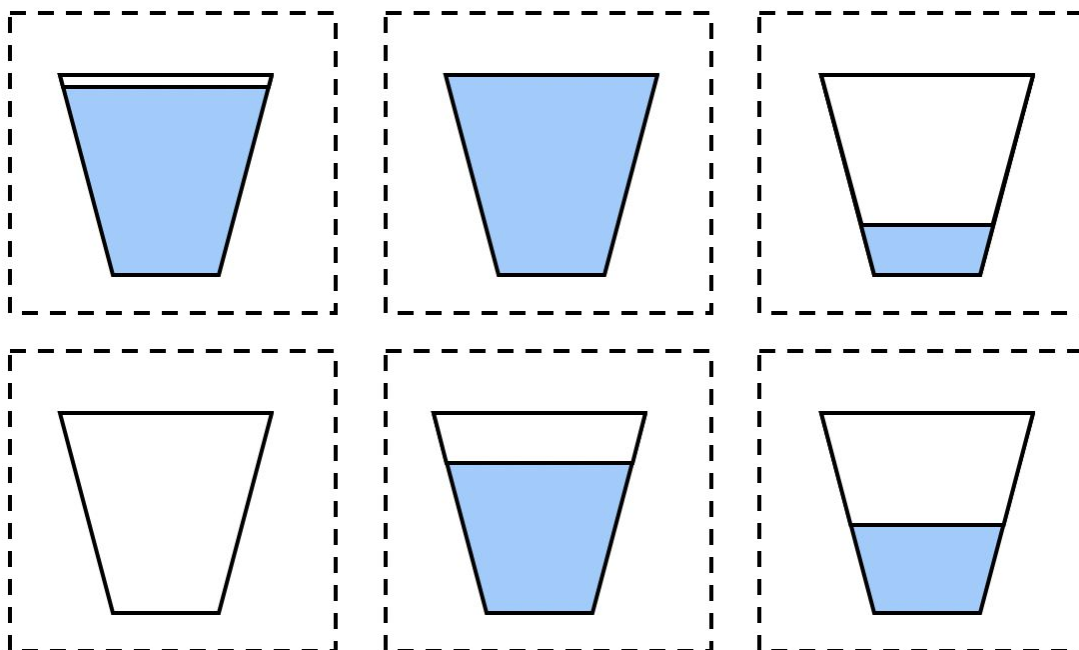
Draw or cut out the cups and stick them in the correct box

Activity				
empty	nearly empty	half full	nearly full	full

Optional-Challenge task



Order the cups; **empty** to **full**.



RECEPTION HOMEWORK- PACK 3

MEASURING VOLUME (CAPACITY)

The quantity of liquid a container can hold is called its **volume (capacity)**.

The red bottle shown here has more volume, and hence, more **capacity** as compared to that of the green bottle.



 Tick (✓) the container which has less **capacity**.



MEASUREMENT OF CAPACITY

The **capacity** of a container is the quantity of liquid it can hold.
Look at the vessels shown below.



Which vessel do you think can hold the maximum liquid?
It is the tank.

Which vessel will hold the least quantity of liquid?
It is the spoon.

So, we can say that among the given vessels, the tank has the maximum **capacity** and the spoon has the least **capacity**.

RECEPTION HOMEWORK- PACK 3

Some Instruments Used for Measuring Capacity



14. Tick (✓) the one which has more capacity.

a)




b)



Compare capacity and volume

- 1 The dog drinks **3** bowls of water. The cat drinks **2** bowls of water. Who drinks more?

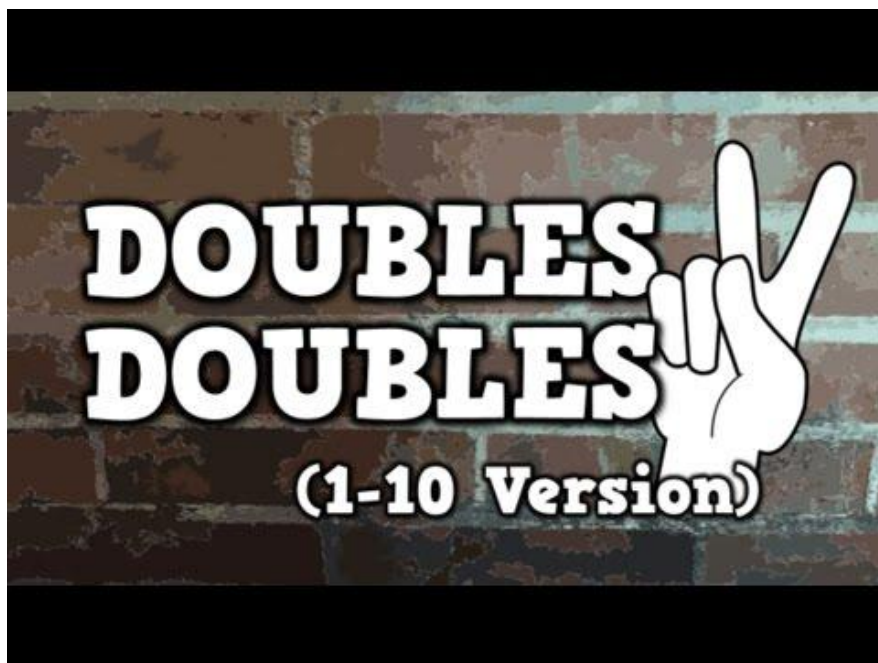


- 2 Mum uses **20** buckets of water to wash her car. Dad uses **28** buckets to wash his car. Who uses more?

- 3 Usma drinks **16** bottles of water in a week. Her sister drinks **19** bottles of water. Who drinks fewer bottles?



RECEPTION HOMEWORK- PACK 3



Working with a another person you are going to use your fingers to double numbers up to 10.

For example...


Double 1- YOU hold up 1 finger YOUR PARTNER holds 1 finger- how many have you got all together?

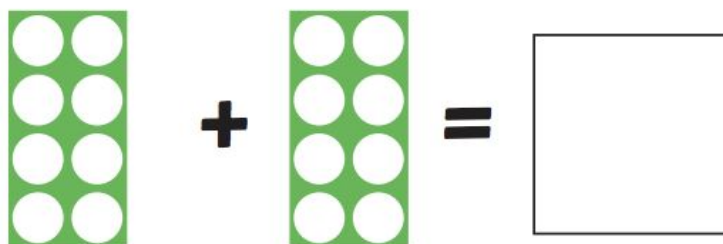
$1+1=$	$3+3=$	$5+5=$	$7+7=$	$9+9=$
$2+2=$	$4+4=$	$6+6+$	$8+8=$	$10+10=$


RECEPTION HOMEWORK- PACK 3

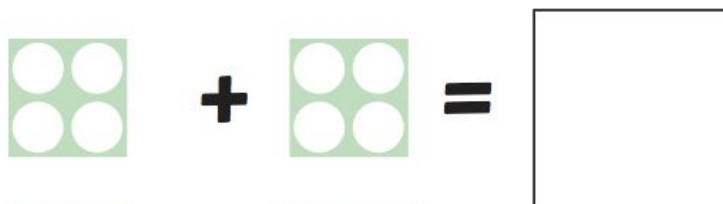
Number Shape Doubles to 20

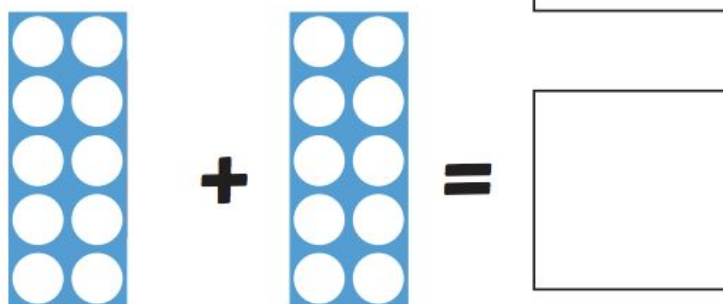
Use the number shapes to work out the answers to each doubling question.


$$3 + 3 = \square$$


$$6 + 6 = \square$$

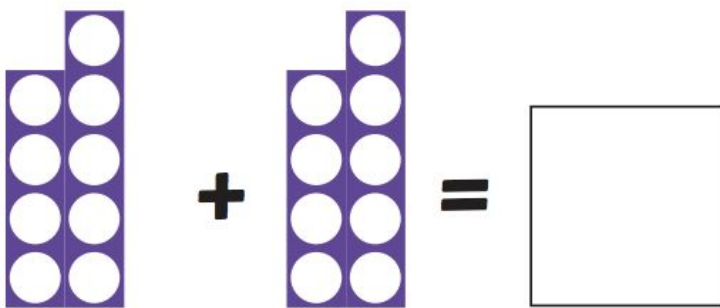

$$5 + 5 = \square$$

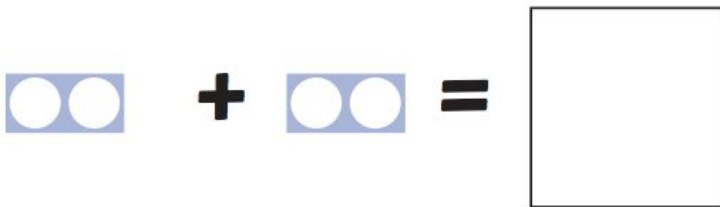

$$4 + 4 = \square$$



$$8 + 8 = \square$$


RECEPTION HOMEWORK- PACK 3

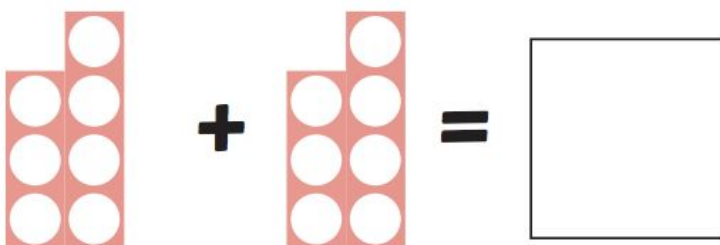
Number Shape Doubles to 20


$$\begin{array}{|c|c|} \hline \circ \\ \hline \circ \\ \hline \circ \\ \hline \circ \\ \hline \circ \\ \hline \end{array} + \begin{array}{|c|c|} \hline \circ \\ \hline \circ \\ \hline \circ \\ \hline \circ \\ \hline \circ \\ \hline \end{array} = \square$$


$$\begin{array}{|c|c|} \hline \circ \\ \hline \circ \\ \hline \end{array} + \begin{array}{|c|c|} \hline \circ \\ \hline \circ \\ \hline \end{array} = \square$$


$$\begin{array}{|c|c|} \hline \circ \\ \hline \circ \\ \hline \circ \\ \hline \end{array} + \begin{array}{|c|c|} \hline \circ \\ \hline \circ \\ \hline \circ \\ \hline \end{array} = \square$$


$$\begin{array}{|c|} \hline \circ \\ \hline \end{array} + \begin{array}{|c|} \hline \circ \\ \hline \end{array} = \square$$


$$\begin{array}{|c|c|} \hline \circ \\ \hline \circ \\ \hline \circ \\ \hline \circ \\ \hline \circ \\ \hline \end{array} + \begin{array}{|c|c|} \hline \circ \\ \hline \circ \\ \hline \circ \\ \hline \circ \\ \hline \circ \\ \hline \end{array} = \square$$

RECEPTION HOMEWORK- PACK 3

1	2	3	4	5	6	7	8	9	10
11	12	13	14	15	16	17	18	19	20
21	22	23	24	25	26	27	28	29	30
31	32	33	34	35	36	37	38	39	40
41	42	43	44	45	46	47	48	49	50
51	52	53	54	55	56	57	58	59	60
61	62	63	64	65	66	67	68	69	70
71	72	73	74	75	76	77	78	79	80
81	82	83	84	85	86	87	88	89	90
91	92	93	94	95	96	97	98	99	100


Counting in 10s: When we jump in 10s we are jumping on each 10th number.

You are going to start at 10, and continue counting in 10's until you finish on 100.

Use the grid to help you.

What do you notice about the numbers. Is there a pattern?

<https://www.primarygames.co.uk/pg2/splat/splatsq100.html>



Follow the link and start at 10 splat each 10th number.

What do you notice about the numbers. Is there a pattern?

RECEPTION HOMEWORK- PACK 3



1	2	3	4	5	6	7	8	9	10
11	12	13	14	15	16	17	18	19	20
21	22	23	24	25	26	27	28	29	
31	32	33	34	35	36	37	38	39	40
41	42	43	44	45	46	47	48	49	
51	52	53	54	55	56	57	58	59	60
61	62	63	64	65	66	67	68	69	
71	72	73	74	75	76	77	78	79	80
81	82	83	84	85	86	87	88	89	
91	92	93	94	95	96	97	98	99	100

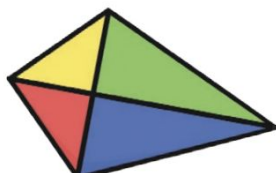
Write the missing numbers. Count in 10's to help you.

RECEPTION HOMEWORK- PACK 3

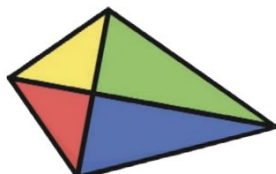
Counting in Tens

Fill in the missing numbers. Use this number line to help you:

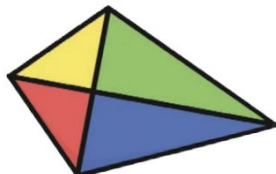
10	20	30	40	50	60	70	80	90	100
----	----	----	----	----	----	----	----	----	-----



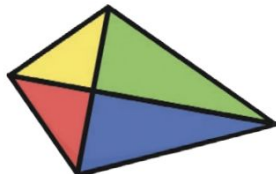
20 30 40



40 50 60



0 10 20



 40 60

RECEPTION HOMEWORK- PACK 3

Counting in 10s

Cut out the numbers in the dashed boxes and stick them in the correct order.

	20								90	
--	-----------	--	--	--	--	--	--	--	-----------	--

10	80	30	60
70	40	100	50

- 2** Jing has **10** grapes. His mum gives him **10** more.
How many grapes does he have altogether?

- 4** Jing counts up in steps of **10**, starting from **23**. What are his next **3** numbers?

--	--	--

RECEPTION HOMEWORK- PACK 3

10 Times Table-Chant

I say...
We say..
You say..

10 times table

1 x 10 =	10
2 x 10 =	20
3 x 10 =	30
4 x 10 =	40
5 x 10 =	50
6 x 10 =	60
7 x 10 =	70
8 x 10 =	80
9 x 10 =	90
10 x 10 =	100

10 times table

1 x 10 =	?
2 x 10 =	?
3 x 10 =	?
4 x 10 =	?
5 x 10 =	?
6 x 10 =	?
7 x 10 =	?
8 x 10 =	?
9 x 10 =	?
10 x 10 =	?



10 x 7 = 70

YEAR 1 HOMEWORK

Whilst school is closed we have planned a variety of homework tasks for your child to complete. The tasks are designed to be completed over several days, and we also expect all pupils to read daily, as well as use TT Rockstars and Spelling Shed.

Phonics: These are the phonics digraph your child has learned so far. Please practise reading words that contain these spellings, as well as writing words containing them too:

Phase 3 Phonics Mat				
	ch	sh	th	ng
ai	ee	igh	oa	oo
ow	ar	or	ur	oo
oi	ear	air	ure	er

Phase 5a Phonics Mat				
	ay	ou	ie	ea
oy	ir	ue	aw	wh
ph	ew	oe	au	ey
a-e	e-e	i-e	o-e	u-e

L.O.L:

- Read daily.
- Use Spelling Shed to practise spellings
- Practise reading the example phonics screening words - alien words and real words
- Complete the GPS and other phonics tasks
- Write your own story, lists, or fact-files.

Maths:

- Practice reading and writing numbers to 100
- Practice finding one more and one less than a given number
- Doubling numbers to 20
- Measuring objects with a ruler - can you measure objects around your house?
- Use TT Rockstars to practise times tables

YEAR 1 HOMEWORK



Spelling Shed

All the children have been given accounts for Spelling Shed to access at school and at home (**log-in details are stuck inside the children's reading records**). They will be set their weekly spellings using this platform, which they can practice at home ready for their weekly spelling test. We look forward to seeing how they get on with this exciting, new programme.

<http://play.edshed.com>

Please note, spellings will be available from school if you are unable to access the account.

Assignments

Task

Year 5 & Year 6 UKS2 Full List
Due: 09/03/20 00:00



Details

Weekly spellings - silent letters
0/2 Due: 08/03/20 09:00



Details

Weekly spellings - silent letters

@MrsFS



Word

thumb

lamb

signed

kneel

whistle

bruised

crumbling

solemn

muscles

parliament

Click on **'More Lists'** to see full details of each spellings rule the children have been set. Click on **'Details'** to see the word list.

YEAR 1 HOMEWORK: MATHS

Section 1

Put the numbers in order, starting with the lowest.

11 6 5 8

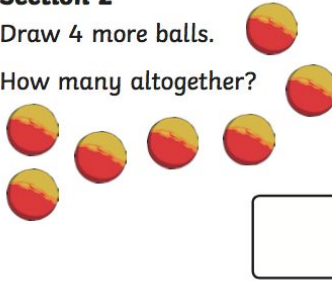
<input type="text"/>	<input type="text"/>	<input type="text"/>	<input type="text"/>
----------------------	----------------------	----------------------	----------------------



Section 2

Draw 4 more balls.

How many altogether?



Section 3


$$8 + 2 = \square$$

$$7 - 5 = \square$$

$$5 + 6 = \square$$

Section 4

Nina eats 6 sweets. How many sweets are left?



Section 5

Group the cookies in twos.

How many groups are there?



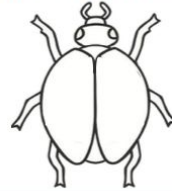
Section 6

Tick the coins which add to 11p.



Section 7

Draw 8 spots onto the ladybird. An equal number on each side.



Section 8

Fill in the missing number.

12, 14, , 18, 20



Section 1

Put the numbers in order, starting with the lowest.

15 18 12 16

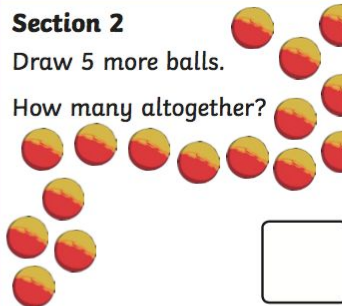
<input type="text"/>	<input type="text"/>	<input type="text"/>	<input type="text"/>
----------------------	----------------------	----------------------	----------------------



Section 2

Draw 5 more balls.

How many altogether?



Section 3

$$11 + 7 = \square$$

$$15 - 7 = \square$$

$$12 - 3 = \square$$

Section 4


Freija eats half the sweets. How many sweets are left?



Section 5

Group the cookies in twos.

How many groups are there?




Section 6

Tick the coins which add to 35p.



Section 7

Draw 12 spots onto the ladybird. An equal number on each side.



Section 8

Fill in the missing number.


24, 22, 20, , 16, 14



YEAR 1 HOMEWORK: MATHS

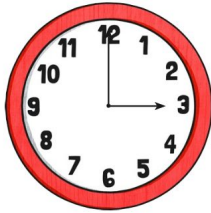
Section 1

What number is 6 less than 11?



Section 2

What time is on the clock?



Section 3

Add the coins.



Section 4


What is the underlined digit worth?

17

Section 5

Draw 3 more flowers.

How many flowers do you have altogether?




Section 6

If $17 = 10 + 7$, what is 12?

Section 7

Tick the largest bear.



Section 8

$$5 + \square = 8$$



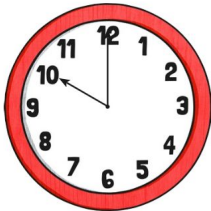
Section 1

What number is 8 less than 15?



Section 2

What time is on the clock?



Section 3

Add the coins.



Section 4

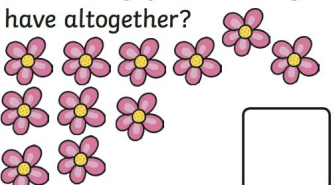
What is the underlined digit worth?

24

Section 5

Draw 4 more flowers.

How many flowers do you have altogether?




Section 6

If $17 = 10 + 7$, what is 27?

Section 7

Tick the smallest bear.



Section 8


$$12 + \square = 19$$



YEAR 1 HOMEWORK: MATHS

Can you fill in the missing numbers?

	2	3	4			7	8	9	10
11			14	15	16	17	18		20
21	22	23		25	26		28	29	30
31	32	33	34		36	37	38	39	40
41		43	44	45	46	47	48		50
51	52	53			56		58	59	60
	62	63	64	65	66	67	68	69	70
71	72	73	74			77		79	80
81	82		84	85	86	87	88	89	90
91		93	94	95	96	97		99	100



YEAR 1 HOMEWORK: MATHS

Find one more than the numbers below.

1

1 more than 10 is

2

1 more than 1 is

3

1 more than 18 is

4

1 more than 7 is

SECTION B

1

1 more than 32 is

2

1 more than 46 is

3

1 more than 49 is

4

1 more than 24 is

SECTION C

1

1 more than 53 is

2

1 more than 65 is

YEAR 1 HOMEWORK: MATHS

Find one less than the numbers below.

1

1 less than 8 is

2

1 less than 15 is

3

1 less than 10 is

4

1 less than 6 is

SECTION B

1

1 less than 43 is

2

1 less than 31 is

3

1 less than 29 is

4

1 less than 24 is

SECTION C

1

1 less than 92 is

2

1 less than 65 is

YEAR 1 HOMEWORK: MATHS

Solve these problems based on one more and one less.

- 2 Matt has **12** toy cars. He buys **one** more. How many does he have now?

- 4 Usma has **16** dresses. Her mum gives her **one** new dress. How many dresses does she have now?


- 2 There are **45** people in the hall. If **one** leaves, how many are left?

- 5 Choose **two** numbers between **15** and **20** to make the number sentence below true.


is one more than

YEAR 1 HOMEWORK: MATHS


Double Dominoes to 20




Double 6 is _____ .




Double 8 is _____ .




Double 10 is _____ .



Double 9 is _____ .



Double 5 is _____ .



Double 7 is _____ .

YEAR 1 HOMEWORK: MATHS

Match the digits to the number in words.

11
17
15
20
12
18
13
19
14
16

<i>fifteen</i>
<i>thirteen</i>
<i>twelve</i>
<i>nineteen</i>
<i>eleven</i>
<i>seventeen</i>
<i>sixteen</i>
<i>twenty</i>
<i>eighteen</i>
<i>fourteen</i>

CHALLENGE: Can you parent/carer test you on your spellings of these numbers?

YEAR 1 HOMEWORK: MATHS

Chocolate Bar Measuring

Use a ruler to measure the length of each chocolate bar to the nearest centimetre (cm).




Challenge

Put the chocolate bars in order from **smallest** to **largest**.

YEAR 1 HOMEWORK: PHONICS

desh



stin



chab



proom



poil



sarps



queep



thend



chip

stop

jazz

truck

farm


jump

thorn

lords

YEAR 1 HOMEWORK: PHONICS

kigh



flods



girst



groiks



baim



strom



yune



splaw



fair

crept

flute

shrubs

goat




























scrap

shine

stroke

YEAR 1 HOMEWORK: PHONICS

Alternative Spellings for ai

ai		ay		a-e	
					
					
					
					
					
					
					
					
					

YEAR 1 HOMEWORK: PHONICS

Phase 5 Pictures and Captions Matching



Mrs Bude asked
the children if
they could put
their glue sticks
away.



A monkey threw a
white cube down
the slide.



That old house
looks very
spooky and
it might be
haunted.



I think they have
made your bike
with thirteen
gears.

YEAR 1 HOMEWORK: PHONICS

Easter Real and Nonsense Word Mosaic

Read the words in the grid below and use the key to colour in the squares to reveal the hidden picture:

Phase 5

Words with the
wh sound =
orange

Words with
the au sound =
yellow

Words with the
oy sound = green

Words with the
oe sound = blue

coes	doe	stroe	toe	woe	peroes	koe	joe	vloe
heroes	joel	moes	goes	whip	dotatoes	foe	potatoes	coes
joe	potatoes	moes	whisper	wheck	wheeb	goes	doe	peroes
foe	paul	launch	wheel	which	whelb	baunch	august	potatoes
moes	doe	saul	haunted	whem	jaunty	vaul	goes	joe
peroes	heroes	vloe	moes	enjoy	potatoes	stroe	goes	heroes
stroe	potatoes	foe	dotatoes	gloy	heroes	doe	moes	peroes
doe	peroes	joe	goes	toy	potatoes	vloe	foe	doe
stroe	foe	heroes	peroes	loyal	joe	dotatoes	coes	moes
goes	doe	joe	potatoes	denoy	doe	foe	moes	vloe

YEAR 1 HOMEWORK: PHONICS

Phase 5 Split i-e Digraph

u i a p x e l k r a p q
v p o x d r c o d m r g
b z o r a z w a n p i l
b o c k v p p a m a z i
p w k e m e r b p m e d
m h l t b u i n s i d e
p i s i l e d i r t s m
s t k k v b o a c r n m
z e m i a u r e y n q k
r j f e x e d i l s f g
i f w t l o r k h i x l
l r p y t i d e v r k h

white
tide
slide
bike
glide

five
kite
prize
inside
stride

YEAR 1 HOMEWORK: PHONICS

The Farmer and his Sons

One day, there was an old farmer who had worked hard all his life. He was very ill. He had three sons. He wanted them to be good farmers. He said to them, "There is a treasure in my land. Promise me that you will look for it." Sadly, the father died. The sons looked for the treasure. They dug and dug the soil. "What will we find?" they said to each other. Soon, they had dug up all of the land. They had not found any treasure. They were upset. "All that hard work for nothing!" they said.



1. **Find** and **copy** the word that the author used to describe how the sons were feeling when they did not find the treasure.



2. How many sons did the farmer have?
Tick one answer.

two three four



3. Why do you think the sons 'dug and dug' in the soil?



4. Number the steps below from 1 to 4 to show the order they happen in the explanation.

The sons dug and dug.

The farmer sadly died.

The sons couldn't find the treasure.

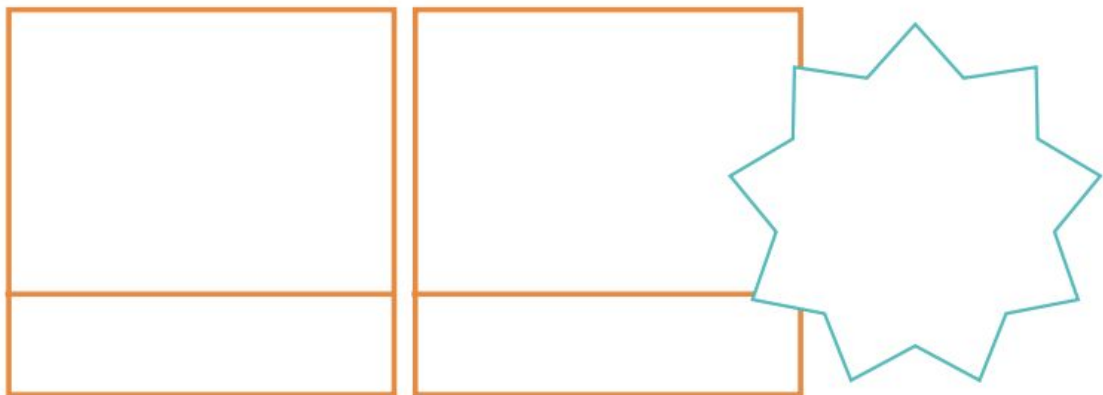
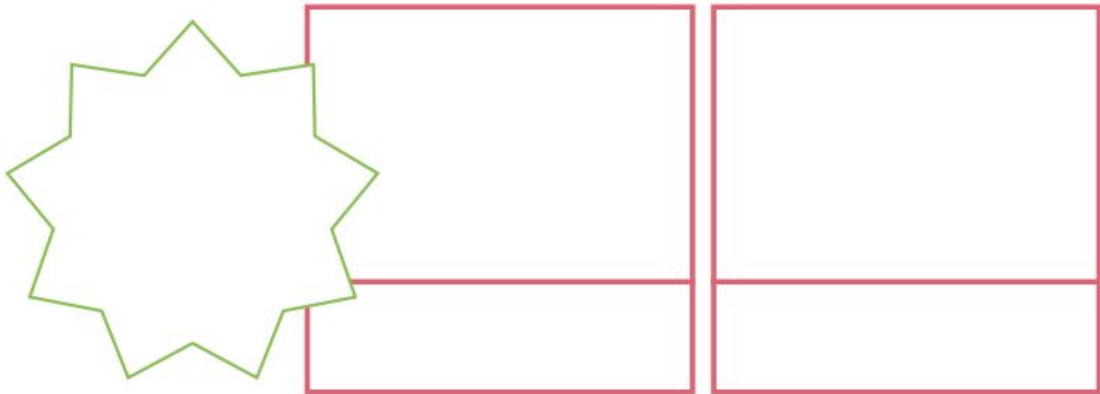
The farmer told his sons to look for some treasure.



YEAR 1 HOMEWORK: PHONICS

Create a Comic

Think of a story you have read or one that is from your own imagination. Create a comic strip all about it, with pictures and captions that will wow our readers?



YEAR 1 HOMEWORK: PHONICS

Judging a Book's Cover

Think of a story you've just read. Design a new front cover for the book, including a fabulous illustration, the title of the book and the author's name.



YEAR 1 HOMEWORK: PHONICS

the

that

not

look

put

and

with

then

don't

could

YEAR 1 HOMEWORK: PHONICS

said

can

little

into

too

in

are

as

back

by

YEAR 1 HOMEWORK: L.O.L.

Hint!

Insert the capital letters and full stops in the passages below by rewriting the sentences

Think carefully about how many sentences are in each passage.

Capital letters are needed for:

- the beginning of sentences
- proper nouns: people, places, days of the week, months of the year

Full stops come at the end of statements.

1) hannah wanted to play in the park



2) our house is on seaford road



3) london is the capital of england



Challenge! There is more than one sentence in each of these. Can you find them?

1) jane has brown hair jimmy has ginger hair



2) i like football my brother prefers swimming



3) Write a sentence of your own.

It must include:


- Three capital letters and one full stop.

YEAR 1 HOMEWORK: L.O.L.



Read the sentences carefully. Add a full stop or a question mark to make the sentence correct.

The first one has been done for you.

I went to the park last week	
How old are you today	
Is it going to rain tomorrow	
My black and white cat is fat	
Yesterday it was sunny	
A dog wags his tail when he's happy	
Dad likes sticky buns	

Can you write a sentence that needs a full stop?

Can you write a sentence that needs a question mark?

YEAR 1 HOMEWORK: L.O.L.

Adjectives

An adjective is a describing word.

Adjectives tell us more information about nouns.

The white rabbit sat in the wooden hutch.



1. Underline the adjectives in these sentences.

- a) The brave princess fought the scary dragon.
- b) The strong wind made the old trees shake.
- c) Some red racing cars sped down the narrow roads.
- d) The witch had a long nose, a pointed hat and a black cat.

Hint!

Look out for the nouns because adjectives describe nouns!

Nouns:
princess, dragon, wind, trees, racing cars, roads, nose, hat, cat.

2. Copy the sentences, choosing the most suitable adjective from the brackets.

- a) The cat chased the _____ mouse. (blue, tiny, big)

- b) A tiger growled at the _____ children. (hairy, long, scared)

- c) The _____ clown tripped over his shoes. (funny, ugly, cold)

- d) The _____ grandma frowned as she sat in the café. (busy, soft, happy)

YEAR 1 HOMEWORK: L.O.L.

Adjectives

3. Match the adjectives and nouns to the picture. One has been done for you.

white clouds

blue swing

white flowers



yellow slide

black and white football

green grass

4. Tick the boxes to show whether the word underline is an adjective or a noun.

	Adjective	Noun
The <u>small</u> boat was being pulled by the big boat.		
Jemma's <u>cat</u> was purring loudly.		
The <u>scary</u> giant chased after the small girl.		
Where have the naughty <u>children</u> gone?		
Simon was reading an interesting <u>book</u> in the library.		

Challenge!

Match the adjectives to their opposites.

sad

long

fat

big

small

happy

thin

short

YEAR 1 HOMEWORK: L.O.L.

The Tunnel



Imagine you are on a train just about to go through this tunnel.

-What will happen once you go through?

-Where will you be?

Write what happens through the tunnel.

YEAR 1 HOMEWORK: L.O.L.

The Gruffalo



Write sentences describing the Gruffalo.
Can you include a 2A sentence?

YEAR 1 HOMEWORK: TOPIC

Sydney Opera House



Bondi Beach



Great Barrier Reef



Sydney Harbour Bridge



*In Year 1, our Summer term topic is all about **Australasia!***

*Can you find out about a famous landmark in Australia?
Can you create a fact file about the landmark.*

You might want to find out about:

- *Where it is*
- *What does it look like*
- *What is it used for*
- *When was it created or is it a natural landmark*