

YEAR 2 HOMEWORK - Pack 2

Whilst school is closed we have planned a variety of homework tasks for your child to complete. The tasks are designed to be completed over several days, and we also expect all pupils to read daily, as well as use TT Rockstars and Spelling Shed.

Year 2 Common Exception Words

| | | | | | | |
|-----------|-----------|-----------|---------|---------|--------|-------|
| after | child | every | half | move | plant | whole |
| again | children | everybody | hold | Mr | poor | who |
| any | Christmas | eye | hour | Mrs | pretty | wild |
| bath | class | fast | improve | old | prove | would |
| beautiful | climb | father | kind | only | should | |
| because | clothes | find | last | parents | steak | |
| behind | could | floor | many | pass | sugar | |
| both | cold | gold | mind | past | sure | |
| break | door | grass | money | path | told | |
| busy | even | great | most | people | water | |

twinkl

Task 1:

Continue to practice your spellings of your common exception words in your best handwriting.

Remember: look, cover, write, check.

Task 2:

Write 5 different sentences using your common exception words.

Task 2:

Continue to play TT Rockstars to improve your recall of your multiplication facts.

Can you improve your time per second answered?





YEAR 2 HOMEWORK

Handwriting practice lines for Year 2 homework. The page contains 10 sets of horizontal lines, each consisting of a solid top line, a dashed middle line, and a solid bottom line, providing a guide for letter height and placement.

YEAR 2 HOMEWORK

for

be

it's

got

asked

at

like

see

their

saw

Task 3

Practice these words in cursive handwriting..

YEAR 2 HOMEWORK

Task 4:

Continue to play Spelling Shed to practice your spellings set by your teacher.



All the children have been given accounts for **Spelling Shed** to access at school and at home (**log-in details are stuck inside the children's reading records**). They will be set their weekly spellings using this platform, which they can practice at home ready for their weekly spelling test. We look forward to seeing how they get on with this exciting, new programme.

<http://play.edshed.com>

Please note, spellings will be available from school if you are unable to access the account.

Assignments

Task

Year 5 & Year 6 UKS2 Full List

Due: 09/03/20 00:00



Egg

[Details](#)

Weekly spellings - silent letters

0/2 Due: 08/03/20 09:00



Egg

[Details](#)

Click on '**More Lists**' to see full details of each spellings rule the children have been set. Click on '**Details**' to see the word list.

YEAR 2 HOMEWORK

Task 5

Read the text and then answer the questions.

Our Little Blossoms and Their Winter Fun by Mabel C. Hawley

"Where's Mother?" Meg and Bobby Blossom demanded the moment they opened the front door. It was the first question they always asked when they came home from school. Twaddles, their little brother, looked up at them serenely from the sofa cushion.

"Mother and Aunt Polly went into town," he informed his brother and sister.

"They're going to bring us something nice. They promised."

Meg pulled off her hat and unbuttoned her coat. "I'm starving," she announced. "It's awfully cold out. What are you doing anyway, Twaddles?"

"Sliding down the banisters," answered Twaddles calmly. "See, we spread down sofa cushions so that we wouldn't hurt ourselves. It's Dot's turn now!"

"Here I come—look out!" With a swish of a pink, spotty skirt a small, plump little girl came flying down the banister to land luckily on a red, satin sofa cushion.

"Well, I must say," announced Meg, "that's a fine way to use Mother's best cushions! Where's Norah?"

"Gone to the movies," replied Dot, smiling cheerfully. "She waited until she saw you turn the corner because she said she couldn't leave us alone."

Twaddles, who had been pressing his short nose against the glass in the door panel, hoping to see his mother coming with the promised gift, suddenly started to jump up and down. That was Twaddles' way of expressing delight. "It's snowing!" he cried. "Oh, I hope it snows all night."



1. Find and copy **three** adverbs from the text.



2. Tick the names of the two children who are sliding down the banister.

Tick two.

☐ Norah

☐ Twaddles

☐ Dot

☐ Meg

☐ Bobby

☐ Polly



3. How does the author show that Twaddles is excited about the snow?



4. What do you think that the children did after Twaddles said that it was snowing?

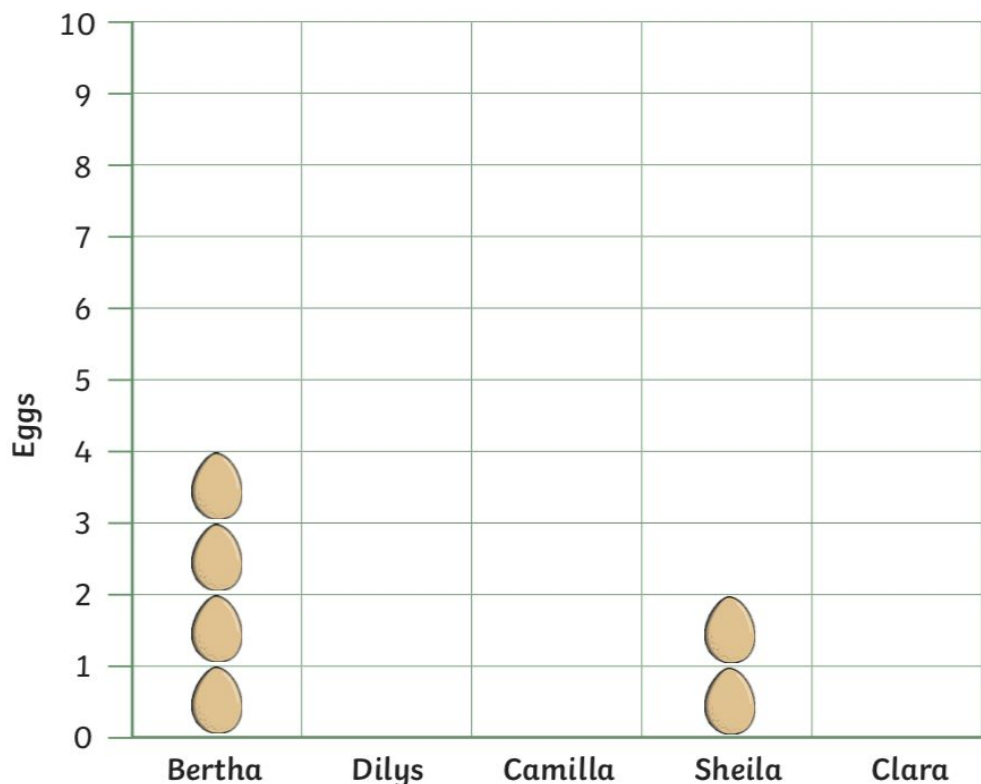
YEAR 2 HOMEWORK

Task 6

Chicken and Egg Pictogram

Connie has chickens in her garden. She recorded how many eggs they laid in a week. Complete the tally chart and pictogram using the data given.

| Chicken's name | Tally |
|----------------|-------|
| Bertha | |
| Dilys | I |
| Camilla | II |
| Sheila | |
| Clara | III |



Challenge: How many more eggs did Camilla lay than Bertha?

YEAR 2 HOMEWORK

Spot Mr Whoops' Mistakes

Task 7

Mr Whoops is a little bit clumsy...OK, OK, he's a lot clumsy! Even though he's really trying hard with his writing, he's still accidentally misspelt 12 of his Y1/Y2 common exception words. Can you spot his mistakes?

Highlight them in the passage of text.

Could you then correct the words at the bottom of the sheet and create a list for Mr. Whoops to practise?



Make a list of words Mr Whoops needs to practice.

My parunts took me and some friends to a worter park at the weekend. It was great but ew cud hardly muve it was so bizy! There wer families everywhere, all queuing for different rides. A boy beehinde me tried to pushe in the queue, but hsi father told him off and said he had to be laste in the queue aftr that.

ew have sports day next week and I'm sor it'll eb so much fun! Evrybodi hsa to join in, evn if you don't like playing sports. I didn't want to join in last year because I'm not grate at any sport but ym teacher says it's not about being the best, it's about trying to inpruve each year. I want to prouve to myself that I can run faste and make rM Gill proud.

Last week, we went on a school trip to ay museum. Mowst ov our class were allowed to goe but we were tolde we had to be on our best behaviour (sum of my class talk too much so our pore teacher has to shout). On the trip, there were so mane owld items from the passt. The best part was during our hrlf an howr brak where we could go off by ourselves and explore.

YEAR 2 HOMEWORK

Task 8

Spring Mosaic

Solve the calculations to reveal the hidden picture.
Each answer has a special colour.

| Answer: | 1-12 | 14-35 | 40-55 | 60-80 |
|---------|-------|--------|--------|-------|
| Colour: | Green | Yellow | Orange | Brown |


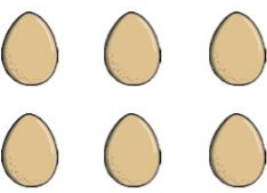






| | | | | | | | | |
|-----------|-----------|-----------|-----------|-----------|-----------|-----------|-----------|-----------|
| | | | | $37 + 15$ | | | | |
| | | $22 + 10$ | $20 + 20$ | $39 + 11$ | $50 - 10$ | $35 - 12$ | | |
| | $15 + 14$ | $11 + 12$ | $80 - 30$ | $44 + 6$ | $55 - 12$ | $18 + 12$ | $19 + 8$ | |
| | | $35 - 9$ | $34 - 10$ | $30 - 5$ | $29 + 3$ | $13 + 10$ | | |
| | | | | $10 + 10$ | | | | |
| | $3 + 8$ | | | $6 + 6$ | | | $7 + 3$ | |
| | | $15 - 4$ | | $10 - 8$ | | $3 + 3$ | | |
| | | | $5 + 5$ | $5 + 3$ | $19 - 10$ | | | |
| $30 + 30$ | $90 - 20$ | $55 + 25$ | $70 - 9$ | $11 - 1$ | $55 + 11$ | $56 + 15$ | $35 + 35$ | $80 - 12$ |

YEAR 2 HOMEWORK

Task 9

Comparing Numbers to 100

Use the $>$, $<$ or $=$ symbol to compare the number of eggs.

| | | |
|---|--|--|
|  | |  |
|  | |  |
|  | |  |
|  | |  |

YEAR 2 HOMEWORK

Task 9: Creative writing:

***'Leave us alone!
This is our home!
the animals all
declared as one.***

***The humans didn't
seem to care...***

***Can you continue
the story?***



Sentence challenge!

Can you write a paragraph to persuade humans to treat animals with respect?

You could start with:

It is important that...

It is appalling that...

You could include a rhetorical question:

Did you know that... ?

How can we... ?

Will you...?

Question time!

What is a habitat?

What is happening in the picture?

Do you think it is fair?

Which animals can you see?

What country do you think the picture is from?

Do you think there are any important messages to take from this picture?

If you were driving the digger, how would you feel? What would you do?

YEAR 2 HOMEWORK

Task 10

Counting on in 2s, 3s, 5s and 10s

Complete the following sequences:

a) ___ 4 6 8 10 ___

f) ___ 24 21 ___ 15 12

b) 50 45 ___ 35 ___ 25

g) 35 40 ___ 50 ___ 60

c) ___ 6 9 12 ___ 18

h) 111 ___ ___ 81 71 61

d) 90 ___ ___ 60 50 40

i) ___ ___ 32 30 28 26

e) 16 ___ 36 46 ___ 66

j) 10 20 ___ ___ 50 60

Continue the following sequences:

k) 5 10 15 ___ ___ ___ ___ ___ ___ ___ ___

l) 3 6 9 ___ ___ ___ ___ ___ ___ ___ ___

m) 85 80 75 ___ ___ ___ ___ ___ ___ ___ ___

n) 14 24 34 ___ ___ ___ ___ ___ ___ ___ ___

o) 2 4 6 ___ ___ ___ ___ ___ ___ ___ ___

p) 50 55 60 ___ ___ ___ ___ ___ ___ ___ ___

q) 45 42 39 ___ ___ ___ ___ ___ ___ ___ ___

r) 70 68 66 ___ ___ ___ ___ ___ ___ ___ ___

s) 147 137 127 ___ ___ ___ ___

___ ___ ___ ___ ___

Challenge: Choose a starting number and count in 2 s, 5 s or 10 s from that number. Can you think of a way in which counting in 5 s is different from counting in 2 s or 10 s?

YEAR 2 HOMEWORK

Task 11

Practice these words in cursive handwriting..

they

out

down

now

Mrs

on

this

dad

came

called

YEAR 2 HOMEWORK

Task 12

Read the text
and then answer
the questions.

All About Butterflies

Fascinating Facts

A butterfly's life cycle is made up of four parts.

1. The female butterfly lays her eggs on a leaf.
2. The egg hatches and a caterpillar comes out. It lives and eats on the leaf where it was born and will shed its skin many times.
3. When the caterpillar has grown much bigger, it creates a chrysalis.
4. Inside the chrysalis, the caterpillar turns into a butterfly. The chrysalis breaks open and a butterfly comes out.



Where Do They Live?

Butterflies live in lots of different places depending on what season it is. They like to live in warm places and can be found in many countries around the world. Butterflies tend to live where they can find food. They are awake during the day while looking for food and at night, they may be found on the underside of a leaf or tucked away in a crevice in a rock.



1. **Find** and **copy** the sentence which tells the reader what happens inside the chrysalis.



2. Number the stages of a butterfly's life cycle from **1** to **4** in the order they occur. The first one has been done for you.

- ☐ The butterfly comes out of the chrysalis.
- ☐ The caterpillar lives on the leaf where it is born.
- 1** The female butterfly lays her eggs.
- ☐ The caterpillar creates a chrysalis.



3. **Find** and **copy** two verbs that tell the reader what the caterpillar does on the leaf where it was born.



4. Do butterflies like cold weather? Find a sentence in the text to support your answer.

YEAR 2 HOMEWORK

Task 13

Add and Subtract

Find the answer to these addition number sentences.

$87 + 11 = \underline{\hspace{2cm}}$

$65 + 33 = \underline{\hspace{2cm}}$

$41 + 53 = \underline{\hspace{2cm}}$

$34 + 22 = \underline{\hspace{2cm}}$

$54 + 25 = \underline{\hspace{2cm}}$

$27 + 31 = \underline{\hspace{2cm}}$

Now try these:

$65 + 26 = \underline{\hspace{2cm}}$

$48 + 48 = \underline{\hspace{2cm}}$

$76 + 28 = \underline{\hspace{2cm}}$

$39 + 28 = \underline{\hspace{2cm}}$

Right or Wrong?

Are these statements right or wrong? Put a tick in the box if the statements are correct and a cross if they are incorrect.

$2 + 12$ is the same as $12 + 2$ ☐

$34 + 46$ is the same as $46 + 34$ ☐

$16 - 5$ is the same as $5 - 16$ ☐

$26 - 12$ is the same as $12 - 26$ ☐

YEAR 2 HOMEWORK

Task 14

Word Problems

Use what you know about addition and subtraction to solve these problems. Don't forget to underline the important information – what numbers are you using in the calculation and do you need to add or subtract (find the difference)?

1. Joe and Sam are playing a computer game. Joe scores 45 points and Sam scores 32 points. How many points do they score altogether?



2. In the next round of the game, Joe scores 36 points and Sam scores 49 points. How many more points does Sam score than Joe?

3. In a tube of sweets, Kate finds 7 orange ones, 6 green ones and 3 yellow ones. How many sweets are there altogether?

4. Lily's mum has 28p in her purse. Lily has 11p.
How much do they have altogether?



5. How much more does Lily's mum have than Lily?

6. The children in Mrs Jones' class earned some extra minutes of playtime. Normally, they have 15 minutes. Now they have 22 minutes. How many extra minutes did they earn?

YEAR 2 HOMEWORK

Spot Mr Whoops' Mistakes

Task 15

Mr Whoops is a little bit clumsy...OK, OK, he's a lot clumsy! Even though he's really trying hard with his writing, he's still accidentally misspelt 12 of his Y1/Y2 common exception words. Can you spot his mistakes?

Highlight them in the passage of text.

Could you then correct the words at the bottom of the sheet and create a list for Mr. Whoops to practise?



Make a list of words Mr Whoops needs to practice.

i wish it could be Chrismas evry single day. I luv getting up really early to see what Santa has put in my stocking. I usually get muny and cloths from my aunty and uncle, which is sow kinde of them. We usually have a howse ful of peeple and we all help cook staek, vegetables and potatoes. I think it's the best day ever!

After schul, Msr Jones from down the road takes em and my frend to the park. I love to clime really high on the climbing frames with the other childrun. Once, a cheld didn't howld on like you shud so eh fell from the very top and all the way to the flur! His farthr had to take him to the doctors and sed he wasn't allowed to play outside for a howl week until his injured arm had healed.











Th weather wus so beutifull tудay that my clas were allowed to stay outside for ower art lesson. We sat on the gras and looked at preety, colourful flowers. I had a plante that looked like it was made from gowld because the sun was shining on it. There were lots of wilde flowers in our school forest. I hope we do a lesson like that agen soon.

YEAR 2 HOMEWORK

Task 16

Number Representations to 100

Draw circles in the ten-frames to represent the number on the egg baskets. Write the number in words. The first one has been done for you.

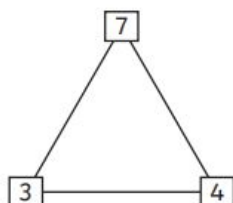
| | |
|---|--|
|  <p>14</p> |  <p>fourteen</p> |
|  <p>40</p> |  <p></p> |
|  <p>57</p> |  <p></p> |
|  <p>31</p> |  <p></p> |
|  <p>49</p> |  <p></p> |

YEAR 2 HOMEWORK

Task 17

Know Your Numbers!

Use the number triangles to make four number sentences.

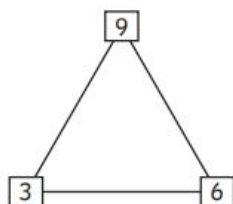


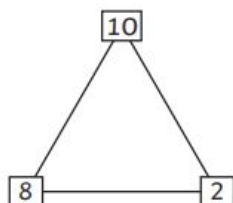
$3 + 4 = 7$

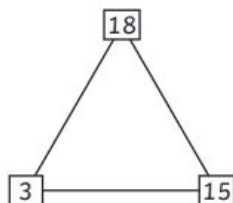
$4 + 3 = 7$

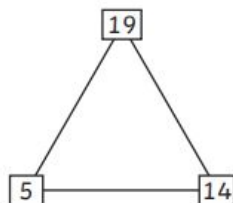
$7 - 3 = 4$

$7 - 4 = 3$









$\square + 6 = 11$

$\square + 7 = 14$

$\square + 5 = 9$

$\square + 9 = 16$

$\square + 10 = 15$

$\square - 6 = 9$

$\square - 5 = 6$

$\square - 7 = 9$

$\square - 4 = 8$

$\square - 9 = 10$

$15 - \square = 8$

$18 - \square = 11$

$13 - \square = 7$

$11 - \square = 3$

$14 - \square = 8$

YEAR 2 HOMEWORK

Task 18

Read the text and then answer the questions.



Father and mother and Bobbie will go
To see all the sights at the animal show.

Where lions and bears
Sit on dining room chairs,
Where a camel is able
To stand on a table,
Where monkeys and seals
All travel on wheels,
And a hairy baboon
Rides a baby balloon.



The sooner you're ready, the sooner we'll go.
Aboard, all aboard, for the animal show!

1. Draw a **line** to match the animal to the trick it performs.



- | | | | |
|--------|-----------------------|-----------------------|----------------------------|
| baboon | <input type="radio"/> | <input type="radio"/> | travels on wheels |
| monkey | <input type="radio"/> | <input type="radio"/> | rides a baby balloon |
| lion | <input type="radio"/> | <input type="radio"/> | sits on dining room chairs |



2. **Find** and **copy** the adjective used to describe the baboon.

3. What else might the family see if they go to the animal show?



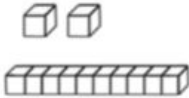
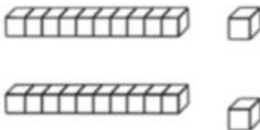
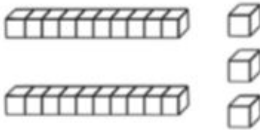
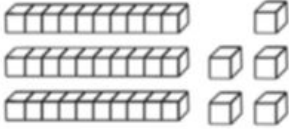
4. Number the animals below from **1 to 4** to show the order they appear in the poem.



- | | | | |
|--------------------------|--------|--------------------------|------|
| <input type="checkbox"/> | baboon | <input type="checkbox"/> | seal |
| <input type="checkbox"/> | camel | <input type="checkbox"/> | bear |

YEAR 2 HOMEWORK

Task 19

| Number | Words | Expanded Form | Picture |
|--------|--------------------|-----------------|---|
| 12 | ___tens ___ones | ___ + ___ = ___ |  |
| 18 | ___tens 8 ones | ___ + ___ = ___ | |
| | ___tens ___ones | ___ + ___ = ___ |  |
| | ___tens ___ones | ___ + ___ = ___ |  |
| | ___tens ___ones | ___ + ___ = ___ |  |
| | ___tens 6 ones | 40 + ___ = ___ | |
| 56 | ___tens ___ones | ___ + ___ = ___ | |

YEAR 2 HOMEWORK

Shapes

Task 20

Which are correct?

1. A cylinder has a curved face.
2. A cylinder has four vertices.
3. A cylinder has six faces.

4. A cylinder has two circular faces. **Answer:** _____

What Shape am I Thinking of?

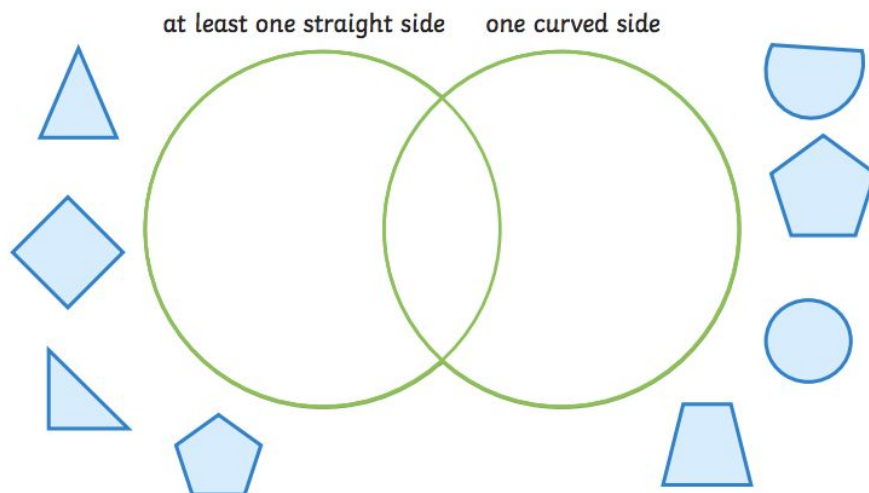
I'm thinking of a 2D shape. It has 6 sides. It has 6 corners. What is my shape?

I'm thinking of a 2D shape. It has 4 sides. It has 4 corners. What is my shape?

What else does Daisy need to tell us about her shape so we can be certain what it is?

Shape Sorting

Sort these shapes into the Venn diagram:




YEAR 2 HOMEWORK

Task 21

Temperature

What is the temperature on the thermometers below?



Order

Order these times from shortest to longest:

half an hour

60 minutes

2 hours

45 minutes

shortest

1. _____

2. _____

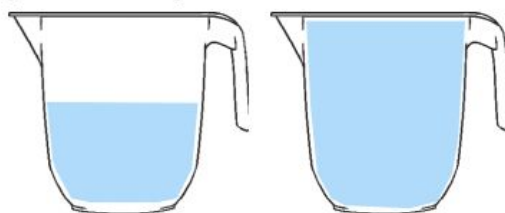
3. _____

4. _____

longest

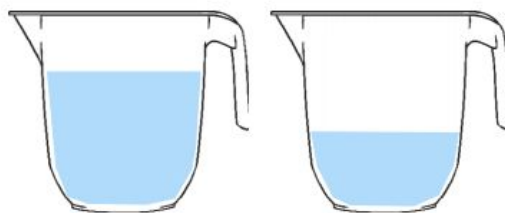
Order

Put these jugs in order from least full to most full:



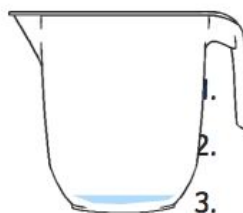
A

B



C

D



E

Least full

1. _____

2. _____

3. _____

4. _____

5. _____

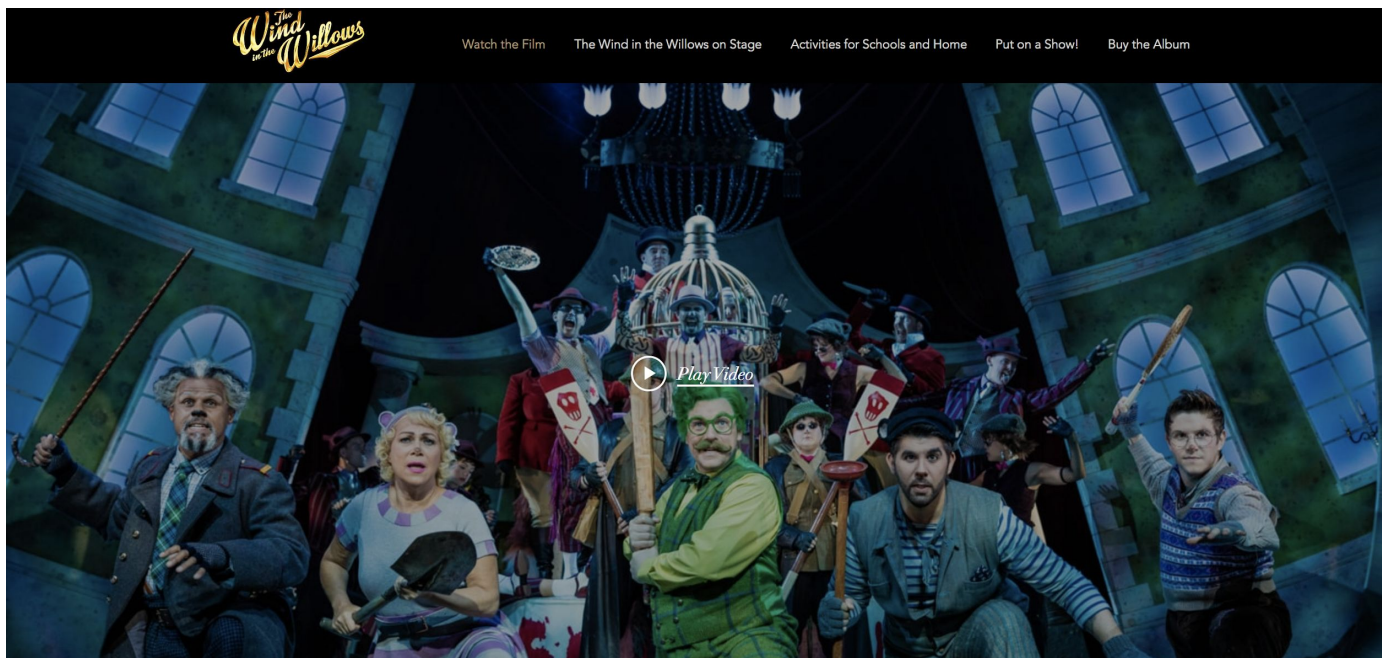
Most full

PHASE 2 HOMEWORK

Watch the London Palladium production of
'Wind in the Willows' for free!

Alongside this home learning pack, we are uploading an activity pack provided by the London Palladium to accompany the production.

<https://www.willowsmusical.com/>



YEAR 3 HOMEWORK - Pack 2

Whilst school is closed we have planned a variety of homework tasks for your child to complete. The tasks are designed to be completed over several days, and we also expect all pupils to read daily, as well as use TT Rockstars and Spelling Shed.

Year 3 and 4 Common Exception Words

| | | | | | | | | | |
|--------------|-----------|-----------|------------|-----------|-----------|--------------|------------|-----------|-----------|
| Aa | breath | consider | enough | group | island | natural | popular | Rr | surprise |
| accident | breathe | continue | exercise | guard | Kk | naughty | position | recent | Tt |
| accidentally | build | Dd | experience | guide | knowledge | notice | possess | regular | therefore |
| actual | busy | decide | extreme | Hh | Ll | Oo | possession | reign | though |
| actually | business | describe | Ff | heard | learn | occasion | possible | remember | thought |
| address | Cc | different | famous | heart | length | occasionally | potatoes | Ss | through |
| although | calendar | difficult | favourite | height | library | often | pressure | sentence | Vv |
| answer | caught | disappear | February | history | Mm | opposite | probably | separate | various |
| appear | centre | Ee | forward | Ii | material | ordinary | promise | special | Ww |
| arrive | century | early | forwards | imagine | medicine | Pp | purpose | straight | weight |
| Bb | certain | earth | fruit | increase | mention | particular | Qq | strange | woman |
| believe | circle | eight | Gg | important | minute | peculiar | quarter | strength | women |
| bicycle | complete | eighth | grammar | interest | Nn | perhaps | question | suppose | |

Task 1:

Practice your spellings of your common exception words in your best cursive handwriting.

Remember: look, cover, write, check.

Task 2:

Write 5 different sentences using your common exception words.

Task 2:

Play TT Rockstars to improve your recall of your multiplication facts.

Can you improve your time per second answered?





YEAR 3 HOMEWORK - Pack 2

Handwriting practice lines consisting of multiple sets of three horizontal lines (top, middle, and bottom) for writing practice.

YEAR 3 HOMEWORK - Pack 2

accident

believe

calendar

decide.

early

famous

grammar

heard

imagine

knowledge

learn

material

natural

occasion

particular

quarter

YEAR 3 HOMEWORK - Pack 2

Task 3:

Play Spelling Shed to practice your spellings set by your teacher.



All the children have been given accounts for **Spelling Shed** to access at school and at home (**log-in details are stuck inside the children's reading records**). They will be set their weekly spellings using this platform, which they can practice at home ready for their weekly spelling test. We look forward to seeing how they get on with this exciting, new programme.

<http://play.edshed.com>

Please note, spellings will be available from school if you are unable to access the account.

Assignments

Task

Year 5 & Year 6 UKS2 Full List

Due: 09/03/20 00:00



Egg

[Details](#)

Weekly spellings - silent letters

0/2 Due: 08/03/20 09:00



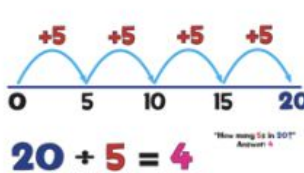
Egg

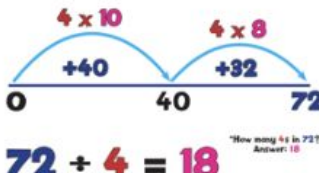
[Details](#)

Click on '**More Lists**' to see full details of each spellings rule the children have been set. Click on '**Details**' to see the word list.

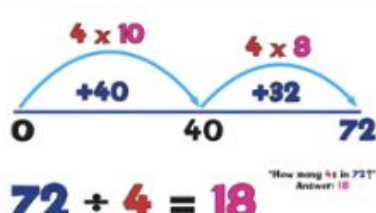
YEAR 3 HOMEWORK - Pack 2

Year 2







Year 3



Year 4

$72 \div 4 = 18$


$536 \div 4 = 134$


Task 4: Division. Using the different methods above as we have done in class. Practice all 3 methods to embed your skills. There is squared paper on another page.

1. $44 \div 2 =$
2. $88 \div 8 =$
3. $50 \div 5 =$
4. $39 \div 3 =$
5. $100 \div 5 =$
6. $84 \div 4 =$
7. $68 \div 2 =$
8. $128 \div 2 =$
9. $105 \div 5 =$

10. $64 \div 8 =$
11. $72 \div 4 =$
12. $150 \div 5 =$
13. $290 \div 5 =$
14. $248 \div 8 =$
15. $92 \div 4 =$
16. $128 \div 4 =$
17. $369 \div 3 =$
18. $178 \div 4 =$

YEAR 3 HOMEWORK - Pack 2

Year 2

$$15 \times 5 = 75$$

$$10 \times 5 = 50$$

$$5 \times 5 = 25$$

$$50 + 25 = 75$$

Year 3

$$15 \times 5 = 75$$

$$10 \times 5 = 50$$

$$5 \times 5 = 25$$

$$50 + 25 = 75$$

$$15 \times 12 = 180$$

| | | |
|----|-----|----|
| x | 10 | 5 |
| 10 | 100 | 50 |
| 2 | 20 | 10 |

$$100 + 50 + 20 + 10 = 180$$

$$43 \times 65 = 2795$$

| | | |
|----|------|-----|
| x | 40 | 3 |
| 60 | 2400 | 180 |
| 5 | 200 | 15 |

$$2400 + 180 + 200 + 15 = 2795$$

Task 5: Multiplication. These are methods we have looked at for multiplying larger numbers. Make sure that we are partitioning the number correctly. Keep practicing the different methods.

| x | 1 | 2 | 3 | 4 | 5 | 6 | 7 | 8 | 9 | 10 | 11 | 12 |
|---|---|---|---|---|---|---|---|---|---|----|----|----|
| 4 | | | | | | | | | | | | |
| 7 | | | | | | | | | | | | |
| 8 | | | | | | | | | | | | |

- $10 \times 5 =$
- $17 \times 3 =$
- $13 \times 6 =$
- $19 \times 4 =$
- $72 \times 2 =$
- $19 \times 9 =$
- $23 \times 5 =$
- $17 \times 7 =$
- $22 \times 8 =$

- $3 \times 21 =$
- $= 23 \times 5$
- $16 \times 8 =$
- $7 \times 77 =$
- $= 44 \times 4$
- $53 \times 8 =$
- $82 \times 11 =$
- $12 \times 12 =$
- $11 \times 25 =$

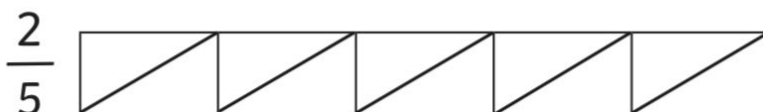
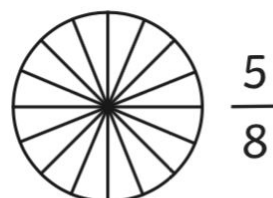
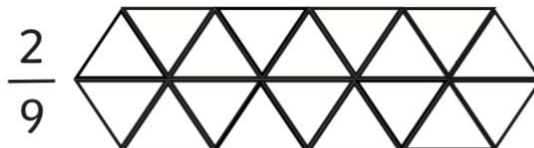
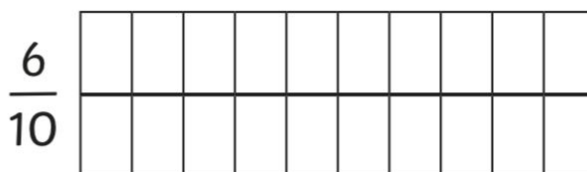
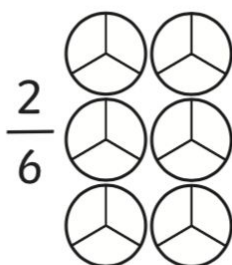
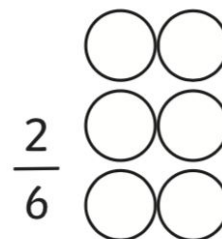
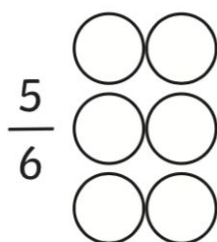
YEAR 3 HOMEWORK - Pack 2

|

Grid paper is available on Twinkl if you want some. At the moment twinkl is offering free membership.

YEAR 3 HOMEWORK - Pack 2


Task 6: Fractions. Shade in the fractions.








YEAR 3 HOMEWORK - Pack 2

Tasks 7: Data. look at the pictogram and complete the questions.

It is the end of the week and these are the fruits and vegetables left over from snack time at school. Create a tally chart to show what is left.



| Tally Chart | | |
|---|-------|-------|
| | Tally | Total |
|  | | |
|  | | |
|  | | |
|  | | |
|  | | |

Answer these questions using your tally chart and pictogram:

1. How many bananas were left?

2. How many pears were left?

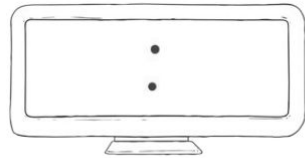
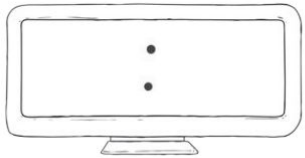

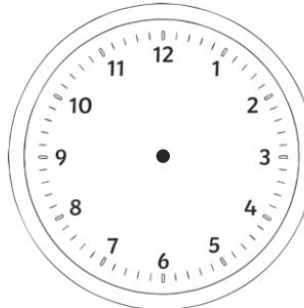
3. How many tomatoes and carrots were left altogether?

4. Which fruit had the fewest number of pieces left?

5. How many fruits and vegetables were left altogether?

YEAR 3 HOMEWORK - Pack 2

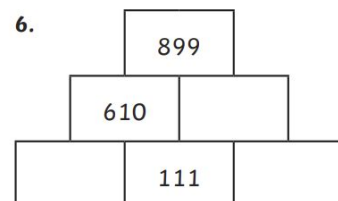
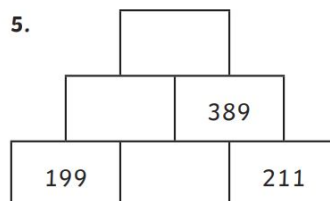
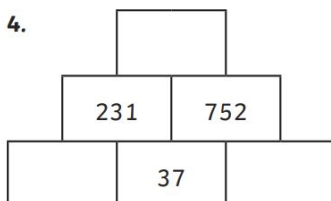
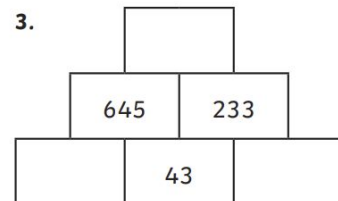
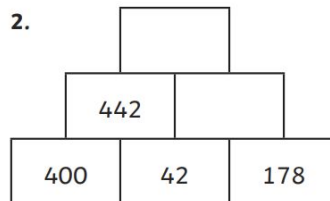
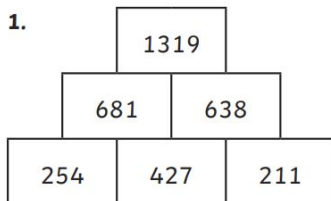
Tasks 8: Time.



Tasks 9:

Challenge

Each number in the pyramids on the activity sheet is equal to the sum of the two numbers in the squares underneath it. The first one has been done for you.



[illegible]

YEAR 3 HOMEWORK - Pack 2

Task 12:

Greek Gods.

We have been learning about the different Greek gods from Ancient Greece.
Using your knowledge booklet and the internet if you like write about your favourite god.

Include:

- Who were they and what were they the god of?
- Why do you like them?
- What did they do to help others
- Where they liked by the ancient greeks? Why? Why not?
- What would you do if you were that god?
- Would you do things differently?

Then create your own god.

Who is it and what are they the god of?

Draw a picture of what they look like.

This video can help you learn to draw a boy or girl.

<https://www.youtube.com/watch?v=5V9dQVTDcH4>



Task 13:

Comparative and superlative adjectives.

Comparative adjective - a comparative adjective is used to compare one person, action or thing to another. It adds the **suffix -er** to the original adjective.

Superlative adjective - a superlative adjective is used to compare one person, action or thing to **all others** in the same group. It adds the suffix **-est** to the original adjective.

Make a longer list for each of the different type of adjectives.

Write 5 sentences including a comparative adjective.

Write 5 sentences including a superlative adjective.

| Comparative adjectives | Superlative adjectives |
|---|--|
| Brighter Hotter Smaller Quicker happier | Brightest Hottest Smallest Quickest happiest |

YEAR 3 HOMEWORK - Pack 2

Task 14: Diary.

This term we had learnt to write a diary. Over the next couple of weeks fill in a diary talking about what you have been doing and feeling. Remember a diary is written in 4 parts. There is lined paper and heading on the next page.

| Part | Notes |
|----------------------|--|
| Dear Diary/Sum it up | What was the day like? How do you feel? |
| Remember I told you | Link back to previous days entry that built up to this. |
| The main thing | Describe what happened including feelings and speaking to your diary as a friend. |
| Cya later | Explain to the diary why you have to go and what you will do because of what has happened. |

Task 15: Question Time:

How has the helicopter crashed?

What do you think he should do next?


Who might be able to help in this situation?

What do you think you would do if you were in a similar situation?

What do you think he is afraid of?

What might he be afraid of?

Draw a picture of what might of happened for the helicopter to crash



YEAR 3 HOMEWORK - Pack 2

Date:

Remember I told you

The main thing.

Cya later

YEAR 3 HOMEWORK - Pack 2

**Task 16: Word
search**

| | | | | | | | | | | | | | | |
|---|---|---|---|---|---|---|---|---|---|---|---|---|---|---|
| T | B | S | G | Z | R | B | E | C | E | F | E | L | S | N |
| B | N | I | H | D | T | N | G | T | M | P | D | B | F | O |
| L | Z | E | G | A | E | D | A | D | Z | E | Y | L | H | I |
| U | W | J | R | R | D | N | Y | U | S | B | G | Y | J | T |
| B | Y | F | G | A | I | O | L | V | X | R | D | R | X | C |
| K | B | Y | T | M | P | E | W | G | Y | A | S | R | U | E |
| O | E | I | U | U | W | S | T | U | F | J | O | O | R | L |
| U | B | L | Y | Z | P | U | N | H | O | Z | O | M | C | F |
| A | L | B | R | O | S | B | A | A | G | W | Q | R | F | E |
| I | L | N | L | Y | O | Q | E | D | R | I | J | C | Q | R |
| G | P | Y | T | G | P | T | C | T | E | T | L | M | Y | N |
| E | P | G | V | V | A | D | H | Y | F | M | F | J | J | W |
| U | C | H | Y | B | Q | U | U | Z | U | L | S | V | O | D |
| O | O | S | E | H | U | Z | X | L | F | S | P | U | F | M |
| D | A | R | K | N | E | S | S | C | F | N | I | N | N | G |

ABSORB
ENERGY
OPAQUE
TRANSPARENT

BULB
ILLUMINATE
REFLECTION

DARKNESS
LIGHT
SHADOW

YEAR 3 HOMEWORK - Pack 2

In winter I get up at night
And dress by yellow candle-light.
In summer, quite the other way,
I have to go to bed by day.

I have to go to bed and see
The birds still hopping on the tree,
Or hear the grown-up people's feet
Still going past me in the street.

And does it not seem hard to you,
When all the sky is clear and blue,
And I should like so much to play,
To have to go to bed by day?

By Robert Louis Stevenson

Task 17: Reading

Read the text and
answer the questions.

1. Look at the poem again.
Find and copy one sentence that shows that that poet is young
2. How does the poem make you feel sorry for the poet?
Give three ways.

3. Look at the verse beginning: *in winter I get up at night.*
Find and copy a phrase that indicates that it is dark.
4. 'I have to go to bed and see
The birds still hoping on the tree.' (verse 2)
How does this show us the poet's feelings about going to bed?


YEAR 3 HOMEWORK - Pack 2

Task 18: Reading

Read the text and answer the questions.

Crazy Cacti!

- 11 The cactus is a plant that grows where the soil
21 is rocky and dry. They can do this because they
31 have special roots that act like a sponge. The
42 cactus can store lots of water in the body of the
47 plant (stem) and save it for later.
- 57 The main root of the cactus is called the taproot.
67 It is longer and stronger than the main root of
74 other plants. It grows deep down into
82 the ground to find water for the cactus,
88 while the smaller roots near the
94 surface soak up any rainwater that
95 falls.
- 103 The outside of a cactus can feel waxy.
110 This waxy layer helps the cactus to
117 keep water inside when the weather is
118 hot.



Quick Questions

1. Give one word which describes the soil where a cactus can grow.

2. What is the main root of a cactus called?
Tick **one**.

| | | | |
|-----------|--------------------------|-----------|--------------------------|
| plug root | <input type="checkbox"/> | sink root | <input type="checkbox"/> |
| deep root | <input type="checkbox"/> | taproot | <input type="checkbox"/> |
3. Why do you think that the cactus's main root is longer and stronger than the main root of other plants?

4. Predict what the cactus would do if did not have access to water for a long time.

YEAR 3 HOMEWORK - Pack 2

Task 19: PE and Wellbeing



PE: Joe wicks (the body coach) has youtube videos with exercise session for children that can be done at home with no equipment. He is also going to start a daily live youtube workout for children at 9am Monday to Friday starting 23.03.20



Wellbeing: Cosmic yoga has lots of videos on youtube for children to follow. They are based on books and around stories to make it a fun and relaxing way to get children moving.

PHASE 2 HOMEWORK

Watch the London Palladium production of
'Wind in the Willows' for free!

Alongside this home learning pack, we are uploading an activity pack provided by the London Palladium to accompany the production.

<https://www.willowsmusical.com/>

