

RECEPTION HOMEWORK- PACK 2

Whilst school is closed we have planned a variety of homework tasks for your child to complete. The tasks are designed to be completed over several days, and we also expect all pupils to read daily, as well as use TT Rockstars and Spelling Shed.

Phonics: These are the phonics sounds your child has learned so far. Please practise reading words that contain these spellings, as well as writing words containing them too:

a	b	c	d	e	f / ff	g
h	i	j	k	ck	l / ll	m
n	o	p	qu	r	s	ss
t	u	v	w	x	y	z / zz

Phase 3 Phonics Mat				
	ch	sh	th	ng
ai	ee		oa	oo
ow	ar	or	ur	

Writing: Rainbow Fish


- Practise writing noun phrase to describe Rainbow Fish.
- Practise writing simple sentences to recall the story.
- Sequence the pictures in the correct order.
- Children can change the ending of the story using an idea of their own.

Maths:

- Naming 3D shape and identifying their properties.
- Counting in 2's
- Number bonds to 10.
- Addition and Subtraction using a number line.
- One more or less than a given number to 40.

RECEPTION HOMEWORK- PACK 2

We expect all pupils to read daily, as well as use TT Rockstars and Spelling Shed. I have listed some useful websites you can access at home and some ideas for activities to support your child's learning if you have completed all the tasks. You can refer to Geraldine the Giraffe on youtube as a reference linked to the new sounds the children will be learning. You can have a look at other sounds too.



Coronavirus Update

In response to the ongoing situation, we have decided to make PhonicsPlay free to use during this period. Children can use the site at home without their parents needing to subscribe. To access our resources all you need to do is log on using the following details

Username: **march20** Password: **home**

We are currently very close to completing a new version of the PhonicsPlay site that is accessible on all phones and tablets. We will therefore also ensure that it is possible for users to freely access this new version of the site (with apologies in advance for any areas of the site that are not yet fully finished or double checked). The site can be accessed here: new.phonicsplay.co.uk.

Our aim to ensure that existing subscribers aren't disadvantaged and will seek to make sure that after the school closures are over and the site returns to normal, that existing subscribers have additional time added to their subscription.

If you haven't already discovered www.phonicsplaycomics.co.uk you may also find these free decodable comics useful at a time when you can't physically exchange your children's decodable reading books.

We wish you good health and all the very best at this stressful time.

Enjoy reading lots of stories, poems and nonfiction texts together, as well as singing songs and rhymes. Support your child in sounding out unknown words and blending the sounds accurately to read.

Encourage them to recognise repeated words on sight and the common high frequency words for their phase (Tricky Troll and Fairy Words).



Twinkl School Closure
free access code:

PARENTSTWINKLHELPS

use it at



Useful Websites:

www.phonicsplay.co.uk

www.ictgames.com/literacy.html

www.topmarks.co.uk/english-games/5-7-years/letters-and-sounds

www.oxfordowl.co.uk



RECEPTION HOMEWORK- PACK 2



Spelling Shed

All the children have been given accounts for Spelling Shed to access at school and at home (**log-in details are stuck inside the children's reading records**). They will be set their weekly spellings using this platform, which they can practice at home ready for their weekly spelling test. We look forward to seeing how they get on with this exciting, new programme.

<http://play.edshed.com>

Please note, spellings will be available from school if you are unable to access the account.

Assignments

Task

Year 5 & Year 6 UKS2 Full List
Due: 09/03/20 00:00



Details

Weekly spellings - silent letters
0/2 Due: 08/03/20 09:00



Details

Weekly spellings - silent letters

@MrsFS
★★★★★

Word

thumb

lamb

signed

kneel

whistle

bruised

crumbling

solemn

muscles

parliament

Click on **'More Lists'** to see full details of each spellings rule the children have been set. Click on **'Details'** to see the word list.

RECEPTION HOMEWORK- PACK 2

What phonemes do these graphemes make?
Show you teacher their matching caption action.

a	o	g	i	s	k	m
p	d	c	t	n	u	ff
e	r	h	f	b	y	l
ll	z	w	j	x	zz	
r	sh	th	ai	ch	ee	
ar	oa	oo	Retrieval			

RECEPTION HOMEWORK- PACK 2

Fairy Words: Phase 2.

Retrieval

it's

off

help

went

that

them

with

then

Fairy words we can sound out, spot the digraphs.

1. that
2. th-a-t=that



Tricky Troll Words:

Retrieval



were

of

one

come

there

what

when

out

Trick word chants-Remember use letter names

1. "I say the word were is spelt w-e-r-e"
2. "We say the word as is spelt a-s"
3. You say -: They say "The word as is spelt a-s"

RECEPTION HOMEWORK- PACK 2

Match the words to the pictures:

cow

snail

chips



Retrieval

Write the words that match the pictures onto your whiteboards:



RECEPTION HOMEWORK- PACK 2

Retrieval: practise reading the words with previously learnt graphemes.

Retrieval

path

chap

mail

green

Don't forget to be a digraph detective first!
How many sounds are in each word?

"Zips, sounds, segment & blend!"



Write the sentence:
The boot is in the hoop.

Handwriting practice lines for the sentence: The boot is in the hoop.



RECEPTION HOMEWORK- PACK 2

Teach

Week 1: New
sound

ow

—



"ow, ow, 'meow' said the cow!"

Book: Meow said the cow

Caption: "ow, ow, 'meow' said the cow!"

Action: Create horns placing thumbs by the side of your head and extend little fingers.

Make link to letter names and individual phonemes. Explain that when the letters are next to each other in a word they no longer make their individual phonemes, and instead make the sound /ow/.

Teach

ow

—

Knowledge chant
(I say, we say, you say):

A digraph is one sound
made up of two letters.

When the letters 'o' and 'w' are next to each other in a word they make the phoneme /ow/.

d

●

ow

—

n

●



RECEPTION HOMEWORK- PACK 2

Week 1 tasks linked to new sound.

cow

frown




Write the words on your whiteboard, remembering: "zips, sounds, segment and blend!"

Don't forget to be a digraph detective first!
How many sounds are in each word?

"Zips, sounds, segment & blend!"



Practice



Write the corresponding words to the pictures (**owl, clown**) and then write the sentence

-The owl is brown.



RECEPTION HOMEWORK- PACK 2

Teach

Week 2: New
sound

or



“or, or, worn and torn!”

Book: Cinderella

Caption: “or, or, worn and torn!”

Action: Pretend to tear a piece of material.

Make link to letter names and individual phonemes. Explain that when the letters are next to each other in a word they no longer make their individual phonemes, and instead make the sound /ow-

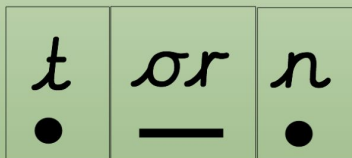
Teach

or

Knowledge chant
(I say, we say, you say):

A digraph is one sound
made up of two letters.

When the letters ‘o’ and ‘r’ are next to each other in a word they make the phoneme /or/:



or n

t



RECEPTION HOMEWORK- PACK 2

Practice

Week 2 tasks linked to new sound.

corn

corn

sport

short

born

thorn

Don't forget to be a digraph detective first!
How many sounds are in each word?

"Zips, sounds, segment & blend!"



Practice



Write the corresponding words to the pictures (storm, torch) and then write the sentence

-The torch is black.



RECEPTION HOMEWORK- PACK 2

Fairy Word: Phase 3.

New word:

Fairy words we can sound out, spot the digraphs.

1. down
2. d-ow-n=down

down



Fairy Word: Phase 3.

New word:

Fairy words we can sound out, spot the digraphs.

1. see
2. s-ee=see

see



RECEPTION HOMEWORK- PACK 2

Tricky Troll Word: Phase 3.

New word:

I'm



Tricky Troll Word: Phase 3.

New word:

don't



Trick word chants-Remember use letter names

1. "I say the word were is spelt d-o-n-'-t"
2. "We say the word as is spelt d-o-n-'-"
3. You say-They say "The word as is spelt d-o-n-'-"

RECEPTION HOMEWORK- PACK 2

Teach



LOOK / COVER / WRITE / CHECK

Introduce each word 1 at a time. When the word is on the board say the following for the chants:

1. "I say the word as is spelt g-o"
2. "We say the word as is spelt g-o"
3. You say (choose 1 child) : They say "The word as is spelt g-o"

Then, click to remove the word and children write the word 3 times. Repeat for each word.

went went went went

- Then, you are going to:
- Cover the word with your hand
 - Write the word again on the line (no peeking!)
 - Then, check you spelt the word correctly. Repeat x 3

Teach



LOOK / COVER / WRITE / CHECK

Your turn:

some

so

do

Listen to
your
teacher
show you
how we use
our
spelling
chants to
learn our
spellings.

RECEPTION HOMEWORK- PACK 2

Retrieval

Write the sound that each picture begins with



Jack went to the shop to buy some food for the dog.

Where did Jack go?
What did he buy?
Who did he buy it for?



Identify the nouns in this sentence.

The doctor gave the lady some medicine for her cough.



Look at the sentence... what is incorrect?

the CAT and the mouse was playIng in the garden

Write the sound that each picture begins with.



The dentist cleaned Molly's teeth. She was happy to get a sticker when it was finished.

Who went to the Dentist?
Who cleaned Molly's teeth?
Why was Molly happy?

Identify the verbs in the sentences.

The baby was crying.

The the cat was purring in his sleep.

Look at the sentence... what is incorrect?

the kat was playinG with a ball ball

RECEPTION HOMEWORK- PACK 2

Where do polar bears live?
What do polar bear eat?



Answer in a full sentence.

Write the first sound for each animal



Identify the nouns, adjectives and verb in the sentence.




The beautiful butterfly is sucking nectar from the colourful flower.

How many sounds in the following words?

Sleep
Chop
Sell
duck

Write the sound that each picture begins with



The crocodile was hungry so he hunted for food in the jungle.

What was hungry?
What did it do to try and stop feeling hungry?
Where is the crocodile?

Identify the adjectives in the sentences.

The lion has a fluffy mane.

The strawberry is juicy.


Look at the sentence... what is incorrect?

tilly was playing ON theswing

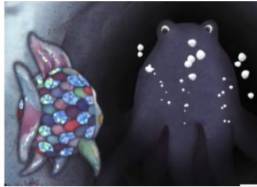
RECEPTION HOMEWORK- PACK 2



Read the book Rainbow Fish if you have at home
Or
Click on the video to listen to the story.



RECEPTION HOMEWORK- PACK 2



Number the pictures to order the events as they occurred in the story. You should think about what happens in the beginning, middle, and end of the story.



First...



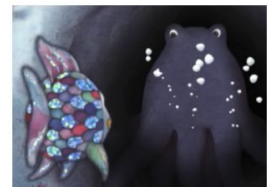
Next....



Then....



Then....



After that...




Finally...



RECEPTION HOMEWORK- PACK 2

Shiny fish
(Shinee fish)



Can you write some noun phrases to describe the Rainbow fish?

Knowledge chant:

Noun phrase- A noun phrase is a noun and an adjective.

Fast fish

Sad fish

Beautiful fish
(Bootiful fish)

Happy fish
(Hapee fish)



Write some simple sentences to describe the Rainbow fish.

The fish has shiny scales. (The fish has shinee scails.)

The fish can swim fast.

The fish is sad.

The fish is beautiful (The fish bootiful.)




When writing full sentences we need the following elements:

- A capital letter at the start
- Cursive handwriting
- Finger spaces between words
- Full stop to show the end of our sentence.

Extension use the conjunction 'and' to extend a sentence

For example. The fish is bootiful and and can swim veree fast.

RECEPTION HOMEWORK- PACK 2



Can you remember what happens in the story. Sequence the events that occurred in the into 6 parts onto a story map by drawing pictures for each part. The add actions to remind you of what happened in each part.

First...



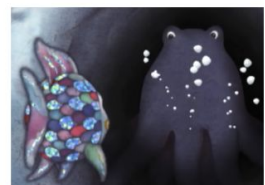
Next....



Then....



Then....



Finally...



After that...




RECEPTION HOMEWORK- PACK 2

Rainbow Fish Recount

Can you remember what happens in the story. Sequence the events that occurred in the into 6 parts using full sentences. Use the story map you created and your actions to remind of each part. Remember:

- To sound out each word you can sound out (fairy words).
- Tricky words you can not sound out. Try and remember the chant. The is spelt t-h-e.
- Count how many word in the sentence
- Write in your best cursive handwriting.



When writing full sentences we need the following elements:

- A capital letter at the start
- Cursive handwriting
- Finger spaces between words
- Full stop to show the end of our sentence.

The Rainbow Fish word mat





Word mat to help you with your writing. Please refer to check your spelling of some key words.

RECEPTION HOMEWORK- PACK 2

Rainbow Fish Recount


1. First.....
2. Next.....
3. Then....
4. Then.....
5. After that....
6. Finally.....

Complete the sentences, remembering what happens in each part of the story.



When writing full sentences we need the following elements:

- A capital letter at the start
- Cursive handwriting
- Finger spaces between words
- Full stop to show the end of our sentence.


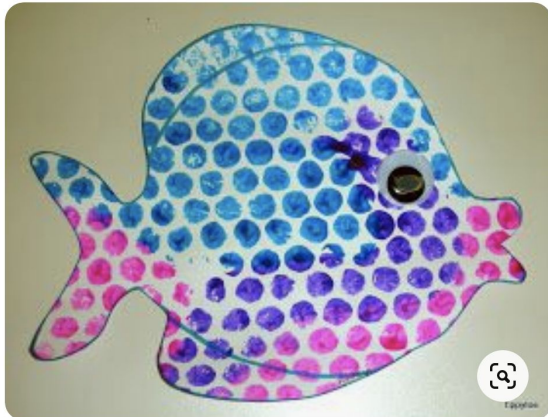


As an extension, you can change the ending of the story. You can be as creative as you want.

RECEPTION HOMEWORK- PACK 2




Rainbow Fish Crafts
20 Unique Ideas for Kids
TEACHINGWITHCHILDRENSBOOKS.COM



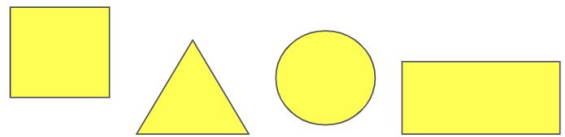
RECEPTION HOMEWORK- PACK 2

Retrieval

Which pencil is longer?



Draw the shape that has one curved side and no angles. Now half it and shade in $\frac{1}{2}$.



What is double 6?

Write it as a number sentence and work out the answer.

Put the number 6 in your head and count on.

Write the next 3 numbers after the given number.

5,_,_,_

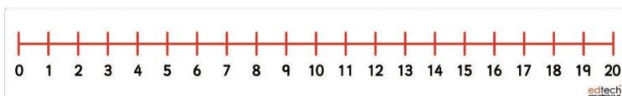
8,_,_,_

Draw a square and split it in half.
Write half as fraction on each side.


Use your subitise knowledge to identify how many candles are on the birthday cake.



What is 3 more than 9?



Which animal is taller?



RECEPTION HOMEWORK- PACK 2

Complete the number sentences using your number lines.


Group 1 - $5+6=$

Group 2- $15+3=$



Use your subitize knowledge. How many spots are on the dice?



Tom has 5 sweets. He gives 3 of them to his friend Jack. How many sweets does Tom have now.



Draw a shape that has 3 sides and 3 angles.



Write|numbers 1-20 on your whiteboard.

0 1 2 3 4 5 6 7 8 9 10

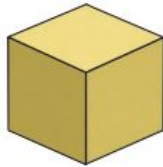
11 12 13 14 15 16 17 18 19 20

RECEPTION HOMEWORK- PACK 2

3D Shapes Around You

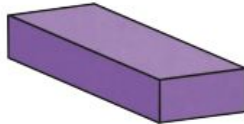
Name

cube



- 6 flat surfaces
- 12 edges
- 8 vertices
- all edges are the same

cuboid



- 6 flat surfaces
- 12 edges
- 8 vertices
- not all edges are the same

**square-based
pyramid**



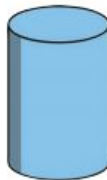
- 5 flat surfaces
- 4 triangular faces
- a sharp point
- a square base

sphere



- perfectly round
- no edges
- no vertices

cylinder



- 2 flat surfaces
- 1 curved surface
- 2 curved edges

cone



- 1 flat surfaces
- 1 curved surface
- a point

RECEPTION HOMEWORK- PACK 2

3D shape hunt

What 3D shapes can you see or find around you?




ice cubes



cardboard box

blocks

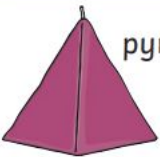


suitcase



rubber

book



pyramid candle



Egyptian pyramids




football



earth



marbles



candle



marker pen

mug



ice cream cone










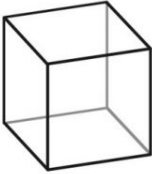
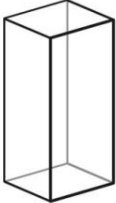



traffic cone

party hat



RECEPTION HOMEWORK- PACK 2

<p>It looks like...</p> 	<p>It looks like...</p> 	<p>It looks like...</p> 	<p>It looks like...</p> 	<p>It looks like...</p> 	<p>It looks like...</p> 
<p>It has...</p> <p><input type="checkbox"/> edges</p> <p><input type="checkbox"/> vertices</p> <p><input type="checkbox"/> faces</p>  <p>sphere</p>	<p>It has...</p> <p><input type="checkbox"/> edges</p> <p><input type="checkbox"/> vertices</p> <p><input type="checkbox"/> faces</p>  <p>pyramid</p>	<p>It has...</p> <p><input type="checkbox"/> edges</p> <p><input type="checkbox"/> vertices</p> <p><input type="checkbox"/> faces</p>  <p>cone</p>	<p>It has...</p> <p><input type="checkbox"/> edges</p> <p><input type="checkbox"/> vertices</p> <p><input type="checkbox"/> faces</p>  <p>cube</p>	<p>It has...</p> <p><input type="checkbox"/> edges</p> <p><input type="checkbox"/> vertices</p> <p><input type="checkbox"/> faces</p>  <p>cuboid</p>	<p>It has...</p> <p><input type="checkbox"/> edges</p> <p><input type="checkbox"/> vertices</p> <p><input type="checkbox"/> faces</p>  <p>cylinder</p>

RECEPTION HOMEWORK- PACK 2

Number Bonds to 10 Rhyme

Recite the numbers bonds to 10 rhyme.

1	2	3	4	5	6	7	8	9
9	<p><i>Number bonds to 10 rhyme</i></p> <p><i>0 + 10 We're off again!</i></p> <p><i>1 + 9 All is fine!</i></p> <p><i>2 + 8 Feeling great!</i></p> <p><i>3 + 7 Down to Devon!</i></p> <p><i>4 + 6 Really mix!</i></p> <p><i>5 + 5 Swim and dive!</i></p> <p><i>6 + 4 Knock on the door!</i></p> <p><i>7 + 3 Time for tea!</i></p> <p><i>8 + 2 That will do!</i></p> <p><i>9 + 1 Almost gone!</i></p> <p><i>10 + 0 You're my hero!</i></p>							1
8								2
7								3
6								4
5								5
4								6
3								7
2								8
1	2	3	4	5	6	7	8	9

RECEPTION HOMEWORK- PACK 2

$0 + 10 = 10$

$1 + 9 = 10$

$2 + 8 = 10$

$3 + 7 = 10$

$4 + \square = 10$

$5 + \square = 10$

$6 + \square = 10$

$7 + \square = 10$

$8 + \square = 10$

$9 + \square = 10$

$10 + \square = 10$

Complete the
number
bonds to 10.

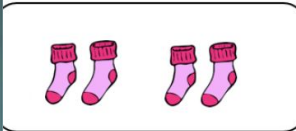
RECEPTION HOMEWORK- PACK 2



How many wheels are there altogether?



How many socks are there altogether?



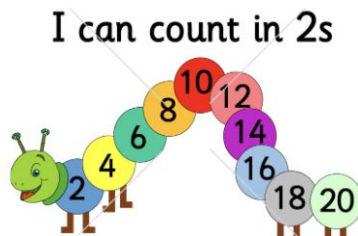
How many shoes are there altogether?



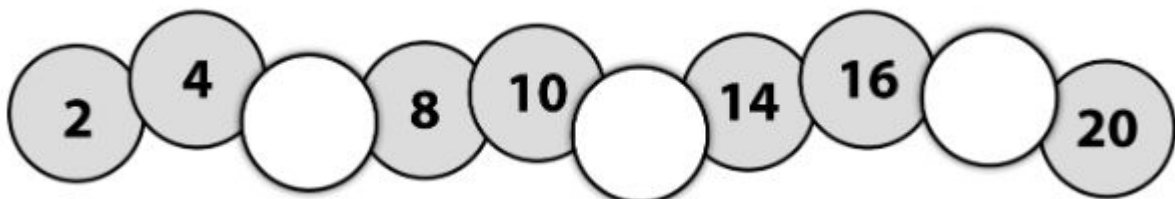
Count in 2s and colour in the grid:

1	2	3	4	5
6	7	8	9	10
11	12	13	14	15
16	17	18	19	20
21	22	23	24	25

Counting in 2's



Play ping pong with your parents counting in 2's to 20



RECEPTION HOMEWORK- PACK 2

2 Times Table

$0 \times 2 = 0$

$1 \times 2 = 2$

$2 \times 2 = 4$

$3 \times 2 = 6$

$4 \times 2 = 8$

$5 \times 2 = 10$

$6 \times 2 = 12$

$7 \times 2 = 14$

$8 \times 2 = 16$

$9 \times 2 = 18$

$10 \times 2 = 20$

$11 \times 2 = 22$

$12 \times 2 = 24$



Chant and
memorise your 2
times tables.



RECEPTION HOMEWORK- PACK 2



1	2	3	4	5	6	7	8	9	10
11	12	13	14	15	16	17	18	19	20
21	22	23	24	25	26	27	28	29	30
31	32	33	34	35	36	37	38	39	40
41	42	43	44	45	46	47	48	49	50

RECEPTION HOMEWORK- PACK 2

Missing Numbers


Write down each missing number.

1		3		5		7		9	
11		13		15		17		19	
	22	23		26	27		28		30
31		33		35		37		39	

RECEPTION HOMEWORK- PACK 2

Missing Numbers

Write down each missing number.



	2		5		6		8		
	12		14	15		17		18	
	22		24	25		28			
31		33		35		36		38	40

^

^

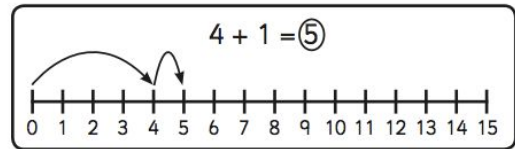
^

^

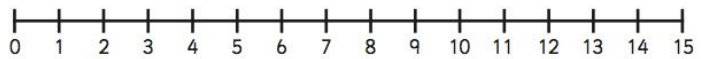
^

RECEPTION HOMEWORK

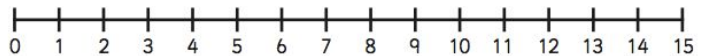
Addition to 20 on a Number Line



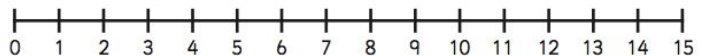
1. $5 + 3 =$



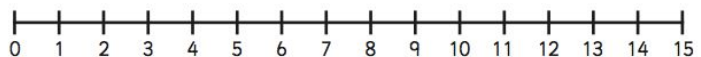
2. $8 + 3 =$



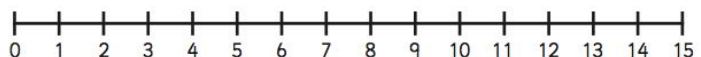
3. $6 + 6 =$



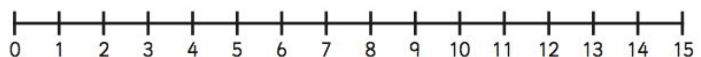
4. $4 + 5 =$



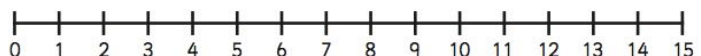
5. $4 + 7 =$



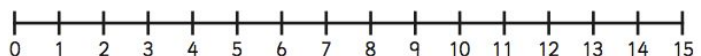
6. $7 + 6 =$



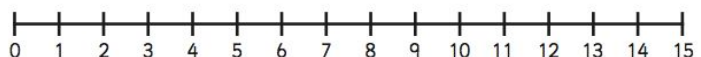
7. $8 + 4 =$



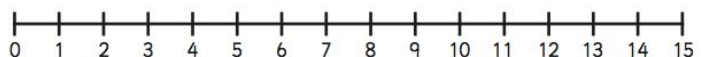
8. $9 + 6 =$



9. $3 + 9 =$



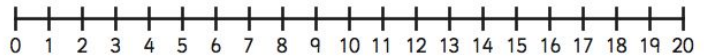
10. $2 + 10 =$



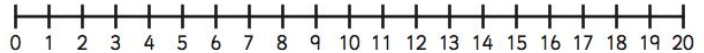
RECEPTION HOMEWORK

Addition to 20 on a Number Line - Sheet 2

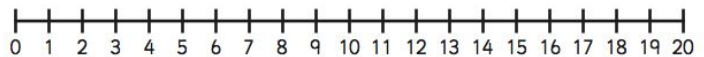
1. $10 + 7 =$



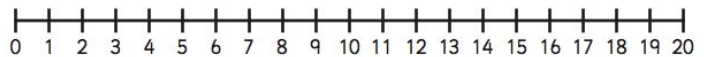
2. $11 + 8 =$



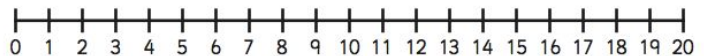
3. $16 + 3 =$



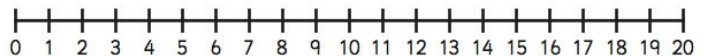
4. $2 + 12 =$



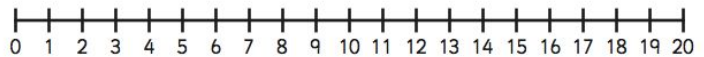
5. $0 + 13 =$



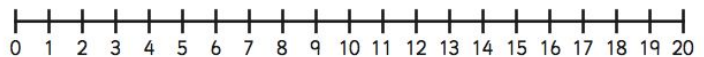
6. $8 + 12 =$



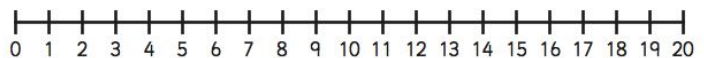
7. $7 + 9 =$



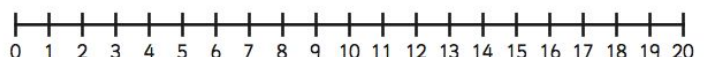
8. $15 + 2 =$



9. $6 + 14 =$



10. $11 + 4 =$

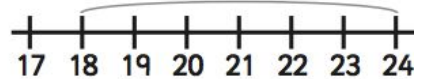


RECEPTION HOMEWORK

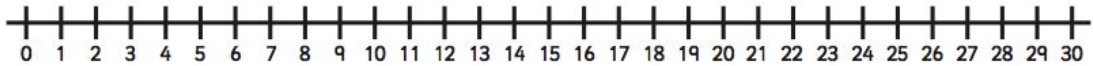
Addition to 30 with a number line

Example:

$$18 + 6 = 24$$



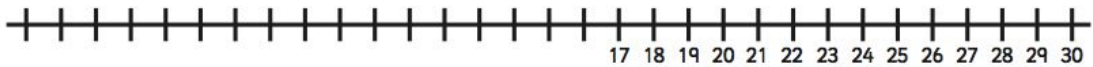
$$15 + 10 =$$



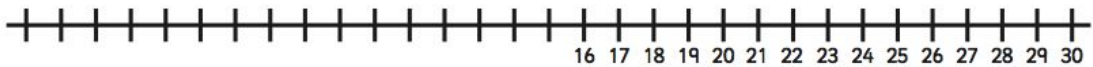
$$18 + 10 =$$



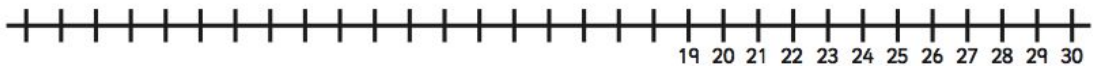
$$17 + 3 =$$



$$16 + 8 =$$



$$19 + 11 =$$



$$14 + 7 =$$



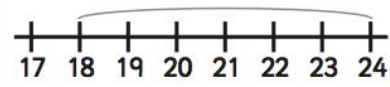
$$25 + 5 =$$



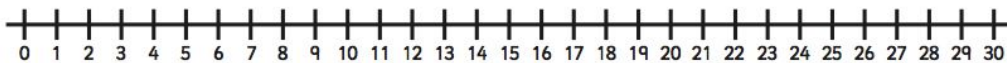
$$23 + 6 =$$

RECEPTION HOMEWORK

**Addition to 30 with a
number line**

Example:	
$18 + 6 = 24$	

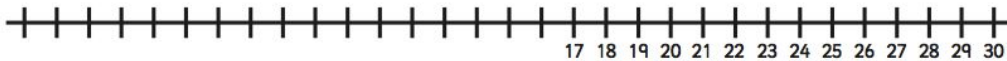
$15 + 10 =$



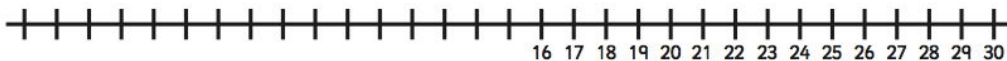
$18 + 10 =$



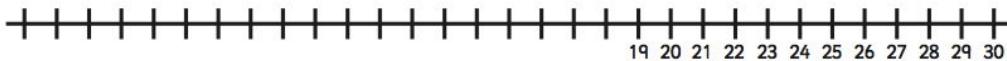
$17 + 3 =$



$16 + 8 =$



$19 + 11 =$



$14 + 7 =$



$25 + 5 =$



$23 + 6 =$



RECEPTION HOMEWORK

Number Bonds Challenge 2

$4 + 5 =$	$1 + 6 =$	$2 + 6 =$
$3 + 4 =$	$5 + 4 =$	$7 + 1 =$
$1 + 7 =$	$2 + 5 =$	$2 + 5 =$
$5 + 3 =$	$3 + 6 =$	$3 + 6 =$
$7 + 2 =$	$0 + 7 =$	$7 + 2 =$
$1 + 8 =$	$6 + 3 =$	$1 + 8 =$
$0 + 7 =$	$1 + 7 =$	$0 + 7 =$
$4 + 4 =$	$5 + 4 =$	$4 + 5 =$
$2 + 5 =$	$9 + 0 =$	$6 + 2 =$
$9 + 0 =$	$3 + 6 =$	$3 + 4 =$
$4 + 3 =$	$2 + 5 =$	$9 + 0 =$
$8 + 0 =$	$6 + 1 =$	$5 + 3 =$
$5 + 2 =$	$1 + 8 =$	
$4 + 4 =$	$8 + 0 =$	

RECEPTION HOMEWORK

Number Bonds Challenge 3

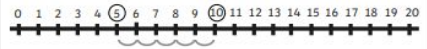
$10 + 10 =$	$12 + 8 =$	$16 + 4 =$
$5 + 15 =$	$9 + 10 =$	$3 + 17 =$
$0 + 20 =$	$7 + 13 =$	$12 + 7 =$
$9 + 10 =$	$19 + 1 =$	$4 + 15 =$
$4 + 16 =$	$6 + 13 =$	$11 + 9 =$
$18 + 2 =$	$2 + 18 =$	$2 + 17 =$
$1 + 18 =$	$13 + 6 =$	$10 + 9 =$
$14 + 6 =$	$20 + 0 =$	$8 + 12 =$
$11 + 8 =$	$15 + 4 =$	$17 + 3 =$
$7 + 12 =$	$13 + 7 =$	$5 + 14 =$
$6 + 14 =$	$14 + 5 =$	$16 + 3 =$
$8 + 11 =$	$18 + 2 =$	$1 + 19 =$
$3 + 16 =$	$9 + 11 =$	
$10 + 10 =$	$15 + 5 =$	

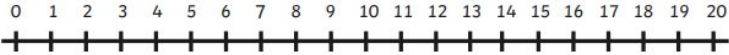
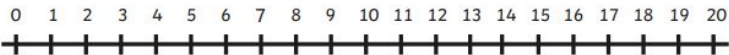

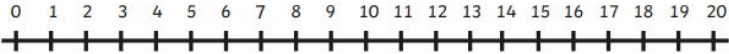
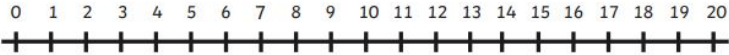
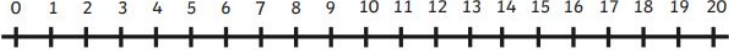
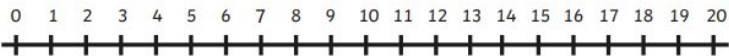
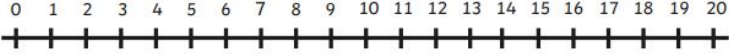
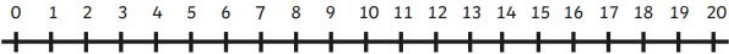
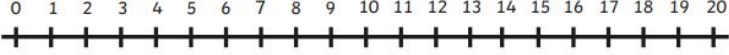
RECEPTION HOMEWORK- PACK 2



Number Line Subtraction

$$\underline{10} - 5 = \textcircled{5}$$

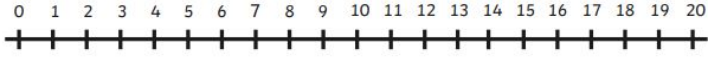
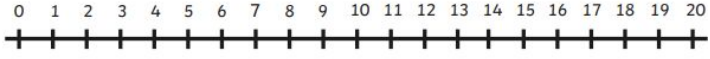
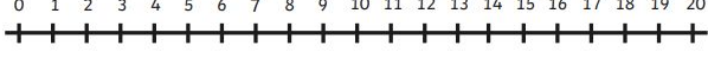
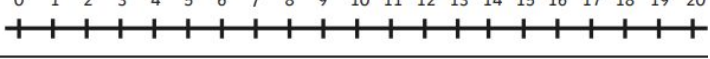
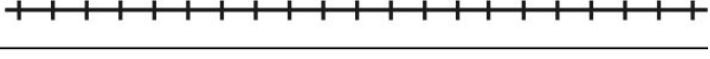







$20 - 3 =$	
$9 - 4 =$	
$18 - 2 =$	
$10 - 6 =$	
$7 - 3 =$	
$2 - 2 =$	
$3 - 1 =$	
$11 - 8 =$	
$15 - 3 =$	
$6 - 1 =$	

RECEPTION HOMEWORK- PACK 2



Number Line Subtraction




















$20 - 17 =$	
$12 - 4 =$	
$18 - 12 =$	
$10 - 3 =$	
$17 - 5 =$	
$12 - 2 =$	
$3 - 2 =$	
$20 - 8 =$	
$15 - 3 =$	
$19 - 11 =$	

YEAR 1 HOMEWORK

Whilst school is closed we have planned a variety of homework tasks for your child to complete. The tasks are designed to be completed over several days, and we also expect all pupils to read daily, as well as use TT Rockstars and Spelling Shed.

Phonics: These are the phonics digraph your child has learned so far. Please practise reading words that contain these spellings, as well as writing words containing them too:

Phase 3 Phonics Mat				
	ch	sh	th	ng
				
ai	ee	igh	oa	oo
				
ow	ar	or	ur	oo
				
oi	ear	air	ure	er

Phase 5a Phonics Mat				
	ay	ou	ie	ea
				
oy	ir	ue	aw	wh
				
ph	ew	oe	au	ey
				
a-e	e-e	i-e	o-e	u-e

L.O.L:

- Read daily.
- Use Spelling Shed to practise spellings
- Practise reading the example phonics screening words - alien words and real words
- Complete the GPS and other phonics tasks
- Write your own story, lists, or fact-files.

Maths:

- Practice halving and quartering numbers.
- Practice telling the time (o'clock and half past)
- Practice your number bonds to 20.
- Complete the 2, 5 and 10x tables activities
- Use TT Rockstars to practise times tables

YEAR 1 HOMEWORK



Spelling Shed

All the children have been given accounts for Spelling Shed to access at school and at home (**log-in details are stuck inside the children's reading records**). They will be set their weekly spellings using this platform, which they can practice at home ready for their weekly spelling test. We look forward to seeing how they get on with this exciting, new programme.

<http://play.edshed.com>

Please note, spellings will be available from school if you are unable to access the account.

Assignments

Task

Year 5 & Year 6 UKS2 Full List
Due: 09/03/20 00:00



Details

Weekly spellings - silent letters
0/2 Due: 08/03/20 09:00



Details

Weekly spellings - silent letters

@MrsFS



Word

thumb

lamb

signed

kneel

whistle

bruised

crumbling

solemn

muscles

parliament

Click on **'More Lists'** to see full details of each spellings rule the children have been set. Click on **'Details'** to see the word list.

YEAR 1 HOMEWORK: MATHS

Find the fractions of these numbers. Draw pictures to show your thinking.
Here is an example:



Now it's your turn!

$\frac{1}{2}$ of 8 =

--

$\frac{1}{2}$ of 14 =

--

$\frac{1}{4}$ of 12 =

--

$\frac{1}{2}$ of 18 =

--

$\frac{1}{4}$ of 24 =

--

$\frac{1}{4}$ of 32 =

--

$\frac{1}{4}$ of 20 =













--

$\frac{1}{2}$ of 24 =

--

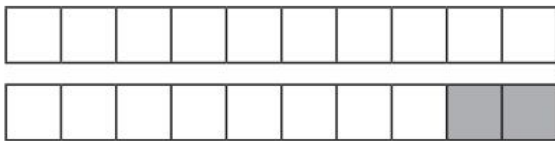
YEAR 1 HOMEWORK: MATHS

Write down the time each clock is showing on the line underneath.

 _____	 _____	 _____
 _____	 _____	 _____
 _____	 _____	 _____
 _____	 _____	 _____

YEAR 1 HOMEWORK: MATHS

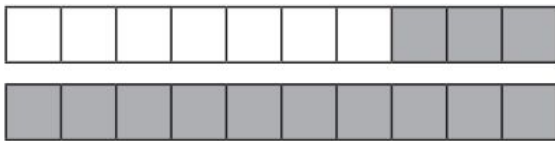
Can you complete these number sentences using number bonds to 20?
The first one has been done for you.



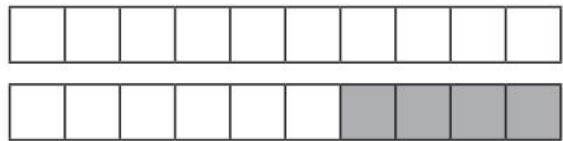
$$\boxed{18} + \boxed{2} = 20$$



$$\boxed{} + \boxed{} = 20$$



$$\boxed{} + \boxed{} = 20$$



$$\boxed{} + \boxed{} = 20$$



$$\boxed{} + \boxed{} = 20$$



$$\boxed{} + \boxed{} = 20$$

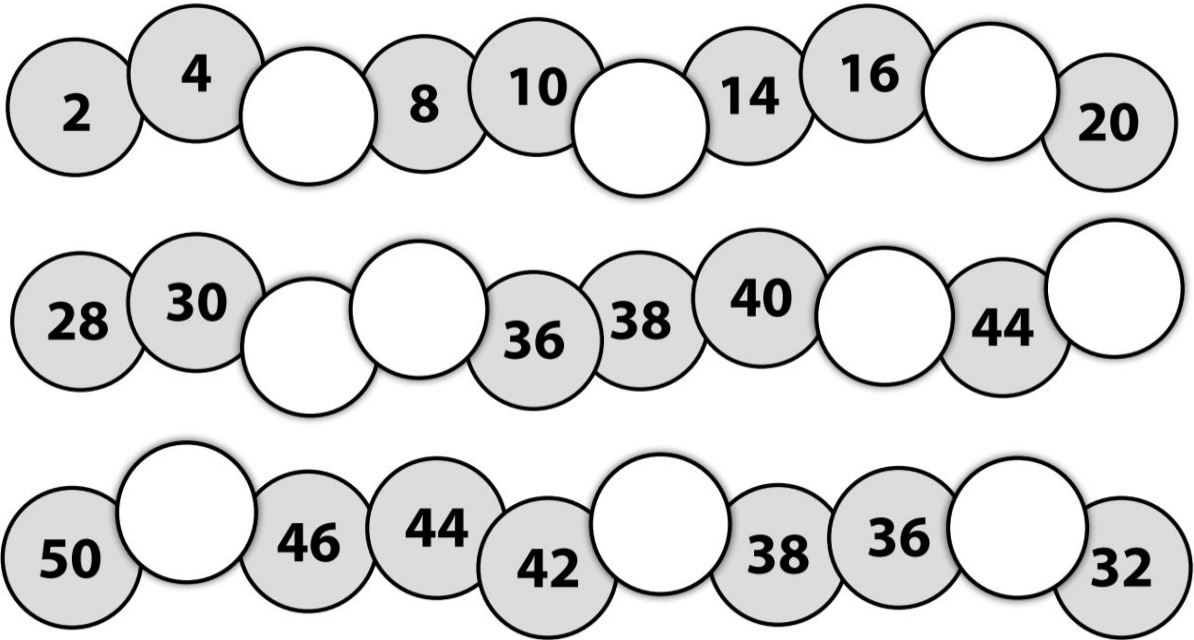


$$\boxed{} + \boxed{} = 20$$



$$\boxed{} + \boxed{} = 20$$

YEAR 1 HOMEWORK: MATHS



Count in 2s and colour in the grid:


1	2	3	4	5
6	7	8	9	10
11	12	13	14	15
16	17	18	19	20
21	22	23	24	25

Work out these answers:


- | | |
|--------------------------|--------------------------|
| a) $1 \times 2 =$ _____ | g) $2 \times 2 =$ _____ |
| b) $3 \times 2 =$ _____ | h) $4 \times 2 =$ _____ |
| c) $5 \times 2 =$ _____ | i) $6 \times 2 =$ _____ |
| d) $7 \times 2 =$ _____ | j) $8 \times 2 =$ _____ |
| e) $9 \times 2 =$ _____ | k) $10 \times 2 =$ _____ |
| f) $11 \times 2 =$ _____ | l) $12 \times 2 =$ _____ |

How many ears are there?

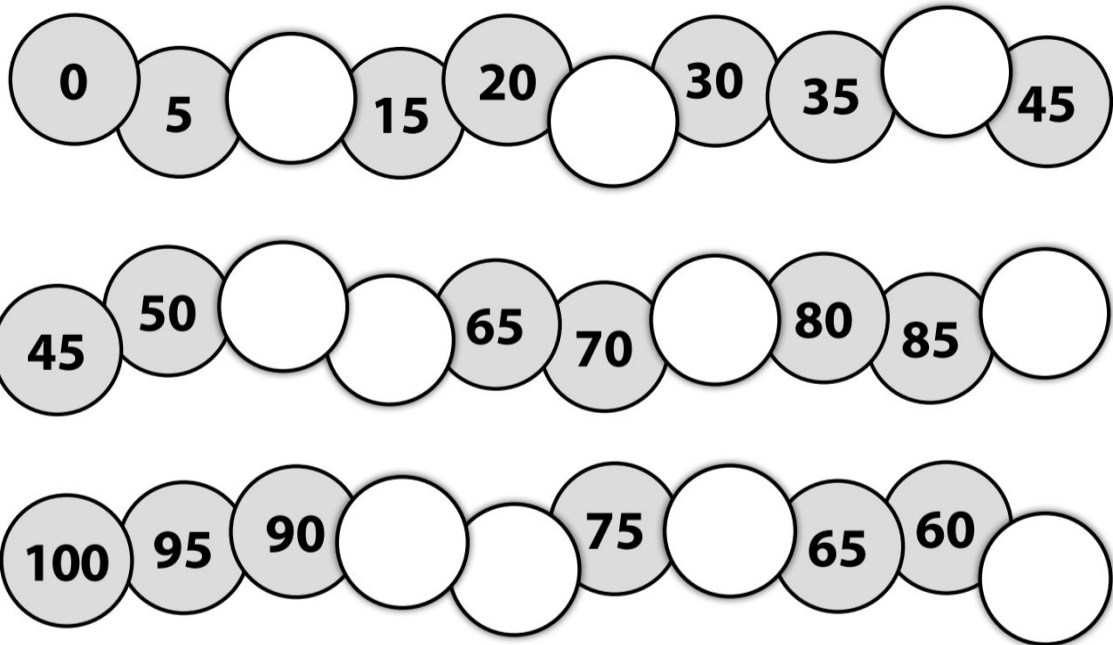
a)  _____ x _____ = _____

b)  _____ x _____ = _____

c)  _____ x _____ = _____

d)  _____ x _____ = _____

YEAR 1 HOMEWORK: MATHS






Count in 5s and colour in the grid:

1	2	3	4	5	6	7	8	9	10
11	12	13	14	15	16	17	18	19	20
21	22	23	24	25	26	27	28	29	30
31	32	33	34	35	36	37	38	39	40
41	42	43	44	45	46	47	48	49	50
51	52	53	54	55	56	57	58	59	60
61	62	63	64	65	66	67	68	69	70
71	72	73	74	75	76	77	78	79	80
81	82	83	84	85	86	87	88	89	90
91	92	93	94	95	96	97	98	99	100

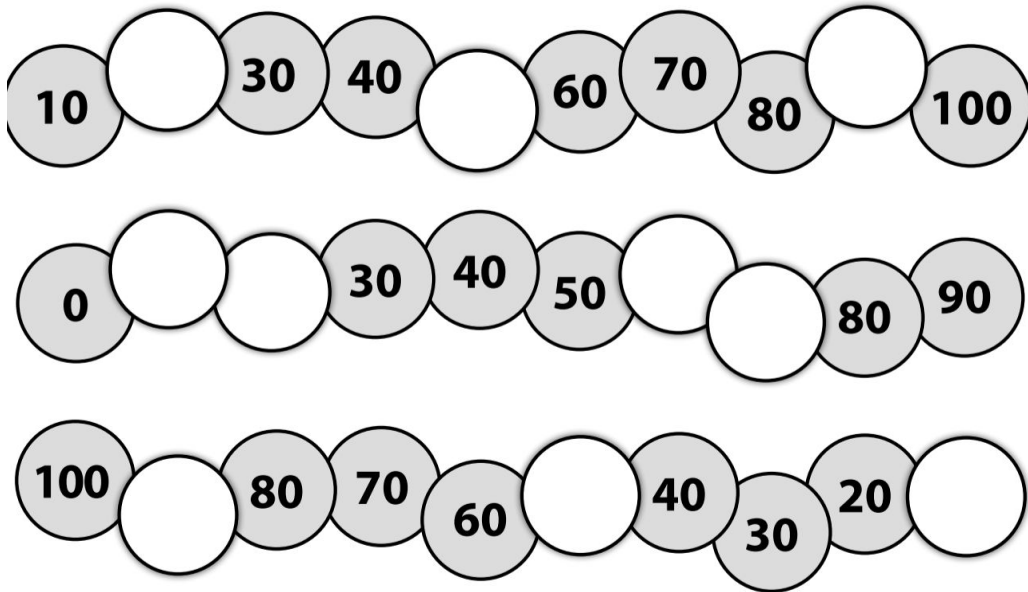
Work out these answers:

- a) $2 \times 5 =$ _____
- b) $4 \times 5 =$ _____
- c) $5 \times 5 =$ _____
- d) $6 \times 5 =$ _____
- e) $7 \times 5 =$ _____
- f) $12 \times 5 =$ _____

How many are there?

- a)  _____ \times _____ = _____
- b)  _____ \times _____ = _____
- c)  _____ \times _____ = _____

YEAR 1 HOMEWORK: MATHS



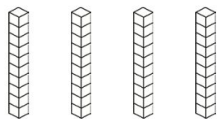
Count in 10s and colour in the grid:


1	2	3	4	5	6	7	8	9	10	11	12
13	14	15	16	17	18	19	20	21	22	23	24
25	26	27	28	29	30	31	32	33	34	35	36
37	38	39	40	41	42	43	44	45	46	47	48
49	50	51	52	53	54	55	56	57	58	59	60
61	62	63	64	65	66	67	68	69	70	71	72
73	74	75	76	77	78	79	80	81	82	83	84
85	86	87	88	89	90	91	92	93	94	95	96
97	98	99	100	101	102	103	104	105	106	107	108
109	110	111	112	113	114	115	116	117	118	119	120
121	122	123	124	125	126	127	128	129	130	131	132
133	134	135	136	137	138	139	140	141	142	143	144


Work out these answers:

- a) $2 \times 10 =$ _____ d) $6 \times 10 =$ _____
 b) $10 \times 10 =$ _____ e) $12 \times 10 =$ _____
 c) $5 \times 10 =$ _____ f) $9 \times 10 =$ _____

How many stacks are there? There are 10 cubes per stack.

a)  _____ x _____ = _____

b)  _____ x _____ = _____

c)  _____ x _____ = _____

YEAR 1 HOMEWORK: MATHS

Matt thought of a number. **One** less than his number was **23**.


a What was his number?

Rose added **10** to Matt's number.

b What number did Rose make?

Usma took **one** away from Rose's number.

c What number did Usma make?



$$62 = \square + 2$$

$$35 = 30 + \square$$

$$\square = 70 + 4$$

Fill in the missing numbers in these sequences.

a 14 16 18 22 24 28

b 45 35 30 25 20 10

c 30 40 60 70 90

Mrs Hughes has cut up a **100** square. Fill in the missing numbers in each part.

11		13
	22	
		33

74		
	85	
		96

	38	
	48	
	58	

Here is a number line. Fill in the missing numbers



YEAR 1 HOMEWORK: MATHS

Matt added **two** numbers together. His total was **12**. What **two** numbers might he have used? Fill in the boxes to show the possible pairs of numbers.

$$\square + \square$$

$$\square + \square$$

$$\square + \square$$

$$\square + \square$$

$$\square + \square$$

$$\square + \square$$

Rose wants to buy an apple and a plum.
She has **50p**.
How much more money does she need?



p

YEAR 1 HOMEWORK: MATHS

Look at these number cards. Choose **one** to make each of these calculations correct.

6	4	7	2	3
6	+	<input type="text"/>	=	10
10	-	<input type="text"/>	=	3

Olivia has **12** pencils. Rose has **4** more pencils than Olivia.

a How many pencils does Rose have?


b Write a number sentence to show how you could work this out.
Choose from the symbols +, - and =

Usma bought **7** pencils. She gave **4** to Ali and **2** to Olivia.
How many pencils did Usma have left?



YEAR 1 HOMEWORK: MATHS

I have **20p** to spend.



Which **two** items could I buy for exactly **20p**?

and

Which **three** different items could I buy for exactly **20p**?

and

and

Which **four** different items could I buy for exactly **20p**?

and

and

YEAR 1 HOMEWORK: MATHS

The numbers in the shaded squares make a sequence.
Continue the pattern by colouring 3 more squares.

1	2	3	4	5	6	7	8	9	10	11	12	13	14	15	16	17	18	19	20	21	22	23	24	25
---	---	---	---	---	---	---	---	---	----	----	----	----	----	----	----	----	----	----	----	----	----	----	----	----

Olivia was counting in **twos** but she made a mistake.
Draw a circle around the number that was not correct.

2 4 6 7 8 10 12 14

Pencils are kept in pots in the classroom.
There are **10** pencils in each pot.



a How many pencils are there altogether?

Jing has **40** pencils.

b How many pots does Jing need for his pencils?

Mrs Patel is giving out reading books to the children in her class.
There are **10** books to share between **5** children.
How many books will each child receive?

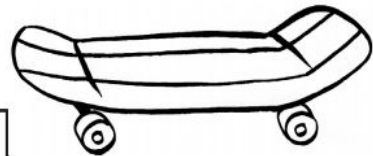
YEAR 1 HOMEWORK: MATHS

Usma has **20p**. She spends **one quarter** on a chocolate biscuit.
How much does she spend?

 p

Rose has **£28**. She spends **half** of her money on a skateboard.
How much does she have left?

£



Grandad has **£40**. He gives Usma **one quarter** and Jing **one quarter** of the money. How much money does Grandad have left?

£

A game was **£40**. There is a **quarter** off in a sale. How much is the game now?

£

Ali has **£16**. His sister has **one quarter** less than this. How much money does his sister have?

£

YEAR 1 HOMEWORK: MATHS

Mr Smith wakes up at **7 am**. His wife, Mrs Smith, wakes up at **6 am**. Who wakes up earlier?



Usma goes to bed at **9 pm**. Rose goes to bed at **8 pm**. Who goes to bed **first**?

Olivia eats her dinner at **5 pm**. Ali eats his dinner at **7 pm**. Who eats at the later time?

Playtime 1 is at **10.30 am**. Playtime 2 is at **2.30 pm**. Which playtime is in the morning?

Usma finished the race at **11.15 am**. Jing finished the race at **11.30 am**. Who finished **first**?

YEAR 1 HOMEWORK: PHONICS


river

diving

beehive

midnight


yair



blies



keam



whape



grand

cloaks

scrap

strike

braft



thrant



sprop




strow




YEAR 1 HOMEWORK: PHONICS

fip




dack



pon



chob




hab




nurt



ulb



queet



shed

crab

long

fresh

soil

wink

chart

shuts

YEAR 1 HOMEWORK: PHONICS

Phonics Activity Mat 1

Read these words to a friend.

hoff 

chin

plig 

sheep

frung 

leap

phote 

spray

landpot 

chatter

Write the real words next to the chest and the nonsense words next to the bin.

lith

haunt

moin

dush

fight

chomp

wess

blank



Circle all of the words that contain the **ee** digraph.

free

night

hard

street

fair

meet

coins

speak

Add the sound buttons to these words.

clouds

thing

spears

Write the missing sounds in these words.



fo__



__een



__ink



b__ger



spr__t



cr__on



b__d



l_k__



h__m__



ph__n__

Write a word that contains **ure**.

Phonics Activity Mat 2

Read these words to a friend.

steck 

shrill

quoop 

start

sneep 

blank

whame 

newt

joush 

sandpit

Write the real words next to the chest and the nonsense words next to the bin.

gulp

kift

lamp

plum

windmusk

vand

fact

klain



Circle all of the words that contain the **igh** trigraph.

slight

tree

shark

high

cross

time

fight

peaks

Add the sound buttons to these words.

wheel

spring

painter

Write the missing sounds in these words.



__ip



__op



__ell



__ick



cl__d



p__



c__ns



sn_k__



b_n__



c_b__

Write a word that contains **ear**.

YEAR 1 HOMEWORK: PHONICS

Phonics Activity Mat 3

Read these words to a friend.

cheel



flush

sleck



thrift

strig



blinker

thone



shrug

pandwid



handstand

Write the real words next to the chest and the nonsense words next to the bin.

sprunch

toast

paint

flob

handbag

frost

shilf

heltmest



Circle all of the words that contain the **oa** digraph.

leak

spoke

toast

roam

fear

mates

goat

alone

Add the sound buttons to these words.

drains

steamboat

waiter

Write the missing sounds in these words.



bo__



__ur__



m__n

3

thr__



c__



cl__s



ch__



sp_d__



h_l__



k_t__

Write a word that contains **igh**.

Phonics Activity Mat 4

Read these words to a friend.

trem



shark

scemp



waits

glate



week

haspur



darling

dirster



moonlight

Write the real words next to the chest and the nonsense words next to the bin.

when

phute

shawl

tray

balue

jie

frink

whisper



Circle all of the words that contain the **air** trigraph.

spare

haircut

start

stairs

player

count

joint

pair

Add the sound buttons to these words.

oyster

slipper

valued

Write the missing sounds in these words.



__et



__eep



__ain



t__l



sh__t



t__key



dol__in



sm_l__



f_r__



c_n__

Write a word that contains **ew**.

YEAR 1 HOMEWORK: PHONICS

Use the pictures to work out what the compound word is.



+



=



+



=



+



=



+



=



+



=

YEAR 1 HOMEWORK: PHONICS

High Frequency Words Wordsearch




h	w	v	n	c	o	u	l	d	o	q	m
d	v	h	o	u	s	e	d	w	p	v	j
p	q	e	u	b	p	q	o	l	d	v	l
t	m	a	d	e	n	e	q	d	u	t	y
a	o	p	l	p	g	x	s	b	b	h	p
r	w	o	y	h	m	d	b	o	s	e	y
r	r	q	p	f	m	c	t	r	s	i	o
x	l	t	q	e	d	x	p	b	b	r	u
n	i	i	z	f	o	a	k	u	b	v	r
b	b	m	x	t	i	p	y	o	t	k	x
j	y	e	z	q	b	q	l	g	l	h	d
j	a	u	b	x	g	s	v	e	h	d	u

people
could
your
day
their
house

put
made
old
by
too
time

YEAR 1 HOMEWORK: PHONICS

Write the words to match these pictures. Add the zips and buttons.



CHALLENGE: *Can you put the words into a sentence using a conjunction?*

YEAR 1 HOMEWORK: PHONICS

Reading Comprehension

Once your child has read a book, ask them to choose a couple of these comprehension tasks and create a poster to answer the questions.

Who are the key characters in the book?

Retrieving information

Find 3 words that describe your favourite character.

Retrieving information

How would you describe this story?

Text connections

Where do you think this story is set and what made you think that?

Text connections

Was there any part of the story you didn't like and why?

Author's purpose

What might this character have been thinking?

Interpreting information

What questions would you ask your favourite character?

Interpreting information

What is the main purpose of this text?

Author's purpose

What do you think is going to happen next?

Interpreting information

YEAR 1 HOMEWORK: PHONICS

Reading Comprehension

Once your child has read a book, ask them to choose a couple of these comprehension tasks and create a poster to answer the questions.

Find some words or phrases that tell you about the setting.

Retrieving information

What happened in the story?

Retrieving information

What was happening at the beginning of the story?

Retrieving information

How did the characters feelings change?

Interpreting information

Who would you like to meet in the story and why?

Interpreting information

What is your favourite part of the story and why?

Interpreting information

How would you start this story?

Author's purpose

YEAR 1 HOMEWORK: PHONICS

My Book Review

Title: _____

Author: _____

Did you like the book?

Rate the book by colouring in the stars.



What was your favourite part?

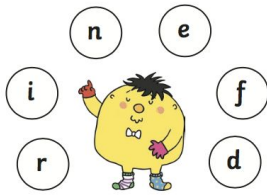
Draw your favourite scene from the book.



YEAR 1 HOMEWORK: L.O.L.

Which year 1 common exception word has Mr Whoops been juggling with?

a



Practise writing these spellings.

b

day _____
saw _____
made _____
here _____
I'm _____

Tick **two** words that can have '-ed' added at the end to make new words.

a

- push
- kept
- song
- bright
- start

Complete the table.

b

Singular (one)	Plural (more than one)
bag	
boot	
class	
bike	

Tick the correct sentence.

c

- come and put your pins on this huge map!
- Come and put your pins on this huge map?
- Come and put your pins on this huge map.

Write these two sentences again, but add a word to help them make sense as one sentence.

d

We were at the park. We saw your family there.



Unscramble this sentence.

c

at seaside. were They the rocks the on

Tick the real words and cross the alien words.

d

- nive
- nice
- like
- fine
- grike
- shaudike
- haunted
- automatic



Circle the words you think should have a capital letter.

e

jack she scott
start bedroom
thundering thursday

Tick **two** words that can have '-ing' added to the end to make new words.

f

- sing
- fun
- hutch
- fly
- people

Find the hidden words.

e

catch h u t c h k
fetch a h c k n i
kitchen v a a o i t
notch e o t t n c
hutch u c c c g h
have h t h u l e
 h c t e f n

Help poor Mr Whoops by circling the correct spelling.


f

- yoor
- your
- yur



YEAR 1 HOMEWORK: L.O.L.

Which year 1 common exception word has Mr Whoops been juggling with?



Practise writing these spellings.

old _____
 by _____
 very _____
 make _____
 pocket _____

Tick **two** words that can have '-ed' added at the end to make new words.

- burn
- sheep
- help
- happy
- drive

Complete the table.

Singular (one)	Plural (more than one)
wish	
hand	
tree	
apple	




Tick the correct sentence.

- Can I sit here by you two.
- Can I sit here by you two?
- Can I sit here by you two!

Write these two sentences again, but as one sentence, joining them with 'and'.

He saw a little dog outside school.
 He asked my mum about it.



Unscramble this sentence.

coins dirty. dull were very The and

Tick the real words and cross the alien words.

- plobe
- flute
- homes
- mute
- shrupe
- telephone
- werute
- plomest



Circle the words you think should have a capital letter.

- car beth smart
- higher manchester
- jokes philippa

Tick **two** words that can have '-ing' added to the end to make a new word.

- park
- there
- loud
- made
- read

Spell the missing days of the week.

Monday
 Tuesday
 Wednesday



Friday

Help poor Mr Whoops by circling the correct spelling.

- hows
- howse
- house




YEAR 1 HOMEWORK: L.O.L.

Complete the table.

a

Singular (one)	Plural (more than one)
pig	
book	
church	
switch	



Tick **two** words that can have '-ed' added at the end to make new words.

c

- hear
- lick
- hunt
- helpdesk
- mouse

Help poor Mr Whoops by circling the correct spelling.

e

- could
- cud
- cood



Unscramble this sentence.

b

boat has huge five sails. nice That

Tick the real words and cross the alien words.

d

- snake
- muchwrune
- shake
- lifeboat
- srones
- shrene
- write
- scones



Find the hidden words.

f

live f u n n y k
give a a c k n p
happy y l m o i a
funny p o i i n r
party p c c v l t
family h g i v e p

Practise writing these spellings.

a

rabbit _____
carrot _____
thunder _____
sunset _____
catch _____

Write these two sentences again, but as one sentence, joining them with 'and'.

c

Phil and May have a blue car. We all go for rides in it.


Tick the correct sentence.

e

- Put the pen down over here?
- put the pen down over here.
- Put the pen down over here!

Which tricky word has Mr Whoops been juggling with?

b



Circle the words you think should have a capital letter.

d

- chair dan josh
- laptop boy
- saturday elephant

Tick **two** words that can have '-ing' added to the end to make a new word.

f

- cook
- high
- play
- proud
- beach

YEAR 1 HOMEWORK: TOPIC



*In Year 1, our Summer term topic is all about **Australasia!***

Can you find some different facts about Australasia and create a poster/fact file about it?

You might want to find out about:

- *Where it is*
- *Animals that live there*
- *What kind of foods they eat*
- *The history*