

YEAR 6 HOMEWORK

Whilst school is closed, we have planned and designed a variety of tasks for the Year 6 children to complete. The tasks are designed to be follow the learning that would have been happening in school, as closely as possible. In addition, we also expect all pupils to read daily, as well as use **TT Rockstars** and **Spelling Shed** to practise their times tables facts and spellings.

In addition to the tasks we have set, there are several websites the children can access to continue their learning and revision. Please see below.

N.B. Some of the websites listed are offering free membership for parents/carers during this period of time.

<http://ww.twinkl.co.uk/offer> enter code: UKTWINKLHELPS

<http://www.spellingframe.co.uk>

<https://www.transum.org/Software/SW/Quickulations/>

<https://www.topmarks.co.uk/maths-games/daily10>

<https://www.morningchallenge.co.uk/home>

<https://kids.classroomsecrets.co.uk/> (see next page).

YEAR 6 HOMEWORK



Play TT Rockstars at least twice a day. This will help to improve your recall of your multiplication facts.

<https://ttrockstars.com/>

Can you improve your time per second answered?

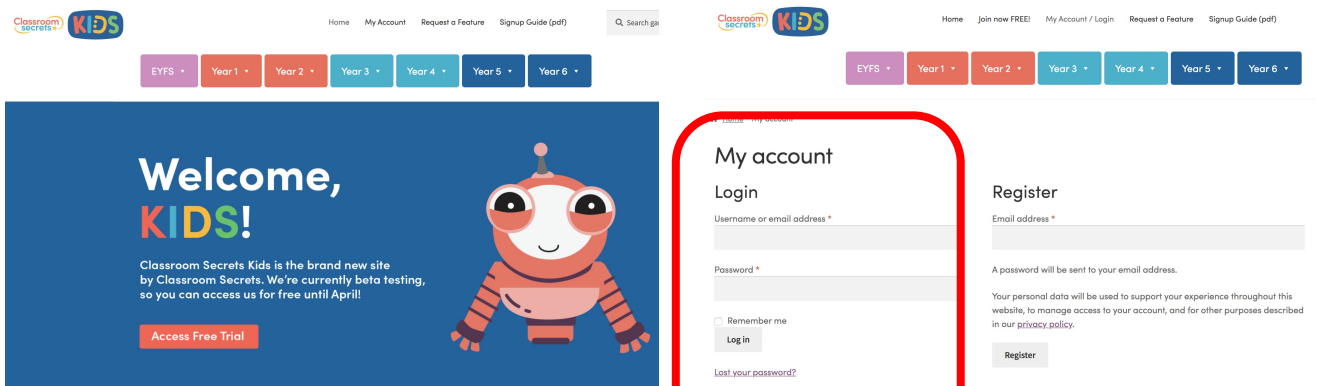
<https://kids.classroomsecrets.co.uk/>



We have created log-ins for every Year 6 child for 'Classroom Secrets Kids'. On this website, the children have access to Year 6 maths and GPS learning tasks.

Username: 65762 + first name
Password: HamptonVale1

eg. *Fred* = 65762Fred



The screenshot shows the Classroom Secrets Kids website. At the top, there is a navigation bar with links for Home, My Account, Request a Feature, and Signup Guide (pdf). Below this is a search bar and a row of year-level buttons from EYFS to Year 6. The main content area is divided into two sections: 'Welcome, KIDS!' on the left, which includes a welcome message and a 'Free Trial' button, and 'My account' on the right. The 'My account' section is highlighted with a red rounded rectangle and contains a 'Login' form with fields for 'Username or email address' and 'Password', a 'Remember me' checkbox, and a 'Log in' button. Below the login form is a link for 'Lost your password?'. To the right of the login form is a 'Register' section with an 'Email address' field and a 'Register' button. A note below the register form states: 'A password will be sent to your email address. Your personal data will be used to support your experience throughout this website, to manage access to your account, and for other purposes described in our privacy policy.'

YEAR 6 HOMEWORK - MATHS

Task 1: Using the following YouTube links, these videos walk the children through past Maths SATs papers, question-by-question. Children can complete the question and then follow the guidance to see if their calculations and answer(s) are correct.

KS2 Maths SATs 2019 – arithmetic

<https://www.youtube.com/watch?v=Tdo5XepEJ40>

KS2 Maths SATs 2019 – reasoning 1

<https://www.youtube.com/watch?v=2K67S02H3xU>

KS2 Maths SATs 2019 – reasoning 2

<https://www.youtube.com/watch?v=hjEMya2fxIE>

***Miss Roach's maths group: In addition to the work in this booklet, please continue to also work through the 'Headstart Mastery' booklet set for you on Friday 13th March.**

YEAR 6 HOMEWORK

$3.2 + 5.1 =$

$\frac{2}{9} \times \frac{3}{4} =$

$9 \times 2\frac{1}{4} =$

$3,941,626 - 324,925 =$

$136 - 67.6 =$

$3.63 \times 4 =$

$20\% \text{ of } 8240 =$

$\frac{3}{6} \times \frac{2}{4} =$

YEAR 6 HOMEWORK

$$\underline{\hspace{2cm}} = 368 \div 1$$

$$\underline{\hspace{2cm}} = 5,900 + 800$$

$$4.9 + 6.025 =$$

$$297 \times 4 =$$

$$9 \times 66 =$$

$$60 + (72 \div 8) =$$

$$45\% \times 280 =$$

$$\frac{3}{4} \times \frac{2}{5} =$$

$$3652 \times 48 =$$

$$637 \div 7 =$$

YEAR 6 HOMEWORK

Maths: reasoning

- 1 The table shows the ages of people in a theme park.

Age	Number of people
Under 18	126
18 - 60	195
Over 60	38

These are the entry costs.

How much money did the theme park make from entry costs?



- 3 What are the missing numbers?

$$\square \times 10 = 42$$

$$\square \div 10 = 42$$

- 4 Order the following numbers. Start with the smallest.



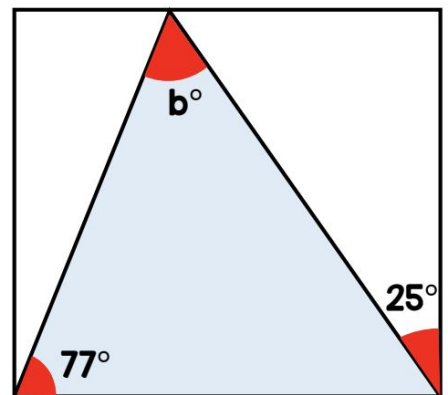
- 2 Given that

$$\triangle + \triangle + \star + \star = 100$$

$$\heartsuit + \heartsuit + \triangle + \star = 78$$

Work out the value of the 

- 5 Find the size of angle b.

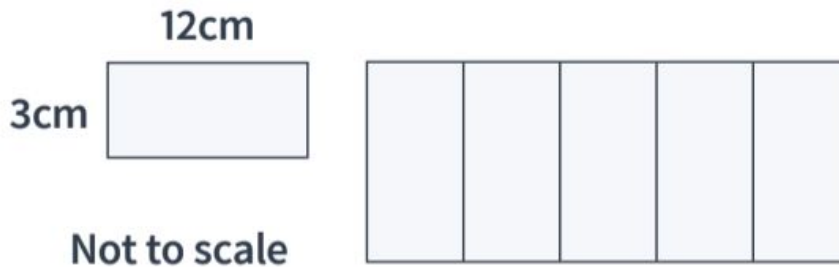


YEAR 6 HOMEWORK

Maths: reasoning

1

A large rectangle is made up of five smaller rectangles.



What is the perimeter of the large rectangle?

2

Put one of the following symbols in each box to make these statements correct.

< = >

$$5 \times 4 + 2 \div 2 \quad \square \quad 11$$

$$3 \times (4 + 5) \quad \square \quad 3 \times 4 + 5$$

$$20 + 3 \times 4 \div 2 \quad \square \quad (20 + 3) \times 4 \div 2$$

YEAR 6 HOMEWORK

Maths: reasoning

- 1 Dexter is selling ice-creams.
He uses this formula to work out the price.

$$\text{Price} = \text{£}1.50s + \text{£}0.40t$$

Where s is the number of scoops and t is the number of toppings.


Work out the cost of an ice-cream with 2 scoops and 3 toppings.

£ _____

Libby buys an ice-cream that costs £2.30
How many scoops does she have?

How many toppings does she have?

- 2 The perimeter of a rectangle is 18 cm.
One of the sides is shown.



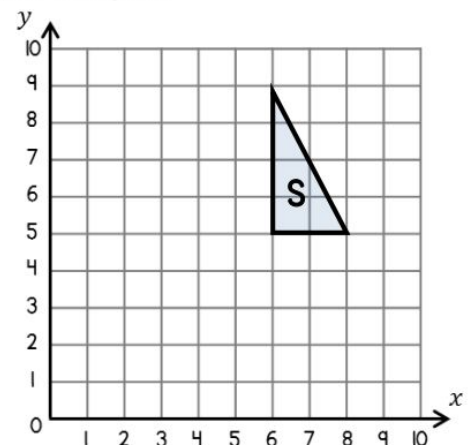
Complete the rectangle.

- 3 Mo cuts a piece of ribbon.
First he cuts a length of 25 cm.
Then he cuts a length of 1.45 m.
He now has 56 cm left.



How much ribbon did he have at the start?
Give your answer in metres.

- 4 Translate triangle S, 2 left and 3 down.
Label your triangle T.



YEAR 6 HOMEWORK

Maths: reasoning

1

Wicked Washes car wash processes 54 cars per day.


They charge £13 per car.

How much money will they have made in three days?

2

Complete these diagrams so that $\frac{2}{3}$ of each diagram is shaded.

a



b

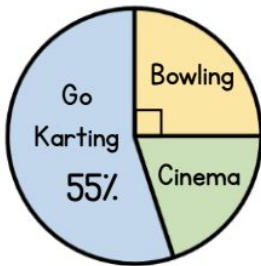


YEAR 6 HOMEWORK

Maths: reasoning

1

20 children were asked where they would like to go on a trip. The pie chart shows the results.



What percentage of children chose bowling? _____

What percentage of children chose the cinema? _____

How many children want to go Go Karting? _____

3

Work out the missing values.

$$10 \times \frac{1}{3} = \frac{\square}{3}$$

$$10 \times \frac{\square}{7} = \frac{20}{7}$$

$$10 \times \frac{\square}{9} = 7\frac{7}{9}$$

$$10 \times \frac{1}{\square} = 2$$

2

Complete the table by putting the labels in the correct place.

- A Square number C Multiple of 6
B Not a square number D Not a multiple of 6

□	□	□
□	36 144	6 24 60 18
D	9 16 100 25 49	7 15 31

Complete using <, > or =

4

$$\frac{1}{2} \quad \bigcirc \quad \frac{1}{3}$$

$$\frac{5}{6} \quad \bigcirc \quad \frac{7}{9}$$

$$\frac{4}{9} \quad \bigcirc \quad 1$$

YEAR 6 HOMEWORK

Maths: reasoning

1

Fill in the missing boxes in this calculation.

$$\begin{array}{r}
 \begin{array}{|c|c|c|c|} \hline 5 & 6 & 8 & \square \\ \hline \end{array} \\
 + \quad \begin{array}{|c|c|c|c|} \hline \square & 3 & 4 & \\ \hline \end{array} \\
 \hline
 \begin{array}{|c|c|c|c|} \hline \square & 3 & \square & 2 \\ \hline \end{array}
 \end{array}$$

2

The area of a farmer's field is 703m^2 .

The field is rectangular. The width of the field is 19m .



Not to scale

What is the height of the field?

 m

YEAR 6 HOMEWORK

Maths: retrieval

Fluency

$$8^2$$

$$4^2$$

$$9^3$$

$$7^3$$

Fluency

$$0.5 = __\% = _/_$$

$$___ = __\% = 1/4$$

$$_.2 = __\% = _/_$$

$$___ = 75\% = _/_$$

Apply

$$\frac{3}{5} \div 2 =$$

$$\frac{2}{7} \div 4 =$$

$$\frac{2}{3} \div 9 =$$

$$\frac{5}{6} \div 5 =$$

Apply

$$17 \div 100 =$$

$$5.6 \times 100 =$$

$$6.3 \times 1000 =$$

$$0.28 \times 1000 =$$

$$194.5 \div 10 =$$

$$346.01 \times 10 =$$

S: Time Facts

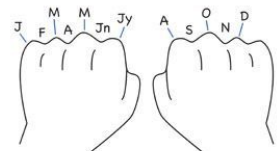
- 2 hours = ___ mins
- 3 days = ___ hours
- 5 1/2 minutes = ___ seconds
- 180 seconds = ___ mins
- ___ days = 48 hours
- ___ hours = 120 minutes
- 420 seconds = ___ mins
- 11 minutes = ___ seconds
- ___ days = 60 hours
- 8 hours = ___ mins
- 7 weeks = ___ days
- ___ months = 9 years
- 108 months = ___ years
- 4 1/2 days = ___ hours
- 17 years = ___ days
- 3 leap years = ___ days
- 7 1/2 years = ___ weeks

20: How many days are there altogether in:

- January, November and July?
- May, June and December?
- April, August, October?

30 days have September, April, June and November. All the rest have 31.

Excepting February which has 28 days clear and 29 each leap year.



YEAR 6 HOMEWORK

Rounding Numbers

1a. Which two numbers will round to the same value when rounded to the nearest 10,000?

Millions	Hundred thousands	Ten thousands	Thousands	Hundreds	Tens	Ones
●●	●	●●●	●●●	●●●		●●

b c

★ VF

Rounding Numbers

1b. Which two numbers will round to the same value when rounded to the nearest 100,000?

Millions	Hundred thousands	Ten thousands	Thousands	Hundreds	Tens	Ones
●●●	●●●	●●●	●		●●●	●●

b c

★ VF

2a. Which numbers round to 2,000,000 when rounding to the nearest 1,000,000?

★ VF

2b. Which numbers round to 4,500,000 when rounding to the nearest 100,000?

★ VF

3a. Tick to show whether the number rounds to 2,900,000 or 3,000,000 to the nearest 100,000.

Number	Rounds to 2,900,000	Rounds to 3,000,000
2,858,790		
3,015,830		
2,945,745		

★ VF

3b. Tick to show whether the number rounds to 4,900,000 or 5,000,000 to the nearest 10,000.

Number	Rounds to 4,900,000	Rounds to 5,000,000
4,896,344		
4,995,051		
5,003,688		

★ VF

4a. Round the number below to the nearest 10,000, 100,000 and 1,000,000.

★ VF

4b. Round the number below to the nearest 10,000, 100,000 and 1,000,000.

Millions	Hundred thousands	Ten thousands	Thousands	Hundreds	Tens	Ones
●●●	●	●●●	●●●	●●	●	●●

★ VF

YEAR 6 HOMEWORK

Fractions to Decimals 1

1a. Use the digit cards to complete the statements.

$\frac{30}{40}$ is equivalent to 0 . 5

$\frac{3}{100}$ is equivalent to 0 .

3 0 7 3 0



VF

Fractions to Decimals 1

1b. Use the digit cards to complete the statements.

$\frac{3}{5}$ is equivalent to 0 .

$\frac{47}{100}$ is equivalent to 0 .

0 6 7 4 5



VF

2a. True or false?

0.07 is equivalent to $\frac{70}{100}$.



VF

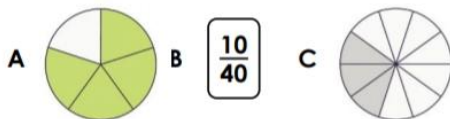
2b. True or false?

0.65 is equivalent to $\frac{65}{100}$.



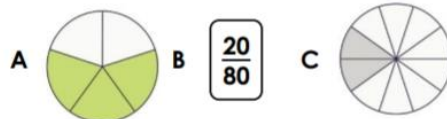
VF

3a. Convert the fractions below to decimals.



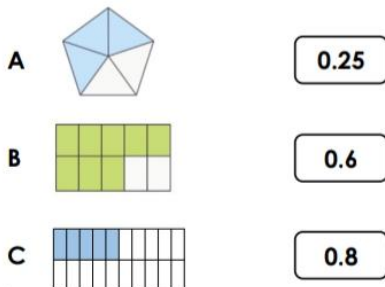
VF

3b. Convert the fractions below to decimals.



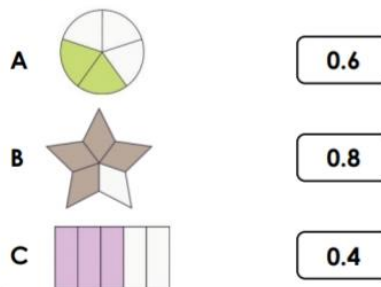
VF

4a. Match the decimals to the equivalent image.



VF

4b. Match the decimals to the equivalent image.



VF

YEAR 6 HOMEWORK

Fraction of an Amount

1a. A book has 336 pages.
 $\frac{5}{8}$ of the pages of the book contain pictures.

How many pages of the book do NOT contain pictures?



PS

Fraction of an Amount

1b. A chef makes 255 pizzas on at a restaurant on Monday. $\frac{2}{5}$ of the pizzas made on Monday are Margheritas.

How many pizzas made on Monday were NOT Margheritas?



PS

2a. Liam and Tia are reading the same book which has 630 pages.

Liam says,



I have read $\frac{5}{9}$ of the book.

Tia says,



I have read $\frac{4}{7}$ of the book.

Who has read the most pages?
Convince me.



R

2b. Twins, Amy and Simon, are given £8.40 each.

Amy says,



I have spent $\frac{5}{8}$ of my money.

Simon says,



I have spent $\frac{2}{3}$ of my money.

Who has spent the most money?
Convince me.



R

3a. Use the cards to complete the statement below. Each card can only be used once in a statement. Find 2 different solutions.

$$\frac{\square}{\square} \text{ of } \square = \square$$

720

5

600

7

840

6



PS

3b. Use the cards to complete the statement below. Each card can only be used once in a statement. Find 2 different solutions.

$$\frac{\square}{\square} \text{ of } \square = \square$$

440

6

660

5

550

4



PS

Spelling Shed



Task 1: Spelling Shed

Play Spelling Shed to practice your spellings. We will continue to set weekly spellings and monitor your scores for each of these. We will also monitor the common exception word spelling games you play, and can set you personalised lists to practise of any words you are spelling incorrectly. Aim to play at least 3 games a day.

Task 2: Spelling story
Create a short story about a topic of your choice that includes as many of your spelling words as possible.



<http://play.edshed.com>

All the children have been given accounts for **Spelling Shed** to access at school and at home (**log-in details are stuck inside the children's reading records**). They will be set their weekly spellings using this platform, which they can practice at home ready for their weekly spelling test. We look forward to seeing how they get on with this exciting, new programme.

Assignments

Task

Year 5 & Year 6 UKS2 Full List
Due: 09/03/20 00:00



Details

Weekly spellings - silent letters
● 0/2 Due: 08/03/20 09:00



Details

Click on '**More Lists**' to see full details of each spellings rule the children have been set. Click on '**Details**' to see the word list.



YEAR 6 HOMEWORK - WRITING

Year 3 and 4 Common Exception Words

Aa	breath	continue	exercise	guard	Kk	naughty	position	recent	Tt
accident	build	Dd	experience	guide	Knowledge	notice	possess	regular	therefore
accidentally	busy	decide	extreme	Hh	Ll	Oo	possession	reign	though
actual	business	describe	Ff	heard	learn	occasion	possible	remember	thought
actually	Cc	different	famous	heart	length	occasionally	potatoes	Ss	through
address	calendar	difficult	favourite	height	library	often	pressure	sentence	Vv
although	caught	disappear	February	history	Mm	opposite	probably	separate	various
answer	centre	Ee	forward	Ii	material	ordinary	promise	special	Ww
appear	century	early	forwards	imagine	medicine	Pp	purpose	straight	weight
arrive	certain	earth	fruit	increase	mention	particular	Qq	strange	woman
Bb	circle	eight	Gg	important	minute	peculiar	quarter	strength	women
believe	complete	eighth	grammar	interest	Nn	perhaps	question	suppose	
bicycle	consider	enough	group	island	natural	popular	Rr	surprise	

Year 5 and 6 Statutory Spellings

accommodate	cemetery	develop	frequently	mischievous	pronunciation	stomach
accompany	committee	dictionary	government	muscle	queue	sufficient
achieve	communicate	disastrous	guarantee	necessary	recognise	suggest
aggressive	community	embarrass	harass	neighbour	recommend	symbol
amateur	competition	environment	hindrance	nuisance	relevant	system
ancient	conscience	equipment	identity	occupy	restaurant	temperature
apparent	conscious	equipped	immediate	occur	rhyme	thorough
appreciate	controversy	especially	immediately	opportunity	rhythm	twelfth
attached	convenience	exaggerate	individual	parliament	sacrifice	variety
available	correspond	excellent	interfere	persuade	secretary	vegetable
average	criticise	existence	interrupt	physical	shoulder	vehicle
awkward	curiosity	explanation	language	prejudice	signature	yacht
bargain	definite	familiar	leisure	privilege	sincere	
bruise	desperate	foreign	lightning	profession	sincerely	
category	determined	forty	marvellous	programme	soldier	

Task 1:
Practice your spellings of your common exception words in your best handwriting.

Remember:
look, cover, write, check.

Task 2:
Write 5 different sentences using your common exception words.

YEAR 6 HOMEWORK - Writing



Story starter!

George had not worn his uniform for many years. Now that he finally did, the memories all came flooding back to him...

Try to use as many sentence types in your writing as possible....

3-ed sentences

2A sentences

De : de sentences

The more, the more...sentences

Imagine x3 sentences

Remember to be accurate with your punctuation, spelling and grammar.

YEAR 6 HOMEWORK - Writing



Write a paragraph to describe this picture - who are the two mysterious strangers? What happens at Castle Midnight? Why is the Master so formidable?

Challenge: The past tense

Fill in the gaps in the sentences below, using the past progressive form of the verb in brackets.

While the creature (to fly) _____ through the sky, the strangers (to talk) _____ to each other in the back.

Can you identify where you have used simple past tense or progressive past tense in your writing today?

YEAR 6 HOMEWORK - Writing



She waded out into the shallows. Waves of water lapped up against her bare legs, sending a chill up her already trembling body. She stole a glance back at what she had left behind on the shore. No regrets.

Fog wrapped its arms around the girl, adding to her feeling of growing trepidation. She held a lantern in her hand; it swayed gently by her side as she moved, leaking a milky light out into the night. That light was the only comfort she had.

As she stole away, the outline of the ship crept out of the mist like a silent predator. Would the ship bring the solace she had been longing for?

Finish the story!

YEAR 6 HOMEWORK - Writing



Write a short story about the cave. Try to use your senses to describe and a range of sentence types...

3-ed sentences

2A sentences

De : de sentences

The more, the more...sentences

Imagine x3 sentences

How deep is the cave? Is the man on his own or part of a caving team? If there is an accident down there, how will he escape?

You could base your story around the man on the expedition into the cave, or alternatively you could write about a rescue mission to save someone who is trapped in the cave after an accident!

YEAR 6 HOMEWORK - Writing



Who might live inside the tree?

What would the house look like? Who put the sign on the door?

What do the local people think about the beast living inside?

Is the lamp ever lit?

Does the beast have neighbours?

Does the beast live alone?

If you lived in a village nearby, would you approach the door and meet the beast?

What do you think the beast is like?

What does the saying 'don't judge a book by its cover' mean? Could this apply to the beast?

YEAR 6 HOMEWORK - Writing

Expanded Noun Phrases

1a. Underline the expanded noun phrase in the sentences below.

A. The old car with the rusty door had been left abandoned in the carpark.

B. The ravens soared majestically in the clear, cloudless sky.

C. The over-excited, friendly dog circled my legs before pouncing onto my lap.



VF

Expanded Noun Phrases

1b. Underline the expanded noun phrase in the sentences below.

A. The large, over-grown garden was full of weeds and wild flowers.

B. The injured athlete that was sat with the medics watched over the race enviously.

C. The ancient city of Rome is home to attractions such as the Trevi Fountain and St. Peter's Basilica.



VF

2a. Which sentence below gives the most concise information?

A. The abbey was old and abandoned and had been empty for years which meant that it was falling in to disrepair.

B. The old, abandoned abbey, which had been empty for years, was falling into disrepair.



VF

2b. Which sentence below gives the most concise information?

A. Amsterdam is an interesting place to visit because it has a rich culture and it also has a fascinating history.

B. With its fascinating history and rich culture, Amsterdam is said to be an interesting place to visit.



VF

3a. Insert the most suitable expanded noun phrase into the sentence below.

old, decrepit house

newly-built, detached house

The _____ was scheduled to be demolished by the council as it was unsafe.



VF

3b. Insert the most suitable expanded noun phrase into the sentence below.

round, brilliant cut diamond

damaged, dull diamond

The ring with the _____ was bought by the gentleman who wanted to propose to his partner.



VF

4a. Change the adjectives in the sentence below to create a new sentence.

The newly-qualified pilot landed the plane safely despite the dangerous weather conditions.



VF

4b. Change the adjectives in the sentence below to create a new sentence.

The tall girl with the athletic frame smiled happily as she took to the podium after winning first place.



VF

YEAR 6 HOMEWORK - Writing

Identifying Word Classes in Sentences

1a. Write a sentence containing each of the following word classes. Label one example of each word class.

noun	verb	adjective
adverb	preposition	determiner
conjunction	subject	object



A

Identifying Word Classes in Sentences

1b. Write a sentence containing each of the following word classes. Label each part.

noun	verb	adjective
adverb	preposition	determiner
conjunction	subject	object



A

2a. Sara is trying to improve her writing by adding an adverb to the sentence below. Is this possible?

We crept down the hallway hoping to get past the door without being heard.

If so, where can the adverb go?
Is there more than one possibility?



R

2b. Ron is trying to improve his writing by adding a conjunction to the sentence below. Is this possible?

Her daughter really disliked going to the dentist, she had to have her tooth out.

If so, where can the preposition go?
Is there more than one possibility?



R

3a. True or false? These sentences need to have a noun. Explain your answer.

Sit down on the chair at once!

Please will you mop the floor?

Get in the car so we can set off please!



R

3b. True or false? These sentences need to have an adjective. Explain your answer.

There is a traffic jam ahead.

Security cameras are operating in this area.

The final task is completed.











R

YEAR 6 HOMEWORK - Writing

Using the Passive Verb

Using the Passive Verb

<p>1a. True or false?</p> <p>The sentence below uses the passive verb correctly.</p> <p>The stained glass window smashed this morning because the tennis ball thrown too hard.</p> <p> VF</p>	<p>1b. True or false?</p> <p>The sentence below uses the passive verb correctly.</p> <p>The cheese sandwiches finished before the cakes and biscuits brought out of the kitchen.</p> <p> VF</p>
<p>2a. Rewrite the sentence below in the active form.</p> <p>The horse was fed by the man before it was ridden through the enormous, grassy fields.</p> <p> VF</p>	<p>2b. Rewrite the sentence below in the active form.</p> <p>The dirty dishes were washed by Jamie after the delicious roast dinner was eaten.</p> <p> VF</p>
<p>3a. Rewrite the sentence below in the passive form.</p> <p>Harry put the warm, fluffy coat on before he opened the brown, wooden door.</p> <p> VF</p>	<p>3b. Rewrite the sentence below in the passive form.</p> <p>Grace wrote the beautiful song lyrics before she composed the dramatic music.</p> <p> VF</p>
<p>4a. Tick the correct passive version of the active sentence below.</p> <div style="border: 1px solid black; padding: 5px; margin-bottom: 10px;">I put the coffee in the cup and poured in the hot water.</div> <p>The coffee I put in the cup and the hot water was poured in. <input type="checkbox"/></p> <p>The coffee was put in the cup and the hot water was poured in. <input type="checkbox"/></p> <p>The coffee put in the cup and the hot water poured in. <input type="checkbox"/></p> <p> VF</p>	<p>4b. Tick the correct passive version of the active sentence below.</p> <div style="border: 1px solid black; padding: 5px; margin-bottom: 10px;">I picked flowers from the soil then I planted new seeds.</div> <p>Flowers were picked from the soil then I planted new seeds. <input type="checkbox"/></p> <p>From the soil I picked flowers then planted new seeds. <input type="checkbox"/></p> <p>Flowers were picked from the soil then new seeds were planted. <input type="checkbox"/></p> <p> VF</p>

YEAR 6 HOMEWORK - Reading

Anne Frank



Anne Frank was born in Frankfurt, Germany on 12th June, 1929. Her parents were named Otto and Edith and her elder sister was named Margot. Anne was passionate and vivacious. Growing up, she had many friends and her early life in Germany was like that of any other child: going for family trips out to the seaside and riding her bike.

In 1933, Adolf Hitler became the leader of Germany and life for Anne was never the same again. As leader of the Nazi political party, Hitler despised Jews. He unfairly blamed them for many of Germany's problems. Jewish people were forced to wear a yellow star and were not allowed to own or run businesses. As a result, many Jews left Germany in search of a safer place to live. Anne and her family were Jewish, so they moved to Amsterdam in the Netherlands when she was just four years old.



For a while, life seemed to be safe and normal again. With the outbreak of the Second World War in 1939, Anne's father feared the Nazis would invade the Netherlands. In 1940, that is exactly what happened.



Despite this, Anne happily celebrated her thirteenth birthday and received a red journal that was to become a record of her experiences as a Jew in the Second World War. Anne loved to write and, naming her journal 'Kitty', she began to do so every day. She wrote about her wish for the war to end and other hopes for the future.

Otto Frank began to plan a safe hiding place for his family. He had a secret annexe behind his office where his family could hide away from the Nazis, safe and unseen. After packing what they could, the family moved quickly to the small annexe. They hid away for two years with the help of friends. Anne wrote in 'Kitty' every day.



YEAR 6 HOMEWORK - Reading

Anne Frank

In total, eight people hid away in the annexe. They had to be very quiet, walking barefoot and hanging heavy curtains at the windows. Anne described the families she lived with and often wrote about how tired she was of living in the cramped space. Just as news about the nearing end of the war reached the Franks, they were betrayed and the Nazis found their hiding place.



In 1944, the families were arrested, split up and sent to concentration camps. Anne was sent with Margot. In 1945, just a month before the end of the war, they died from a disease called typhus. Anne was just fifteen years old.

The only family member to survive was Otto Frank. When he returned to Amsterdam, he found Anne's journal. He decided to publish it, sharing Anne's personal thoughts and sufferings with the world. It has been read all over the world and is translated into sixty-five languages.

Anne Frank Timeline

1929	12th June: Anne is born in Germany.
1933	Adolf Hitler comes to power as leader of Germany. Anne Frank moves to Amsterdam.
1940	May: Germany invades the Netherlands.
1942	Jews must wear a yellow star. 14th June: Anne begins her journal. July: Anne's family go into hiding.
1944	4th August: The Franks are discovered and arrested. 3rd September: The Franks are taken to a concentration camp.
1945	March: Anne dies from Typhus.
1947	Anne's father Otto publishes her journal.

Now answer the questions on the next page.

YEAR 6 HOMEWORK - Reading

1. When and where was Anne Frank born?

2. Anne is described as 'vivacious'. Tick the word with the closest meaning.

Lively, happy

Mischievous

Angry

Quiet

3. Who was Adolf Hitler?

4. Explain why Otto Frank was worried about his family when Adolf Hitler became the leader of Germany.

5. Where did Otto Frank take his family to live safely?

6. Jews were made to wear a yellow star. Why do you think the Nazis made this rule?

7. Otto Frank planned a secret annexe for his family to hide from the Nazis. Give two ways the occupants helped to stay hidden.

8. What gift did Anne Frank receive on her thirteenth birthday?

YEAR 6 HOMEWORK - Reading

Winston Churchill Fact File

Winston Churchill is one of Great Britain's most famous statesmen and Prime Ministers because he was the British leader twice and he also led Britain to victory in the Second World War.

Early Life

He was born Winston Leonard Spencer-Churchill on 30th November 1874 at Blenheim Palace (the seat of his grandfather, the 7th Duke of Marlborough) in Oxfordshire. His father was Lord Randolph, a Conservative politician, and his mother was Jeanette, Lady Randolph Churchill. When he was 13, he only managed to make the lowest class at Harrow school, so his father put him in the army class to prepare for a career in the armed forces.



Early Career

He commenced his army career as a cadet in 1893 at Sandhurst, after having three attempts to pass the entrance exam. He eventually became a cavalry officer and war reporter, spending his 21st birthday working in Cuba. In 1898, he went to fight in the Sudan but he knew that politics was his first love and his aspiration. He, therefore, spent time following the news from home and reading past parliamentary debates that his mother sent to him.

Famous Churchill Quotes:

"Success is not final, failure is not fatal: it is the courage to continue that counts."

"Success consists of going from failure to failure without loss of enthusiasm."

"Never in the field of human conflict was so much owed by so many to so few."

"We shall defend our island, whatever the cost may be, we shall fight on the beaches, we shall fight on the landing grounds, we shall fight in the fields and in the streets, we shall fight in the hills; we shall never surrender."

YEAR 6 HOMEWORK - Reading

Into Politics at Last!

At the 1900 general election, he became MP for Oldham and he made his first speech in Parliament in 1901. He always prepared well and used notes to help attempt to overcome his lisp. Meanwhile, in his private life, he married Clementine in 1908 and they went on to have five children.

Rising to the Top

By 1910, Churchill had become Home Secretary and was in charge of the Royal Navy. He then spent a short amount of time as Chancellor of the Exchequer, in charge of the country's taxes and money. The initial part of the Second World War in 1939 did not go well for Britain and in 1940, Britain needed a new Prime Minister. That was to be Winston Churchill.

Later Life

Churchill led Britain through the Second World War with his direction, his 'V' for victory hand sign and his many famous speeches. However, not long after the war, Britain needed a change and the Conservatives lost power. Churchill kept up with his writing. A second chance to lead the country came round when the Conservatives were re-elected to power and Churchill was Prime Minister once more from 1951 to 1955. Even after that, he continued to be an MP until 1964. In 1965, he died aged 90. He is buried in a small churchyard in Oxford and his headstone reads: 'Remember Winston Churchill'.

Now answer the questions on the next page.

YEAR 6 HOMEWORK - Reading

1. What does MP stand for?

2. In the 'Early Career' paragraph, the author uses the word 'attempts'; write two or more synonyms for this word.

3. In the government, of what is the Chancellor of the Exchequer in charge?

4. Why did Churchill follow the news from home while he was in the Sudan?

5. The author uses the subheading 'Into Politics at Last!' for one of the paragraphs. Why has the author used the phrase 'at last' and an exclamation mark?

6. Find an example of a fronted adverbial in the text.

7. On what exact date was Churchill in Cuba?

8. In the Famous Churchill Quotes section, what does the word 'fatal' mean?

9. In the 'Rising to the Top' paragraph, what does the word 'initial' mean?

10. Churchill is famous for his quotes; what do you think about the ones here? Have any of them made you think, and why? Which do you like best?

YEAR 6 HOMEWORK - Reading

The Battle of Britain and The Blitz

4 The Battle of Britain

16 This event began on the 10th July, 1940 when British ships in
25 the English Channel were bombed by the German Luftwaffe.
33 Mass bombing of airfields, harbours, radar stations and
39 aircraft factories began in August 1940.

41 The Blitz

50 (The word 'Blitz' comes from the German term Blitzkrieg
54 which means 'lightning war'.)

64 This event began on the 7th September, 1940 when the
73 Luftwaffe turned their attention to the bombing of London
83 and other cities, rather than the military targets they had
91 previously focused on. London was bombed for fifty-seven
100 consecutive nights and suffered extensive damage and the loss
105 of thousands of civilian lives.



The Role of Women During the Second World War

10 Life for most women before the war was quite different
19 than today. Typically, most women stayed at home and
24 did not go to work.

34 When the war started in September 1939, the role of
37 women changed rapidly.

49 With men called up for active service, there was a need for
59 women to undertake the jobs that the men had previously
67 done, giving them the opportunity to become patriotic
76 heroines. During the war, women were employed in a
83 range of positions including: munition factory workers
91 (making weapons); working in the armed forces (army,
102 navy and air force); working as Land Girls; driving buses or
110 trains; working as nurses or ambulance drivers; building
113 ships; becoming searchlight
116 operators and becoming
119 air raid wardens.

124 In 1943, almost 90% of
128 single women and 80%
132 of married women were
134 in employment.



Quick Questions



1. Where did the Luftwaffe come from?



2. Find and copy two words that mean the same as 'a large amount'.



3. Why do you think The Blitz was so named?



4. Summarise the main points about The Blitz in 20 words or less.

Quick Questions



1. Find and copy two words related to 'working'.



2. What percentage of married women were working by 1943?



3. How did life change for women during the Second World War? Give two examples.



4. Why does the author use the phrase 'patriotic heroines'?

YEAR 6 HOMEWORK - Place & Time

Talking point:

Talk to an adult about what you know about World War One and the causes of World War Two.

Start your conversation with
'An interesting fact I know is...'



Presentation: Evacuation

Use your knowledge booklet or the internet to research about evacuation.

Write an information leaflet about evacuation and make links to Peterborough - were children evacuated to or from Peterborough? Include drawings to illustrate your information.



YEAR 6 HOMEWORK - Place & Time



Write a diary entry from the point-of-view of one of the people in this picture.

Make sure to include:

- * a range of sentence types
- * informal language
- * features of a diary entry
- * parenthesis
- * Tier 2 vocabulary

YEAR 6 HOMEWORK - Place & Time



Write a descriptive paragraph to describe the setting and characters in this picture.

Make sure to include:

- * modal verbs
- * prepositional phrases
- * relative clauses
- * DADWAVERS (to start your sentences)
- * Tier 2 vocabulary

YEAR 6 HOMEWORK

Non-screen activities you can do at home

Pobble

25 ideas!

What can you do when there's no school and you're stuck at home? Here are 25 fun ideas to choose from.



1 How many different words can you make from the letters in this sentence, below? Grab a pencil and paper and write a list!

'Learning from home is fun'

2 Thank a community hero. Think of someone that helps you in some way and write a short letter to thank them.

Thanks!

3 Get building! You could build a Lego model, a tower of playing cards or something else!



4 Can you create your own secret code? You could use letters, numbers, pictures or something else! Can you get someone else to try and crack it?

5 Start a nature diary. Look out of the window each day and keep note of what you see. Birds, flowers, changes in the weather, what else?

6 Hold a photo session. Use a camera or a mobile phone to take some snaps. What will you photograph? Your pets or toys perhaps?

7 Build a reading den. Find somewhere cosy, snuggle up and read your favourite book!



8 Use an old sock to create a puppet. Can you put on a puppet show for someone?



9 Make a list of all the electrical items in each room of your home. Can you come up with any ideas to use less electricity?

10 Design and make a homemade board game and play it with your family.



11 Do something kind for someone. Can you pay them a compliment, make them something or help them with a task?



12 Can you create a story bag? Find a bag and collect items to go in it that relate to a well known story. If you can't find an item, you could draw a picture to include.

13 List making! Write a list of things that make you happy, things you're grateful for or things you are good at.



14 Design and make an obstacle course at home or in the garden. How fast can you complete it?



15 Can you invent something new? Perhaps a gadget or something to help people? Draw a picture or write a description.



16 Keep moving! Make up a dance routine to your favourite song.



17 Write a play script. Can you act it out to other people?



18 Read out loud to someone. Remember to read with expression.



19 Write a song or rap about your favourite subject.



20 Get sketching! Find a photograph or picture of a person, place or object and sketch it.



21 Junk modelling! Collect and recycle materials such as yoghurt pots, toilet rolls and boxes and see what you can create with them.

22 Draw a map of your local area and highlight interesting landmarks.



23 Write a postcard to your teacher. Can you tell them what you like most about their class?

24 Draw a view. Look out of your window and draw what you see.



25 Get reading! What would you most like to learn about? Can you find out more about it in books? Can you find a new hobby?