

# SATs Companion

Information for parents 2022



# What is SATs Companion?



Intervention

Identify and fill in  
gaps in  
understanding.



Practice Online

Fun learning videos  
and engaging  
online practice  
questions covering  
every topic.



Improve Results

Accelerate  
progress.  
Grow in confidence  
& build a deeper  
understanding.

# Our HVPA approach



- Ongoing assessment and responsive teaching
- Summative standardised tests to track progress and identify gaps
- STAR assessments (reading and maths)
- 4 classes in Y6 - high adult ratio
- Long term memory and mastery
- Retrieval practice
- Home & school communication


# Home schedule



# Getting started



Web based  
Compatible with tablets, desktops  
and laptops

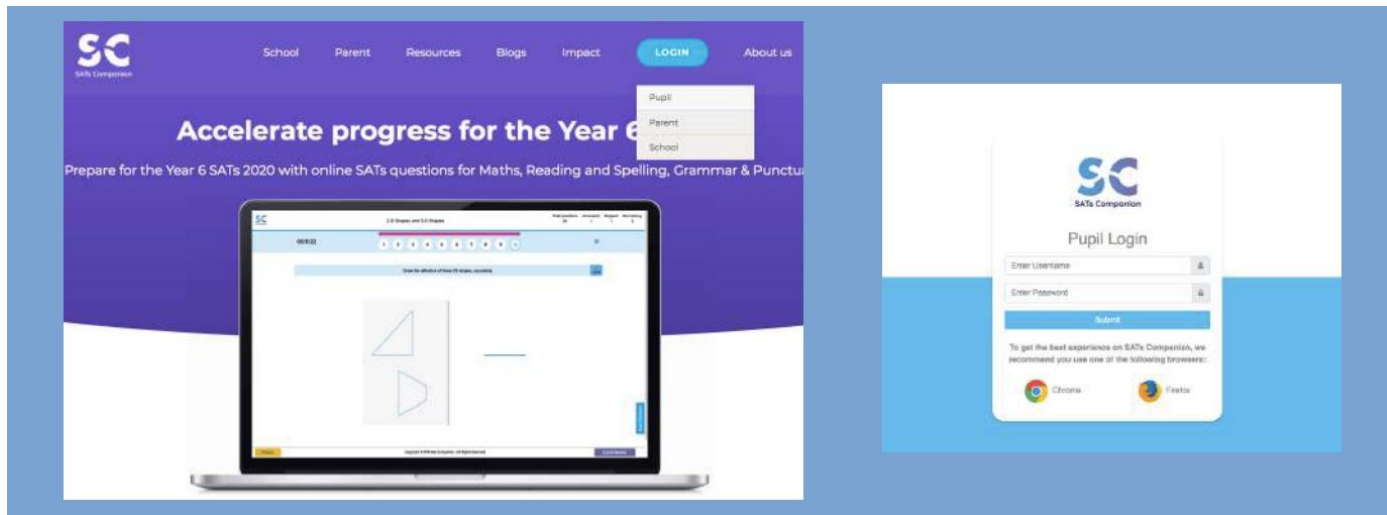


Browser compatibility

Miss Thomas  
<https://satscompanion.com>  
Class: Washington  
UserName: hvpthomas  
Password: Thomas89

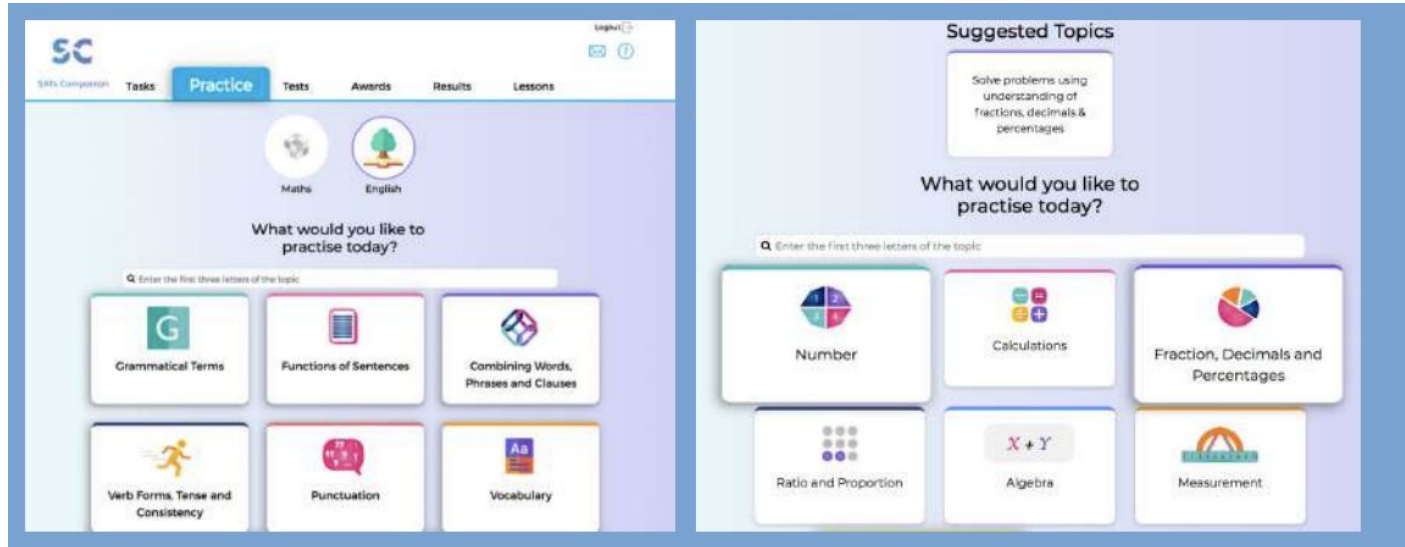
Specific username and login details

# Getting started



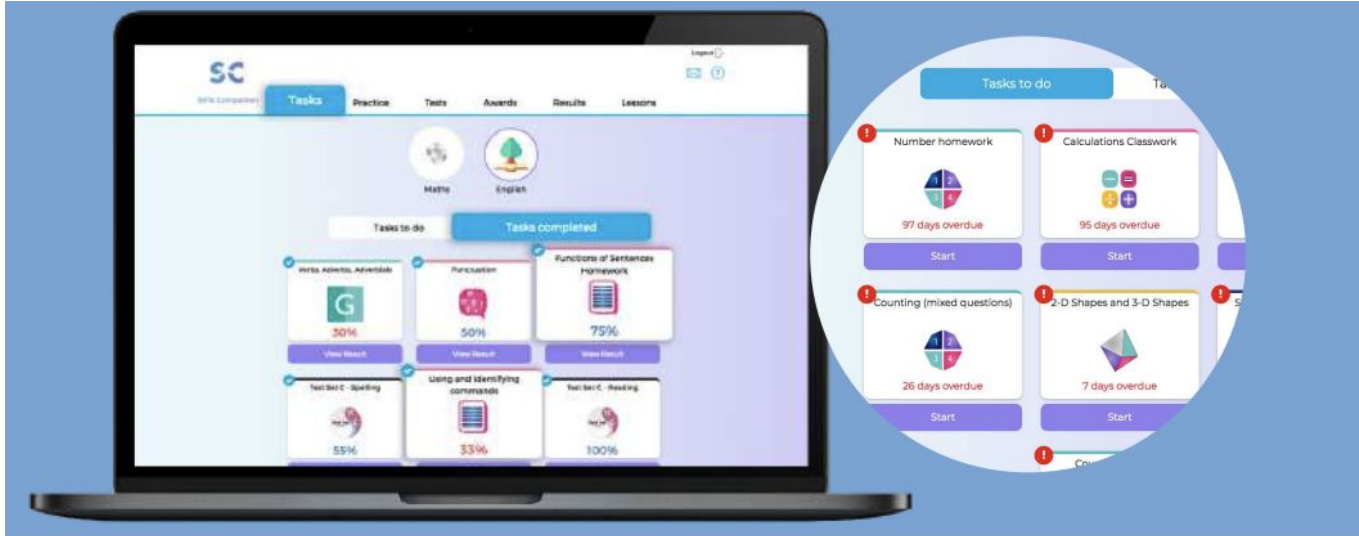
To login in, visit [www.satscompanion.com](https://www.satscompanion.com)  
Click the blue button on the top right of the screen  
Select pupil & this will open the pupil login screen

# Practice



SATs Companion will recommend personalised topics to complete. These tailored topics will boost confidence in specific areas that your child needs to build their understanding.

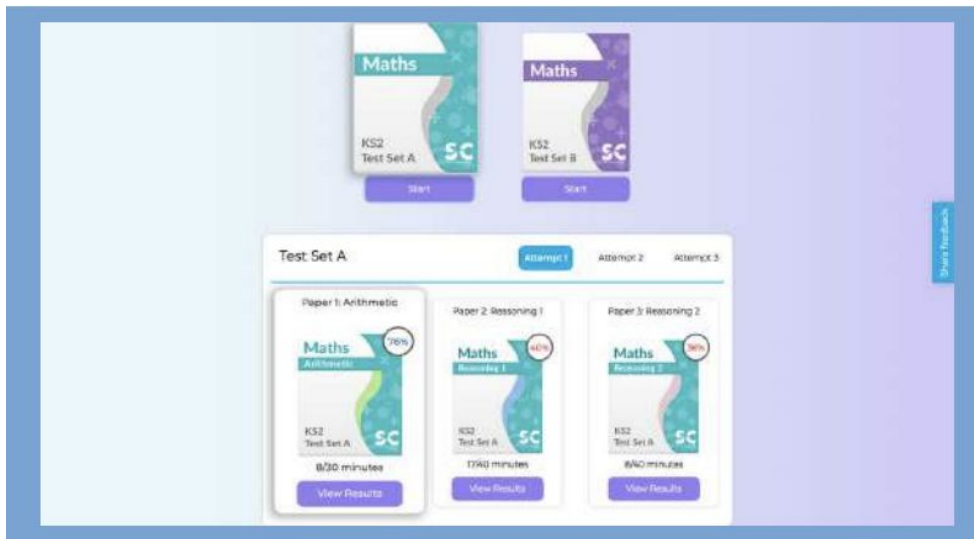
# Task



This is where your child's teacher will assign tasks - these may include homework, revision or tests.



# Tests



Along with the 30,000 question bank in the practice area, there are also SATs style online tests.

These can only be set by the teacher.

# Reports



You can access and track your child's progress under the *report* tab. Topic by topic breakdown as well as progress chart. Encourage children to take independence for monitoring their progress.

# Video library



Covers key topics & easy access at any time.  
Automatic recommendations based on individual child's learning goals.

# Rewards



The personalised rewards tool allows you to see the areas your child is doing well in and the *goals and trophies* they have earned.

# Next steps



- Check you are able to login
- Contact class teacher for technical support/login details/reset
- Get started! Complete the weekly tasks (English and Maths tasks set by the teacher)
- Encourage additional practice tasks to be completed (recommended 15mins 2x weekly)

# Questions?

# Y6 SATs information

2022

# What are SATs?



SATs (Statutory Assessment Tests) measure children's educational achievement in Years 2 and 6.

End of Key stage 2 assessments take place in the May of Year 6 (age 11) and are more formal tests in English (grammar, punctuation, spelling and reading) and maths.

***SATs date: 9th-12th May 2022***



# The tests



Reading - one paper with questions based on 3 passages of text (1 hour to answer)

English grammar, punctuation and spelling - written grammar and punctuation paper (45mins) and a 20 word spelling test (15mins)

Maths paper 1 - arithmetic paper (30mins)

Maths paper 2 and 3 - wider range of reasoning based questions (40mins each paper)

# Scores



Maths Total out of 110

- Arithmetic out of 40
- Reasoning paper 2 out of 35
- Reasoning paper 3 out of 35

Reading out of 50

GPS out of 70

- Grammar & Punctuation out of 50
- Spelling out of 20

# Scores




Raw scores = scaled scores

100 - 109 = EXP (Expected/ pass)

110 - 120 = GD (Greater Depth)

# Writing



*There is no test for Writing.*

*Teacher assessment.*

# Timetable for the week



Monday	SPAG paper (spelling, punctuation and grammar)
Tuesday	Reading paper
Wednesday	Maths paper 1 and 2
Thursday	Maths paper 3

# Example questions

## Reading

- 6 Look at the paragraph beginning: '*You boys best get to school...*' to the end of page 4.

*'But what about...?' Joe started to say.*

Which words would best complete Joe's question?

Tick **one**.

your breakfast ☐

our games ☐

your job ☐

our homework ☐

- 8 If she was trying to **reassure** Joe, it wasn't working.

What does *reassure* mean in this sentence?

- 13 Using information from the text, tick one box in each row to show whether each statement is **true** or **false**.

	True	False
The park has been looked after by a park warden.	<input type="checkbox"/>	<input type="checkbox"/>
The park is going to be replaced with a shopping centre.	<input type="checkbox"/>	<input type="checkbox"/>
Building work in the park will start at the end of July.	<input type="checkbox"/>	<input type="checkbox"/>
The warden had two weeks' notice of the park's closure.	<input type="checkbox"/>	<input type="checkbox"/>

2 marks

1 mark

1 mark

# Example questions

## GPS

2

Draw a line to match each word to the correct **suffix**.  
Use each suffix only once.

**Word**

accomplish

forgive

joy

fool

**Suffix**

ful

ment

ish

ness

1 mark

14

Which word is an **antonym** of difficult?

The problem was difficult to solve.

Tick **one**.

hard

☐

easy

☐

impossible

☐

challenging

☐

1 mark

11

Insert a **pair of brackets** in the correct place in the sentence below.

Using public transport such as buses and trains can reduce  
pollution.

1 mark

# Example questions

## *Maths arithmetic*

<b>2</b>	<input type="text"/> = $8,275 + 82$	<input type="checkbox"/> 1 mark

<b>16</b>	$3^3 =$	<input type="checkbox"/> 1 mark
	<input type="text"/>	

<b>13</b>	$1,210 \div 11 =$	<input type="checkbox"/> 1 mark
	<input type="text"/>	

<b>18</b>	$20\% \text{ of } 3,000 =$	<input type="checkbox"/> 1 mark
	<input type="text"/>	



# Example questions

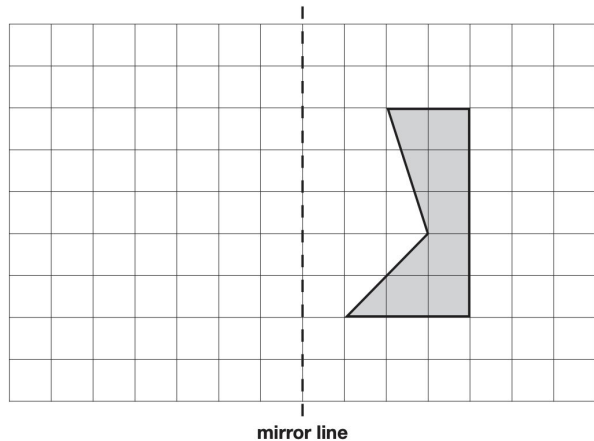
## *Maths reasoning*

4

Here is a shaded shape on a square grid.

Reflect the shape in the mirror line.

Use a ruler.



12

Here are three symbols.

< > =

Write one symbol in each box to make the statements correct.

$$\frac{7}{10} \quad \boxed{\phantom{00}} \quad 0.07$$

$$\frac{23}{1000} \quad \boxed{\phantom{00}} \quad 0.23$$

1 mark

1 mark

# Our approach for SATS



- Focused on the children
- Holistic approach - more than just the tests
- Non-threatening
- Routines
- Preparation is key
- Building resilience and confidence
- Celebrating success and progress
- Building on strengths and addressing gaps
- Test application skills

# Reporting



In your child's report (**8th July**), you will find out the level that they are working at for the end of KS2.


You will be told if your child is:

- *'working at the expected standard'*
- *'has not met the expected standard'*
- *'is working at greater depth'*

# SATs support/prep at home



- The bigger picture - a balance of the following: *healthy eating, good sleep routines, positive mindset, praise, awareness of overload*;
- Homeschool schedule (homework);
- Track progress on SATs companion;
- Encourage regular reading and discussion about the book;
- Be aware of SATs week coming up;
- Play mental games - Monopoly, Uno, Dominoes, Hangman, Boggle, Scrabble;
- Use past SATs papers (available online **2016 - 2018 only**) / revision guides



# Questions?